

CONSTRUCTION SUMMARY				
Mountainview Heights 3 (G) - Russell Gardens Building Ltd.				
PURCHASER: Diana NIZAMI				TEL:
LOT / PHASE	REG. PLAN #	HOUSE TYPE		
572 / 4	62M-1266	Springfield Eleven (4 Bed with Guest Suite) Elev 1		

CABINETRY

1 - DELETE- MINI STACKED UPPER CABINETS -UPGRAD 2 CABINETRY -AS PER PURCHASERS REQUEST 30Jun22 Note:	★
1 - CABINETRY - KITCHEN - UPGRADE 2 13Jun22 Note:	

CABINETRY ACCESSORIES

1 - KITCHEN- DELETE HARDWARE AS PER PURCHASER REQUEST- 04Jul22 Note:	★
1 - DELETE-KITCHEN APPLIANCE DOOR PANELS-FRIDGE DOOR PANELS-SUPPLY ONLY 30-36"WIDE FRIDGE 30Jun22 Note:	★
1 - DELETE- KITCHEN CABINETRY-BUILT IN FRIDGE CABINET 30Jun22 Note:	★
1 - KITCHEN - SHIFT FRIDGE LOCATION AS PER SKETCH 13Jun22 Note:	
1 - KITCHEN CABINETRY BASE - POT/PAN DRAWERS (CABINET) - UPGRADE 2 13Jun22 Note:	
1 - KITCHEN HOOD CABINETS - CONTEMPORARY WOOD HOOD – UPGRADE 2 13Jun22 Note:	
1 - KITCHEN CABINETRY - APPLIANCE DOOR PANELS - FRIDGE DOOR PANELS - SUPPLY ONLY - 30"-36" WIDE FRIDGES - UPGRADE 2 13Jun22 Note:	
1 - KITCHEN CABINETRY - BUILT-IN FRIDGE CABINET - PRICE IS EACH 13Jun22 Note:	
1 - KITCHEN CABINETRY UPPER - FULL DEPTH ABOVE FRIDGE - WITH GABLES - 600MM - PRICE IS EACH - UPGRADE 2 13Jun22 Note:	
1 - PANTRY UNIT UPGRADE - TO GO FROM 300MM TO 600MM DEEP - PRICE IS PER FOOT - UPGRADE 2 13Jun22 Note:	
1 - KITCHEN - RELOCATE STANDARD PANTRY AS PER SKETCH 13Jun22 Note:	
1 - KITCHEN CABINETRY BASE - COOKTOP CABINET WITH POT DRAWERS (2 DRAWERS) - UPGRADE 2 13Jun22 Note:	
1 - KITCHEN CABINETRY - BUILT-IN MICROWAVE/OVEN COMBO - UPGRADE 2 13Jun22 Note:	
1 - KITCHEN CABINETRY – MINI STACKED UPPER CABINETS – UPGRADE 2 CABINETRY 13Jun22 Note: PURCHASERS DECLINE CROWN MOULDING AND ACKNOWLEDGE AND ACCEPT THAT THERE WILL BE A GAP BETWEEN MINI UPPERS AND CEILING	

CERAMIC TILE

1 - DELETE ALL CERAMIC BATHROOM ACCESSORIES - DELETE TOWEL BAR, PAPER HOLDER & SOAP DISH THROUGHOUT 13Jun22 Note:	
1 - TILE - UPGRADE 4 FLOOR TILE - - POWDER ROOM 13Jun22 Note:	
1 - TILE - UPGRADE 4 FLOOR TILE - - MUD ROOM 13Jun22 Note:	

CONSTRUCTION SUMMARY				
Mountainview Heights 3 (G) - Russell Gardens Building Ltd.				TEL:
PURCHASER: Diana NIZAMI				
LOT / PHASE	REG. PLAN #	HOUSE TYPE		
572 / 4	62M-1266	Springfield Eleven (4 Bed with Guest Suite) Elev 1		
1 - TILE - UPGRADE 4 FLOOR TILE - - KITCHEN 13Jun22 Note:				
1 - TILE - UPGRADE 4 FLOOR TILE - - FOYER 13Jun22 Note:				
1 - TILE - UPGRADE 4 WALL TILE - - ENSUITE BATHROOM - SHOWER 13Jun22 Note:				
1 - TILE - UPGRADE 4 FLOOR TILE - - ENSUITE BATHROOM - FLOOR 13Jun22 Note:				
CONSTRUCTION				
1 - SMOOTH CEILINGS ON FIRST FLOOR ONLY - DET 13Jun22 Note:				
COUNTER TOP				
1 - UPGRADE COUNTERTOP MATERIAL - Kitchen 13Jun22 Note:				
ELECTRICAL				
1 - NOTE: FRIDGE SHIFTED ***SEE SKETCH FOR LOCATION 21Jun22 Note:				
1 - KITCHEN - FAN INSERT FOR UPGRADE 36" HOOD - CYCLONE BX21534 13Jun22 Note:				
1 - BUILT IN OVEN AND COOKTOP PROVISION - PROVISION ONLY - ELECTRICAL ONLY 13Jun22 Note:				
1 - 200 AMP ELECTRICAL SERVICE - IF CONSTRUCTION PERMITS 13Jun22 Note:				
3 - FAN - BATHROOM EXHAUST FAN - ENERGY STAR 80 CFM - IN LIEU OF STANDARD FAN - MASTER ENSUITE & ENSUITE 2/3 & ENSUITE 4 BATHROOMS 13Jun22 Note:				
1 - RELOCATE STANDARD KITCHEN LIGHT TO BE CENTERED OVER ISLAND 13Jun22 Note:				
1 - POT LIGHT - LED - FIRST FLOOR INSTALLATION - INSTALLED ON SEPERATE SWITCH FROM STANDARD LIGHT - KITCHEN WORKSPACE 13Jun22 Note:				
1 - POT LIGHT - LED - FIRST FLOOR INSTALLATION - INSTALLED ON SEPERATE SWITCH FROM STANDARD LIGHT - KITCHEN BREAKFAST 13Jun22 Note:				
1 - PLUG - ELECTRICAL PLUG - TO BE INSTALLED OVER FIREPLACE 13Jun22 Note:				
1 - POT LIGHT - LED - FIRST FLOOR INSTALLATION - INSTALLED ON SEPERATE SWITCH FROM STANDARD LIGHT - FAMILY ROOM 13Jun22 Note:				
1 - STANDARD DINING ROOM LIGHT TO BE CENTERED BETWEEN LIVING AND DINING ROOM 13Jun22 Note:				
1 - POT LIGHT - LED - FIRST FLOOR INSTALLATION - INSTALLED ON SEPERATE SWITCH FROM STANDARD LIGHT - DINING ROOM 13Jun22 Note:				
FIREPLACE AND ACCESSORIES				

CONSTRUCTION SUMMARY				
Mountainview Heights 3 (G) - Russell Gardens Building Ltd.				
PURCHASER: Diana NIZAMI				TEL:
LOT / PHASE 572 / 4	REG. PLAN # 62M-1266	HOUSE TYPE Springfield Eleven (4 Bed with Guest Suite) Elev 1		
1 - MANTEL - PAINTED - M6 - IN LIEU OF STANDARD MANTEL 13Jun22 Note:				

HARDWOOD FLOORING

1 - LAMINATE – UPGRADE TO PARKLANE SERIES IN LIEU OF STANDARD LAMINATE 13Jun22 Note:	
1 - HARDWOOD - GROUP B SERIES 5 INCH - IN LIEU OF 2 1/4 INCH NATURAL RED OAK - - MAIN HALL 13Jun22 Note:	
1 - HARDWOOD - GROUP B SERIES 5 INCH - IN LIEU OF 2 1/4 INCH NATURAL RED OAK - - LIVING AND DINING ROOM 13Jun22 Note:	
1 - HARDWOOD - GROUP B SERIES 5 INCH - IN LIEU OF 2 1/4 INCH NATURAL RED OAK - - GUEST SUITE 13Jun22 Note:	
1 - HARDWOOD - GROUP B SERIES 5 INCH - IN LIEU OF 2 1/4 INCH NATURAL RED OAK - - FAMILY ROOM 13Jun22 Note:	

MISCELLANEOUS

1 - NO FURTHER CHANGES WILL BE ALLOWED 30Jun22 Note:	
1 - REOPEN FILE FEE- NO CHARGE 30Jun22 Note:	

PLUMBING

1 - SOAP DISPENSER - CHROME FINISH - MOEN #S3944C - KITCHEN 13Jun22 Note:	
1 - SINK - UNDERMOUNT SINK - BLANCO QUATRUS R15 U SUPER SINGLE #401518 13Jun22 Note:	
1 - WATER LINE FOR FRIDGE - ROUGH-IN ONLY 13Jun22 Note:	

PROMOTIONAL

1 - LESS CREDIT FROM PURCHASER EXTRA SHEET IN OFFER 13Jun22 Note:	
---	--

STAIRS AND RAILINGS

1 - STAIRCASE - EUROLINE 1 IRON PICKETS - BLACK 13Jun22 Note:	
1 - STAINED STAIRS – STANDARD STAIRCASE - PRICE IS PER SET 13Jun22 Note:	

CONSTRUCTION SUMMARY				
Mountainview Heights 3 (G) - Russell Gardens Building Ltd.				
PURCHASER: Diana NIZAMI				TEL:
LOT / PHASE 572 / 4	REG. PLAN # 62M-1266	HOUSE TYPE Springfield Eleven (4 Bed with Guest Suite) Elev 1		

EXTRAS AS PER OFFER

PURCHASER(S) ACKNOWLEDGES THAT THE PURCHASE PRICE IS INCLUSIVE OF ALL CREDITS AND PROMOTIONAL PACKAGES AVAILABLE AT TIME OF PURCHASE. <i>Worksheet Note:</i>	
Granite kitchen counter top, from Vendor?s standard samples <i>Worksheet Note:</i>	
(1) The Vendor agrees that notwithstanding any other term or provision in this Agreement included in the Purchase Price and in addition to those items detailed in Schedule GP to the Agreement of Purchase and Sale, the Purchaser is entitled to a credit of <i>Worksheet Note:</i>	
Purchase Price includes 3 enlarged basement windows, and the obligation to construct the house with the enlarged basement windows is subject to the Vendors approval, in its sole and unfettered discretion The Purchaser acknowledges and agrees that the loc <i>Worksheet Note:</i>	
10 foot ceiling height on Main Level. The Purchaser acknowledges that as a result of the increased ceiling height from the Vendor?s standard ceiling height, various modifications to the interior and exterior of the dwelling unit may be made, including bu <i>Worksheet Note:</i>	

This Document is Extremely Time Sensitive - Printed 4 Jul 22 at 9:02

Purchaser: Diana NIZAMI

Telephone Res. / Bus: /

Decor Advisor: Anne Federico

Lock Date: 4-Jul-22

Property: 572

Project: Russell Gardens Building Ltd.

Model and Elevation: Springfield Eleven (4 Bed with Guest Suit)

Plan #: 62M-1266

Layout Changes: ☒ Yes ☐ No

Sketch Attached: ☒ Yes ☐ No

Exterior Colour Scheme:

I. Cabinetry

Kitchen Hardware Revision

	Style and Colour	Hardware
Kitchen / Breakfast	SONATA SATIN SNOW	<input type="radio"/> n/a
Laundry Room	ELISSE	<input type="radio"/> Standard
Powder Room	MONACO 350 PLATINUM SILVER	<input type="radio"/> 464SA
Master Ensuite Bathroom	DORAL W-500	<input type="radio"/> 464SA
Ensuite Bath - Bedroom 2/3	DORAL W-500	<input type="radio"/> 464SA
Ensuite Bath - Bedroom 4	DORAL K44 TITAN GREY	<input type="radio"/> 464SA
Guest Ensuite Bathroom	DORAL H3081 HACIENDA BLACK	<input type="radio"/> 464SA

Appliances:

Built In Appliances ☒ Yes ☐ No

Slide In Stove ☐ Yes ☒ No

Dishwasher Cabinet ☐ Closed ☒ Open

41" Upper Cabinets ☒ Yes ☐ No

Please NOTE: Standard Cabinet Height is 30"

Stove Opening

NOTE: If not specified, opening will be set to builder's standard opening of approximately 30" width

Fridge Opening

NOTE: If not specified, opening will be set to builder's standard opening of approximately 37" width x 74" height

** Refer to Construction Summary

2. Counters

	Counter	Edge
Kitchen / Breakfast	QUARTZ-MISTRAL	#360 EDGE
Laundry Room	N/A	
Powder Room	LAMINATE-WHITE CARRARA 4924-38	
Master Ensuite Bathroom	LAMINATE-CALCUTTA MARBLE 4925K-07	
Ensuite Bath - Bedroom 2/3	LAMINATE-CARRARA BIANCO 6696-46	
Ensuite Bath - Bedroom 4	LAMINATE-WHITE CARRARA 4924-38	
Guest Ensuite Bathroom	LAMINATE-CALCUTTA MARBLE 4925K-07	

** Refer to Construction Summary

Initial:



DISTINCT BY DESIGN™

(2)



COOKING / [WALL OVENS \(/COOKING/WALL-OVENS\)](#)

Café 30" Built-In Convection Double Wall Oven Matte White

Specs




[s/ctd90dp4nw2/overview](#)

Specs

<https://www.cafeappliances.ca/appliances/ctd90dp4nw2/specs>

<https://www.cafeappliances.ca/appliances/ctd90dp4nw2/specs>



CTD90DP4NW2

\$5,599.00 MSRP

FIND A STORE
(/APPLIANCES/CTD90DP4NW2/WHERE-TO-BUY)

[share](#)

Volts / Hertz	208/240V; 40Amp
Warranty	1 Year Parts & Labor RUSSELL GARDENS PH 4 LOT 572 PAGE 2 OF 11
Wifi Connect	Yes
Convection Broil	Yes
Dehydrate	Yes
Cutout Depth (in)	23.5
Cutout Height (in)	51.81
Cutout Width (in)	28.5
Electronic Clock and Kitchen Timer	Yes
Audible Preheat Signal	Yes
Installation Options	Side-by-Side Yes
Control Lock Capability	Yes
Accessories	+ Optional Handle Kit Brushed Black CXWD0H0PMBT + Optional Handle Kit Brushed Bronze CXWD0H0PMBZ + Optional Handle Kit Brushed Copper CXWD0H0PMCU

+ Optional Handle Kit Brushed Stainless
CXWD0H0PMSS

No Preheat Air Frying

Yes

RUSSELL GARDENS PH 4
LOT 572
PAGE 3 OF 11

DIMENSIONS

Overall Width	29.7 inches
Overall Height	53 inches
Overall Depth	26.7 inches
Net Weight	284 LB

CUSTOMER
CARE

COMPANY
INFO

Contact (/support/contact-us)	Our Company (https://www.geappliances.ca/ge-appliance-story)
FAQ (/support/contact-us)	Press Room (https://www.geappliances.ca/pressroom)
Recalls (https://www.geappliances.ca/en/support/recall-information)	Jobs (https://www.geappliances.ca/en/career) Privacy Policy (https://www.geappliances.ca/en/privacy-policy)
Lookbook (/lookbookfall2019)	Terms (https://www.geappliances.ca/en/terms)
Newsletter (/newsletter)	Cookie Disclosure

Follow Us



(https://www.facebook.c



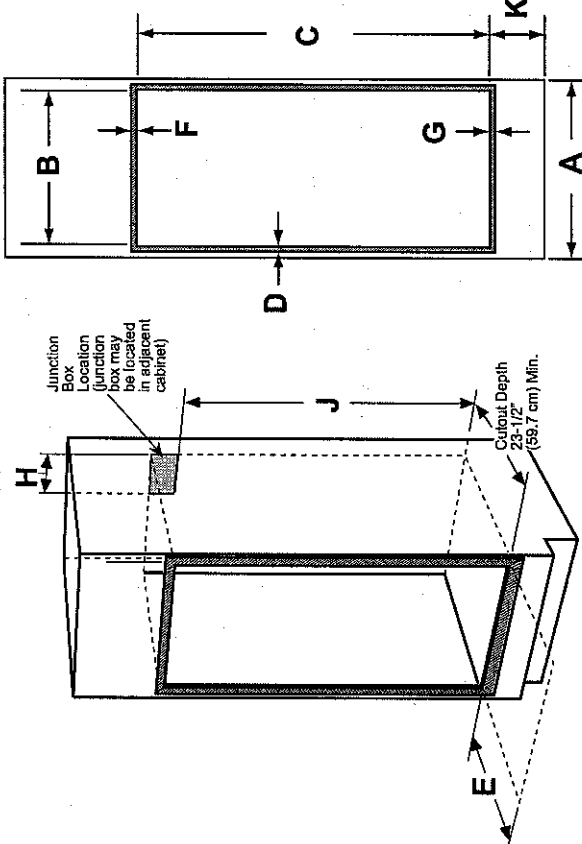
(https://www.instagram.



(https://www.pinterest.c

2C CUTOUT FOR DOUBLE OVENS (2 THERMAL OVENS)

NOTE: If the cabinet does not have a front frame and the sides are less than 3/4" (1.9 cm) thick, shim both sides equally to establish the cutout width.



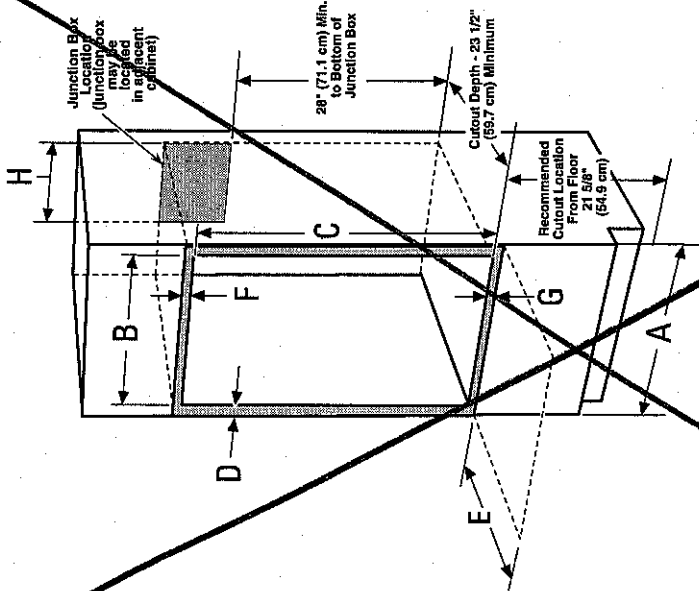
Dim.	Description	27" Double Oven	30" Double Oven with Pedestal	30" Double Oven without Pedestal
A	Cabinet Width	27" (68.6 cm)	30" (76.2 cm)	30" (76.2 cm)
B	Cutout Width	25" (63.5 cm) min. 25 1/4" (64.1 cm) max.	28 1/2" (72.4 cm) min. 28 3/4" (72.7 cm) max.	28 1/2" (72.4 cm) min. 28 3/4" (72.7 cm) max.
C	Cutout Height	49 1/16" (126.2 cm) min. 50 1/2" (127.3 cm) max.	51 3/16" (131.6 cm) min. 51 1/8" (131.9 cm) max.	50 1/4" (127.64 cm)
D	Clearance from cutout - side edges*	1" (2.5 cm)	1 1/8" (1.75 cm)	1 1/8" (1.75 cm)
E	Clearance to Adjacent Corners, Drawers, Walls, etc., When Door Is Open	23" (58.8 cm) min.	23" (58.3 cm) min.	23" (58.3 cm) min.
F	Clearance from cutout - top*	1" (2.5 cm) min.	1 1/4" (3.2 cm) min. (1 1/2" (3.2 cm) for PT9550, ZET2S and ZET2P)	1" (2.5 cm) min. (1 1/4" (3.2 cm) for PT9550, ZET2S and ZET2P)
G	Clearance from cutout - bottom*	1" (2.5 cm) min.	1 1/4" (3.2 cm)	1 1/4" (3.2 cm)
H	Junction Box Location	8 3/4" (22.2 cm) max. right side only	9 1/2" (24.1 cm) max. right side only	9 1/2" (24.1 cm) max. right side only
J	Height to Bottom of Junction Box	44" (111.8 cm)	47" (119.4 cm)	47" (119.4 cm)
K	Recommended Cutout Location from Floor	13 1/4" (33.7 cm)	12" (30.5 cm)	12" (30.5 cm)

* Refers to minimum clearance required for wall oven installation and does not reflect actual product dimensions.

Continue to Section 3.

2D CUTOUT FOR COMBINATION OVENS (WITH UPPER MICROWAVE OVEN)

NOTE: If the cabinet does not have a front frame and the sides are less than 3/4" (1.9 cm) thick, shim both sides equally to establish the cutout width.



Dim.	Description	27" Oven with Microwave	30" Oven with Microwave
A	Cabinet Width	27" (68.6 cm)	30" (76.2 cm)
B	Cutout Width	25" (63.5 cm) min. 25 1/4" (64.1 cm) max.	28 1/2" (72.4 cm) min. 28 3/4" (72.7 cm) max.
C	Cutout Height	41 1/8" (104.5 cm) min. 41 1/4" (104.8 cm) max.	42 3/16" (107.2 cm) min. 42 1/4" (107.3 cm) max.
D	Clearance from cutout - side edges*	1" (2.5 cm)	1 1/8" (1.75 cm)
E	Clearance to Adjacent Corners, Drawers, Walls, etc., When Door Is Open	23" (58.4 cm) min.	23" (58.4 cm)
F	Clearance from cutout - top*	1" (2.5 cm) min.	1" (2.5 cm) min.
G	Clearance from cutout - bottom*	1" (2.5 cm) min.	1 1/4" (3.2 cm)
H	Junction Box Location	8 3/4" (22.2 cm) max. right side only	9 1/2" (24.1 cm) max. right side only

* Refers to minimum clearance required for wall oven installation and does not reflect actual product dimensions.

Continue to Section 2E.



DISTINCT BY DESIGN™

(/)



DISHWASHERS (/CLEANING/DISHWASHERS)

Café™ Stainless Interior Built-In Dishwasher with Hidden Controls Matte White


Specs



as/cdt875p4nw2/overview)

(<https://www.cafeappliances.ca/appliances/cdt875p4nw2/specs>)

(<https://www.cafeappliances.ca/appliances/cdt875p4nw2/overview>)



CDT875P4NW2

\$2,699.00 MSRP

FIND A STORE
(/APPLIANCES/CDT875P4NW2/WHERE-TO-BUY)

Dishwasher Options

RUSSELL GARDENS PH 4
LOT 572
PAGE 6 OF 11

- + Automatic Temperature Control
- + Child Lock
- + Cycle Progress Indicator
- + Deep Clean Silverware Jets
- + Heated Dry
- + Hi-Temp Wash
- + Presoak
- + Last Cycle Memory
- + Bottle Wash Jets
- + Rinse Aid with Indicator and Adjustment
- + Sanitize (NSF)
- + Steam Prewash
- + Wash Zones

End-of-Cycle Signal

Yes

Number of Place Settings

16 Place Settings

Style

Built-in

Control Location

Top

Sensor

Clean Sensor

Hard Food Disposer

Yes

Tub and Door Liner

Stainless Steel

Volts / Hertz

120 v / 60 Hz

Warranty

1 Year Parts & Labour

Wash Arm - Lower Level	Yes	RUSSELL GARDENS PH 4 LOT 572 PAGE 7 OF 11
Wash System	3 Level - 800 sel	
Width	19" - more	
Wifi Connect	Yes	

DIMENSIONS

Overall Width	23.7 inches
Overall Height	34 inches
Overall Depth	24 inches
Net Weight	123.4 LB

CUSTOMER
CARE

- Contact
(/support/contact-us)
- FAQ
(/support/contact-us)
- Recalls
(https://www.geappliances.ca/en/support/recall-information)
- Lookbook
(/lookbookfall2019)

COMPANY
INFO

- Our Company
(https://www.geappliances.ca/ge-appliance-story)
- Press Room
(https://www.geappliances.ca/pressroom)
- Jobs
(https://www.geappliances.ca/en/career)
- Privacy Policy
(https://www.geappliances.ca/en/privacy-policy)

Follow Us



(https://www.facebook.c



(https://www.instagram.



(https://www.pinterest.c



DISTINCT BY DESIGN™

(/)



COOLING / [FULL SIZE REFRIGERATION \(/REFRIGERATION/REFRIGERATORS\)](#)

Café™ ENERGY STAR® 27.8 Cu. Ft. 4-Door French-Door Refrigerator Matte White

Specs




[s/cve28dp4nw2/overview](#)

Specs

<https://www.cafeappliances.ca/appliances/cve28dp4nw2/specs>

<https://www.cafeappliances.ca/appliances/cve28dp4nw2/specs>



CVE28DP4NW2

\$7,449.00 MSRP

FIND A STORE
(/APPLIANCES/CVE28DP4NW2/WHERE-TO-BUY)

Fresh Food Cabinet Shelves	+ 4 Half Width Glass Shelves	RUSSELL GARDENS PH 4 LOT 572 PAGE 9 OF 11
	+ Quick Space	
Fresh Food Cabinet Drawers	2 Humidity Controlled Crispers	
Controls and Display	Electronic Touch	
Volts / Hertz / Amps	120 v / 60 Hz / 15A	
Warranty	+ 1 Year Limited Parts & Labour + 5 Year Limited Parts and Labour, Sealed System	
Width	36"	
Center Drawer Features	Convertible Drawer	
Convertible Drawer Capacity (cubic feet)	3.62	

DIMENSIONS

Overall Width	35.6 inches
Overall Height	69.8 inches
Overall Depth	36.7 inches
Net Weight	375 LB



DISTINCT BY DESIGN™

(/).



COOKING / [COOKTOPS \(/COOKING/COOKTOPS\)](#)

Café™ 36" Built-In Touch Control Induction Cooktop

Specs




[s/chp95362mss/overview\)](#)

Specs

<https://www.cafeappliances.ca/appliances/chp95362mss/specs>

<https://www.cafeapplian>

CHP95362MSS



\$3,599.00 MSRP

FIND A STORE
(/APPLIANCES/CHP95362MSS/WHERE-TO-BUY)

[share](#)

Induction

Front Centre

208-240 V / 60 Hz

1 Year Limited Parts & Labour

Yes

+ Optional Precision Cooking Probe
JXSOU5V1

57.3 LB