

CONSTRUCTION SUMMARY

Mountainview Heights 3 (G) - Russell Gardens Building Ltd.

PURCHASERS: Taiwo Adelaja ROLUGA and Adenike Basirat ROLUGA

TEL:

|                        |                         |  |  |  |
|------------------------|-------------------------|--|--|--|
| LOT / PHASE<br>374 / 4 | REG. PLAN #<br>62M-1266 | HOUSE TYPE<br>Springfield Three (5 Bedroom) Elev 2 |  |  |
|------------------------|-------------------------|--|--|--|

CABINETRY

|   |  |
|---|--|
| 1 - CABINETRY PROVISION - PROVISION FOR PLUG ON ISLAND (PLUG EXTRA ORDERED SEPARATELY)<br>26Jan22 Note: |  |
| 1 - VANITY - POWDER ROOM - UPGRADE 1<br>26Jan22 Note:   |  |
| 1 - KITCHEN - LIGHT VALANCE<br>26Jan22 Note:  |  |
| 1 - KITCHEN - CM 11 MOULDING<br>26Jan22 Note:   |  |
| 1 - KITCHEN CABINETRY - DIFFERENT COLOUR ISLAND - FLAT FEE<br>26Jan22 Note:                             |  |
| 1 - CABINETRY - KITCHEN - UPGRADE 2<br>26Jan22 Note:  |  |
| 1 - VANITY - ENSUITE - UPGRADE 1<br>26Jan22 Note:   |  |

CABINETRY ACCESSORIES

|  |            |
|--|------------|
| 1 - KITCHEN CABINETRY - BUILT-IN FRIDGE CABINET - PRICE IS EACH<br>18Feb22 Note:   | New Specs. |
| 1 - CABINETRY FEE FOR FLUSH CUTOUT ON WALL OVEN/MICROWAVE COMBO CABINET ONLY<br>18Feb22 Note:  | New Specs. |
| 1 - KITCHEN CABINETRY BASE - BANK OF DRAWERS - UPGRADE 2<br>26Jan22 Note:  |            |
| 1 - KITCHEN - SOFT CLOSING CABINETRY<br>26Jan22 Note:  |            |
| 1 - KITCHEN - BLU MOTION DRAWERS<br>26Jan22 Note:  |            |
| 6 - KITCHEN CABINETRY ACCESSORY - GLASS SHELVES - STRAIGHT<br>26Jan22 Note:  |            |
| 4 - KITCHEN CABINETRY UPPER - GLASS DOOR - BEVELED - FINISHED INTERIOR - FITS TALL UPPER CABINETS - PRICE IS PER DOOR - UPGRADE 2<br>26Jan22 Note: |            |
| BAROQUE B;L 306  |            |
| 4 - KITCHEN CABINETRY UPPER - GLASS DOOR FOR MINI UPPER - GROUP 1 GLASS - PRICE IS PER DOOR - UPGRADE 2 CABINETRY<br>26Jan22 Note:                 |            |
| BAROQUE BLK 306  |            |
| 1 - VANITY CABINETRY - RAISE VANITY TO 36" HIGH VANITY IN LIEU OF STANDARD HEIGHT - ENSUITE 3/4 BATHROOM<br>26Jan22 Note:                          |            |
| 1 - VANITY CABINETRY - RAISE VANITY TO 36" HIGH VANITY IN LIEU OF STANDARD HEIGHT - ENSUITE 2/5 BATHROOM<br>26Jan22 Note:                          |            |

CONSTRUCTION SUMMARY

Mountainview Heights 3 (G) - Russell Gardens Building Ltd.

PURCHASERS: Taiwo Adelaja ROLUGA and Adenike Basirat ROLUGA

TEL:

| LOT / PHASE  | REG. PLAN # | HOUSE TYPE                           |  |  |
|--|-------------|--------------------------------------|--|--|
| 374 / 4  | 62M-1266    | Springfield Three (5 Bedroom) Elev 2 |  |  |
| 1 - KITCHEN CABINETRY BASE - POT/PAN DRAWERS (CABINET) - UPGRADE 2<br>26Jan22 Note:  |             |                                      |  |  |
| 1 - VANITY CABINETRY - RAISE VANITY TO 36" HIGH VANITY IN LIEU OF STANDARD HEIGHT - MASTER ENSUITE BATHROOM<br>26Jan22 Note:           |             |                                      |  |  |
| 1 - VANITY CABINETRY - RAISE VANITY TO 36" HIGH VANITY IN LIEU OF STANDARD HEIGHT - POWDER ROOM<br>26Jan22 Note:                       |             |                                      |  |  |
| 1 - KITCHEN HOOD CABINETS - CONTEMPORARY WOOD HOOD – UPGRADE 2<br>26Jan22 Note: PURCHASER TO SUPPLY AND INSTALL HOOD FAN AFTER CLOSING |             |                                      |  |  |
| 1 - KITCHEN CABINETRY – MINI STACKED UPPER CABINETS – UPGRADE 2 CABINETRY<br>26Jan22 Note:   |             |                                      |  |  |
| 1 - KITCHEN CABINETRY BASE - PULLOUT RECYCLE 4 BIN - PRICE IS EACH<br>26Jan22 Note:  |             |                                      |  |  |
| 1 - PANTRY UNIT UPGRADE - TO GO FROM 300MM TO 600MM DEEP - PRICE IS PER FOOT - UPGRADE 2<br>26Jan22 Note:                              |             |                                      |  |  |
| 1 - KITCHEN CABINETRY UPPER - FULL DEPTH ABOVE FRIDGE - WITH GABLES - 600MM - PRICE IS EACH - UPGRADE 2<br>26Jan22 Note:               |             |                                      |  |  |
| 1 - KITCHEN CABINETRY - BUILT-IN MICROWAVE/OVEN COMBO - UPGRADE 2<br>26Jan22 Note:   |             |                                      |  |  |
| 1 - KITCHEN CABINETRY BASE - COOKTOP CABINET WITH POT DRAWERS (2 DRAWERS) - UPGRADE 2<br>26Jan22 Note:                                 |             |                                      |  |  |
| 1 - KITCHEN - ISLAND - CREATE OPENING FOR FUTURE WINE FRIDGE<br>26Jan22 Note:  |             |                                      |  |  |



New Specs

New Specs

CERAMIC TILE

|  |  |  |  |  |
|--|--|--|--|--|
| 1 - DELETE ALL CERAMIC BATHROOM ACCESSORIES - DELETE TOWEL BAR, PAPER HOLDER & SOAP DISH THROUGHOUT<br>26Jan22 Note: |  |  |  |  |
| 1 - TILE - UPGRADE 4 FLOOR TILE - - POWDER ROOM<br>26Jan22 Note:   |  |  |  |  |
| 1 - TILE - UPGRADE 4 FLOOR TILE - - MUD ROOM<br>26Jan22 Note:  |  |  |  |  |
| 1 - TILE - UPGRADE 4 FLOOR TILE - - KITCHEN<br>26Jan22 Note:   |  |  |  |  |
| 1 - TILE - UPGRADE 4 FLOOR TILE - - FOYER<br>26Jan22 Note:   |  |  |  |  |
| 1 - TILE - UPGRADE 4 WALL TILE - - ENSUITE BATHROOM - SHOWER WALLS<br>26Jan22 Note:                                  |  |  |  |  |
| 1 - TILE - UPGRADE 4 FLOOR TILE - - ENSUITE BATHROOM - FLOOR<br>26Jan22 Note:  |  |  |  |  |

T24IR905SP  
24-INCH BUILT-IN FRESH FOOD COLUMN  
FREEDOM® COLLECTION, PANEL-READY



FEATURES & BENEFITS

- Full Stainless Steel Inner Liner
- Freedom® Hinge enables true flush design
- Auto Door Opening provides the opening of the door with just a slight push or pull
- ThermaFresh System, Humidity and Temperature controlled drawers
- SoftClose® Drawers for easy and controlled storage
- Sleek clean design for the perfect symmetry when paired with additional columns
- TFT control panel managing all your columns functions

| TEMPERATURE RANGES            |                                      |
|-------------------------------|--------------------------------------|
| Refrigerator                  | 36°F (2°C) to 46°F (8°C)             |
| Temperature Controlled Drawer | 30°F (-1°C) to 38°F (3°C)            |
| SuperCool                     | 36°F (2°C) for approximately 6 hours |
| Energy Saving (Economy) Mode  | 43°F (6°C)                           |

| GENERAL PROPERTIES                               |                                   |
|--|-----------------------------------|
| Home Connect™ (Wi-Fi Enabled)                    | Yes                               |
| Panel Ready                                      | Yes                               |
| Reversible Door Swing                            | Yes                               |
| SoftClose® Door                                  | Yes*                              |
| SoftClose® Drawers                               | Yes                               |
| Carbon Air Filter                                | Yes                               |
| Lighting   | LED Sidewall and Theater Lighting |
| Refrigerator Shelves                             | 4                                 |
| Adjustable Shelves                               | 3                                 |
| Shelf Material                                   | Glass w/Aluminum Profile          |
| Full Extension Drawers @ 115° Door Opening Angle | Yes                               |
| Full Extension Drawers @ 90° Door Opening Angle  | Yes                               |
| General Use Drawer                               | 1                                 |
| Humidity Managed Drawer                          | 1                                 |
| Temperature Controlled Drawer                    | 1                                 |
| Door Bins  | 3                                 |
| Gallon Door Bins                                 | 1                                 |
| Door Open Alarm                                  | Yes                               |
| Open Door Assist                                 | Yes                               |
| Special Modes                                    | Sabbath, Economy, Vacation        |

| CAPACITY                 |              |
|--------------------------|--------------|
| Total Capacity (cu. ft.) | 13.0 cu. ft. |

| PERFORMANCE                              |     |
|--|-----|
| Dedicated Evaporator & Compressor System | Yes |
| Freeflow® Cold Air System                | Yes |
| SuperCool                                | Yes |

| TECHNICAL DETAILS       |              |
|-------------------------|--------------|
| Watts (W)               | 350 W        |
| Current (A)             | 15 A         |
| Volts (V)               | 110-120 V    |
| Frequency (Hz)          | 60 Hz        |
| Power Cord Length (in.) | 118          |
| Plug Type               | 120V-3 Prong |

| DIMENSIONS & WEIGHT                    |                            |
|--|----------------------------|
| Appliance Dimensions (H x W x D) (in.) | 83 3/4"*** x 23 3/4" x 24" |
| Required Cutout Size (H x W x D) (in.) | 84" x 24" x 25"            |
| Net / Gross Weight (lbs)               | 330 / 352 lbs              |

| EFFICIENCY                |         |
|---------------------------|---------|
| ENERGY STAR® Qualified    | Yes     |
| Annual Energy Consumption | 254 kWh |

\*To verify if you have a refrigeration unit with Soft-Close capability please contact our customer team by calling 1-800-735-4328.  
\*\*Height adjustable + / - 1/2" (+ / - 13 mm)

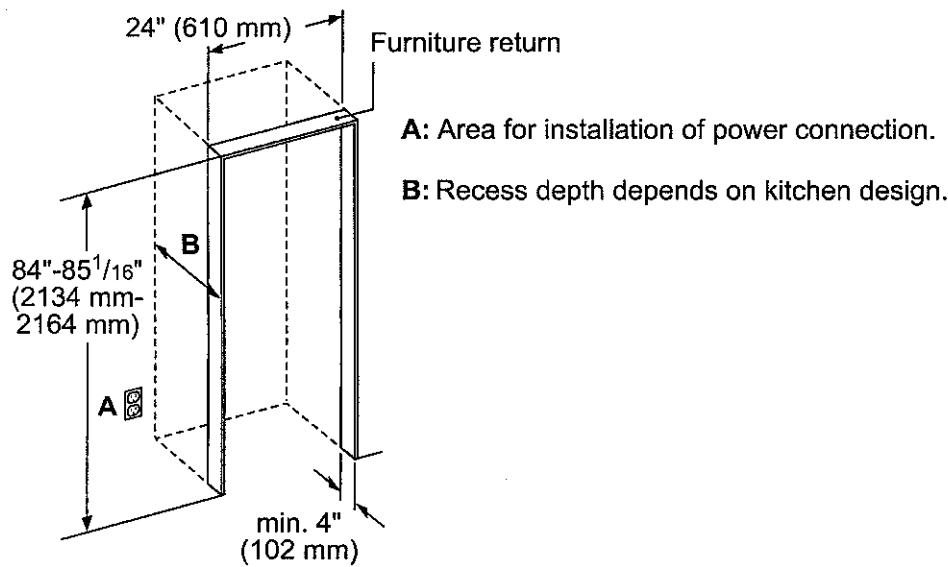
T24IR905SP  
24-INCH BUILT-IN FRESH FOOD COLUMN  
FREEDOM® COLLECTION, PANEL-READY



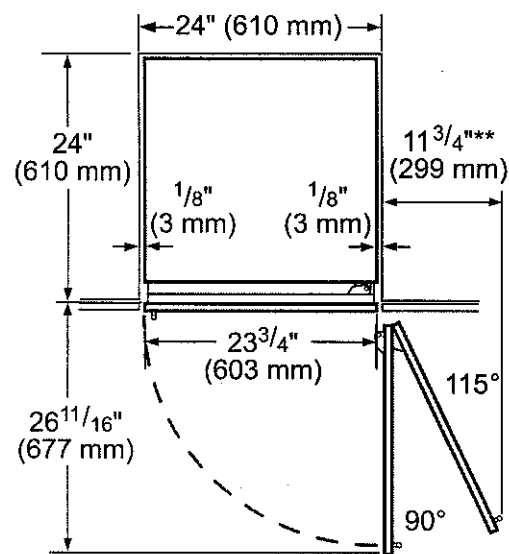
| WARRANTY  |                  |
|---|------------------|
| Limited, Entire Appliance, Parts and Labor on Any Part of the Refrigerator that Fails Because of a Manufacturing Defect | 2 Year           |
| Limited Warranty for Sealed Refrigeration System*; Parts and Labor  | 3rd to 6th Year  |
| Limited Warranty for Sealed Refrigeration System*; Parts Only   | 7th to 12th Year |
| Limited Warranty for Stainless Steel Rust-Through   | Lifetime         |

\*Sealed refrigeration system includes compressor, evaporator, condenser, dryer / strainer and connection tubing

CUTOUT DIMENSIONS

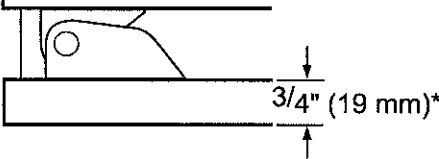


TOP VIEW CLEARANCE



\*\* Door handle must be added to this dimension

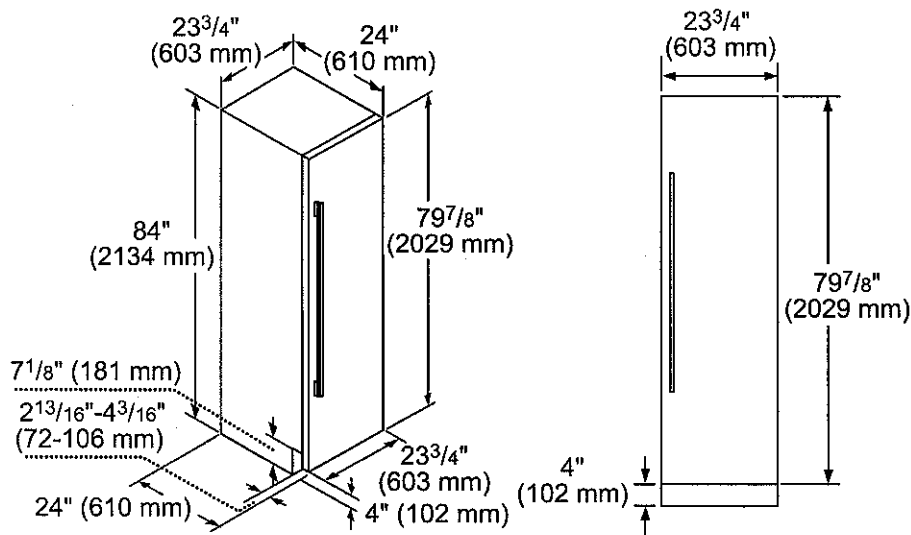
\* Depends on the thickness of the furniture door. 3/4" (19 mm) is relevant for the stainless steel door. (special Accessory).



**T24IR905SP**  
**24-INCH BUILT-IN FRESH FOOD COLUMN**  
FREEDOM® COLLECTION, PANEL-READY



PRODUCT AND PANEL DIMENSIONS



ACCESSORIES (OPTIONAL)

FLAT STAINLESS STEEL DOOR PANELS

24-Inch Flat Stainless Steel Door Panel



**TFL24IR800**  
For use with Handle  
**TFL24IR905**  
Handleless

**NOTE:** Handleless Panels should not be installed on units without the Soft-Close capability. If you are uncertain if you have a refrigeration unit with Soft-Close capability please contact our customer team by calling 1-800-735-4328.

HANDLES

Choose between two options:



**PR36HNDL20**  
36-Inch Professional Series Handle

or

**MS36HNDL20**  
36-Inch Masterpiece® Series Handle

STORAGE



**SPRODBIN10**  
Small Produce Bin



**LPRODBIN10**  
Large Produce Bin



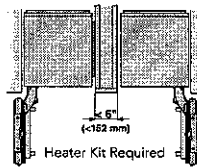
**24PRODRAIL**  
24-Inch Produce Railing



**24HFGALBIN**  
24-Inch Half Gallon Bin

FRAMEKIT10

**Freedom® Frame Kit**  
For any custom column installation in 24-inch deep cutouts. With two metal side trims whose placement between the interior cutout wall and the appliance helps overcome the challenge of unfinished cabinet returns.



**HEATRKIT20 - 13W @ 120V**



**Freedom® Heater Kit**  
When two appliances are installed side-by-side a sealing kit must be used. For combinations that involve a freezer column, this kit is included. For all other (non-traditional, i.e. two wine columns, two bottom freezers, etc.) side-by-side combinations or instances where any appliances are installed less than 6-inches (152 mm) apart from one another but not connected side-by-side, purchase this kit. This kit is recommended for use with any installation in areas that are subject to humidity, or located next to an outside wall.

These warranties give you specific legal rights and you may have other rights that vary from state to state. Limited warranty from date of purchase. For complete warranty details, refer to your Use & Care manual, or ask your dealer.

Specifications are for planning purposes only. Refer to installation instructions and consult your countertop supplier prior to making counter opening. Consult with a heating and ventilation engineer for your specific ventilation requirements. For the most detailed information, refer to installation instructions accompanying product or write to Thermador indicating the model number. Specifications are correct at time of printing. Thermador reserves the right to change product specifications or design without notice. Some models are certified for use in Canada. Thermador is not responsible for products that are transported from the U.S. for use in Canada.

1 800 735 4328 | USA THERMADOR.COM | CANADA THERMADOR.CA | ©2020 BSH HOME APPLIANCES CORPORATION. ALL RIGHTS RESERVED.

T18ID905LP  
18-INCH BUILT-IN FREEZER COLUMN WITH  
ICE & WATER DISPENSER  
FREEDOM® COLLECTION, PANEL-READY, LEFT-HAND DOOR SWING



Also Available In:  
T18ID905RP – Right-Hand Door Swing

FEATURES & BENEFITS

- Full Stainless Steel Inner Liner
- Freedom® Hinge enables true flush design
- Auto Door Opening provides the opening of the door with just a slight push or pull
- Energy Efficient Diamond Ice made with twist tray technology
- Smooth Filtered Lighting for clear and easy viewing of all product
- SoftClose® Drawers for easy and controlled storage
- Sleek clean design for the perfect symmetry when paired with additional columns
- TFT control panel managing all your columns functions

TEMPERATURE RANGES

|                              |  |
|------------------------------|--|
| Freezer                      | -11°F (-24°C) to 7°F (-14°C)             |
| SuperFreeze®                 | -22°F (-30°C) for approximately 52 hours |
| Energy Saving (Economy) Mode | 3°F (-16°C)                              |

GENERAL PROPERTIES

|  |                                   |
|--|-----------------------------------|
| Home Connect™ (Wi-Fi Enabled)                    | Yes                               |
| Panel Ready                                      | Yes                               |
| Reversible Door Swing                            | No                                |
| SoftClose® Door                                  | Yes*                              |
| SoftClose® Drawers                               | Yes                               |
| Lighting   | LED Sidewall and Theater Lighting |
| Freezer Shelves                                  | 4                                 |
| Adjustable Shelves                               | 2                                 |
| Shelf Material                                   | Glass w/Aluminum Profile          |
| Full Extension Drawers @ 115° Door Opening Angle | Yes                               |
| General Use Drawer                               | 2                                 |
| Door Bins  | 0                                 |
| External LED Proximity Sensor                    | Yes                               |
| Oversized Dispenser Opening                      | Yes                               |
| Chilled Water, Crushed and Cubed Ice             | Yes                               |
| Rapid Water Replenishment System                 | Yes                               |
| Ice Maker with Diamond Ice System                | Yes                               |
| Door Open Alarm                                  | Yes                               |
| Open Door Assist                                 | Yes                               |
| Special Modes                                    | Sabbath, Economy, Vacation        |

CAPACITY

|                          |             |
|--------------------------|-------------|
| Total Capacity (cu. ft.) | 7.8 cu. ft. |
|--------------------------|-------------|

PERFORMANCE

|  |            |
|--|------------|
| Dedicated Evaporator & Compressor System | Yes        |
| SuperFreeze®                             | Yes        |
| Defrost Process                          | Frost-Free |

TECHNICAL DETAILS

|                         |              |
|-------------------------|--------------|
| Watts (W)               | 350 W        |
| Current (A)             | 15 A         |
| Volts (V)               | 110-120 V    |
| Frequency (Hz)          | 60 Hz        |
| Power Cord Length (in.) | 118          |
| Plug Type               | 120V-3 Prong |

DIMENSIONS & WEIGHT

|  |                         |
|--|-------------------------|
| Appliance Dimensions (H x W x D) (in.) | 83 3/4" x 17 3/4" x 24" |
| Required Cutout Size (H x W x D) (in.) | 84" x 18" x 25"         |
| Net / Gross Weight (lbs)               | 289 / 319 lbs           |

EFFICIENCY

|                           |         |
|---------------------------|---------|
| ENERGY STAR® Qualified    | Yes     |
| Annual Energy Consumption | 428 kWh |

\*To verify if you have a refrigeration unit with Soft-Close capability please contact our customer team by calling 1-800-735-4328.  
\*\*Height adjustable + / -1/2" (+ / -13 mm)

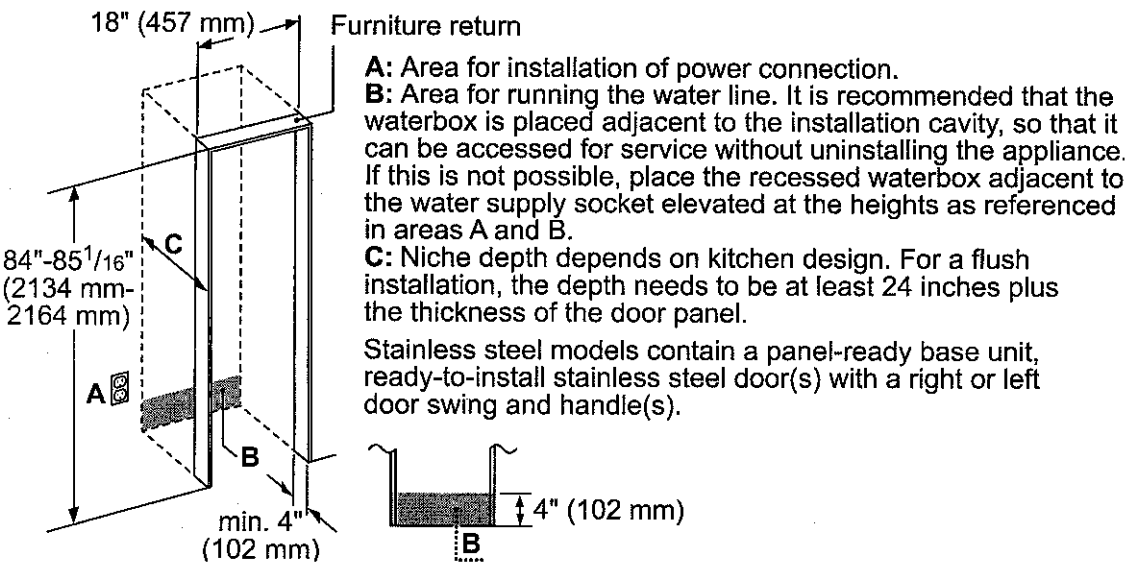
T18ID905LP  
18-INCH BUILT-IN FREEZER COLUMN WITH  
ICE & WATER DISPENSER  
FREEDOM® COLLECTION, PANEL-READY, LEFT-HAND DOOR SWING



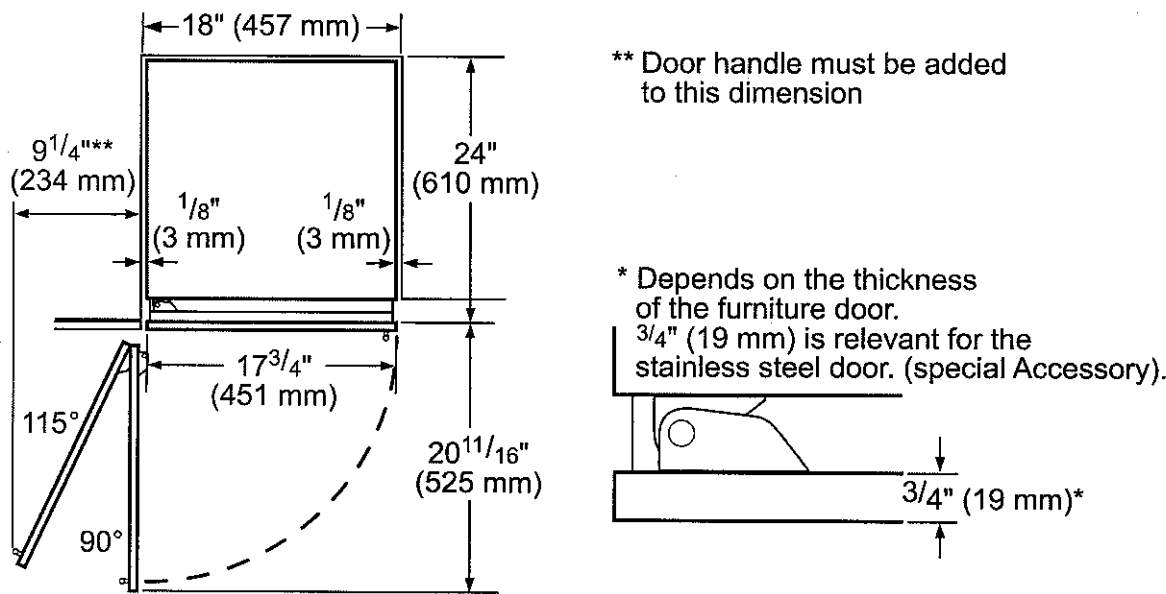
| WARRANTY  |                  |
|---|------------------|
| Limited, Entire Appliance, Parts and Labor on Any Part of the Refrigerator that Fails Because of a Manufacturing Defect | 2 Year           |
| Limited Warranty for Sealed Refrigeration System*; Parts and Labor  | 3rd to 6th Year  |
| Limited Warranty for Sealed Refrigeration System*; Parts Only   | 7th to 12th Year |
| Limited Warranty for Stainless Steel Rust-Through   | Lifetime         |

\*Sealed refrigeration system includes compressor, evaporator, condenser, dryer / strainer and connection tubing

CUTOUT DIMENSIONS



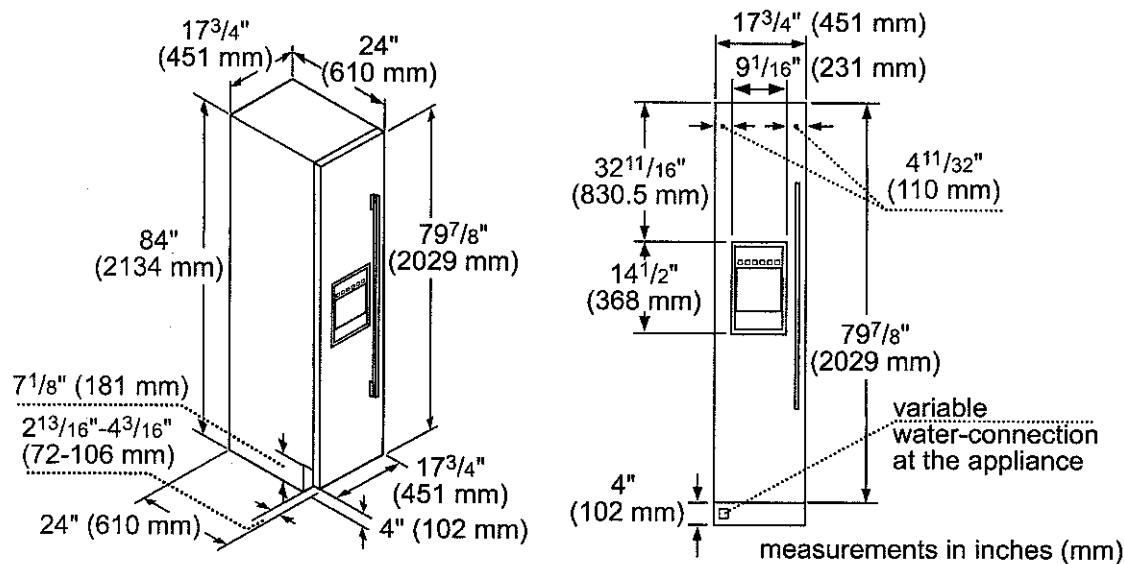
TOP VIEW CLEARANCE



T18ID905LP  
18-INCH BUILT-IN FREEZER COLUMN WITH  
ICE & WATER DISPENSER  
FREEDOM® COLLECTION, PANEL-READY, LEFT-HAND DOOR SWING



PRODUCT AND PANEL DIMENSIONS



ACCESSORIES (OPTIONAL)


FLAT STAINLESS STEEL DOOR PANELS  
18-Inch Flat Stainless Steel Door Panel With Dispenser



TFL18ID800  
For use with Handle  
TFL18ID905  
Handleless

**NOTE:** Handleless Panels should not be installed on units without the Soft-Close capability. If you are uncertain if you have a refrigeration unit with Soft-Close capability please contact our customer team by calling 1-800-735-4328.

STORAGE



ICEBUCKETL  
Large Ice Bucket

FRAMEKIT10

Freedom® Frame Kit  
For any custom column installation in 24-inch deep cutouts. With two metal side trims whose placement between the interior cutout wall and the appliance helps overcome the challenge of unfinished cabinet returns.

HANDLES

Choose between two options:

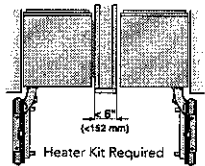


PR36HNDL20  
36-Inch Professional Series Handle

or



MS36HNDL20  
36-Inch Masterpiece® Series Handle



HEATRKIT20 - 13W @ 120V  
Freedom® Heater Kit

When two appliances are installed side-by-side a sealing kit must be used. For combinations that involve a freezer column, this sealing kit is included. For all other (non-traditional, i.e. two wine columns, two bottom freezers, etc.) side-by-side combinations or instances where any appliances are installed less than 6-inches (152 mm) apart from one another but not connected side-by-side, purchase this kit. This kit is recommended for use with any installation in areas that are subject to humidity, or located next to an outside wall.

FILTERS



REPLFLTR55  
Freedom® Water Filter  
Replacement water filter for use in all freezer and bottom freezer models


These warranties give you specific legal rights and you may have other rights that vary from state to state. Limited warranty from date of purchase. For complete warranty details, refer to your Use & Care manual, or ask your dealer.

Specifications are for planning purposes only. Refer to installation instructions and consult your countertop supplier prior to making counter opening. Consult with a heating and ventilation engineer for your specific ventilation requirements. For the most detailed information, refer to installation instructions accompanying product or write to Thermador indicating the model number. Specifications are correct at time of printing. Thermador reserves the right to change product specifications or design without notice. Some models are certified for use in Canada. Thermador is not responsible for products that are transported from the U.S. for use in Canada.

1 800 735 4328 | USA THERMADOR.COM | CANADA THERMADOR.CA | ©2020 BSH HOME APPLIANCES CORPORATION. ALL RIGHTS RESERVED.



PODMC301W  
30-INCH DOUBLE COMBINATION BUILT-IN OVEN  
WITH SPEED OVEN  
PROFESSIONAL SERIES



FEATURES & BENEFITS

- Specially crafted gray glass on stainless steel for a luxurious look and finish
- Designed for flexibility – standard or flush installation into kitchen cabinets
- Speed oven with microwave capability can broil and convection bake
- Large commercial style rotisserie with 12 pound capacity
- Multi-point Meat Probe to better capture temperature in roast and poultry

ACCESSORIES (INCLUDED)

Upper Cavity: Metal Turntable, Rack, Ceramic Tray; Lower Cavity: 3 Telescopic Racks, Multi-point Meat Probe, Max Broil Pan, Rotisserie

WARRANTY

|                                  |        |
|----------------------------------|--------|
| Limited Warranty Parts and Labor | 2 Year |
|----------------------------------|--------|

GENERAL PROPERTIES

|   |              |                           |
|---|--------------|---------------------------|
| Heating Modes – Upper Cavity  |              |                           |
| 36 CookSmart™ Auto Programs (including True Convection, Speed Convection, Broil, Convection Broil, Heating Programs, Keep Warm) and Microwave Programs  |              |                           |
| Heating Modes – Lower Cavity  |              |                           |
| (16) Bake, Broil, Max Broil, Roast, Convection Bake, Convection Broil, Max Convection Broil, Convection Roast, Proof, Warm, Pizza, True Convection, Dehydrate, Speed Convection, Slow Roast, Rotisserie |              |                           |
| Sabbath   |              | Yes                       |
| Cleaning Type – Lower Cavity  |              | Easy Clean and Self Clean |
| Telescopic Rack(s)  |              | 3                         |
| Illumination Type   | Upper Cavity | LED                       |
|   | Lower Cavity | Halogen                   |
| Interior Lights   | Upper Cavity | 1                         |
|   | Lower Cavity | 2                         |
| Home Connect (Wi-Fi Enabled)  |              | Yes, Lower Oven Only      |

OVEN PERFORMANCE

|                      |              |                       |
|----------------------|--------------|-----------------------|
| Microwave Power      |              | 1,000 W               |
| Bake / Broil Element | Upper Cavity | 600 W / 1,750 W       |
|                      | Lower Cavity | 2,400 / 1,000/3,800 W |
| Convection Element   | Upper Cavity | 1,700 W               |
|                      | Lower Cavity | 2,000 W               |

TECHNICAL DETAILS

|                  |  |                           |
|------------------|--|---------------------------|
| Watts            |  | 10,200 W                  |
| Circuit Breaker  |  | 50 A                      |
| Volts; Frequency |  | 240 / 208 V; 60 Hz        |
| Plug Type        |  | Fixed Connection, No Plug |
| Conduit          |  | 60" 4-Wire                |
| Energy Source    |  | Electric                  |

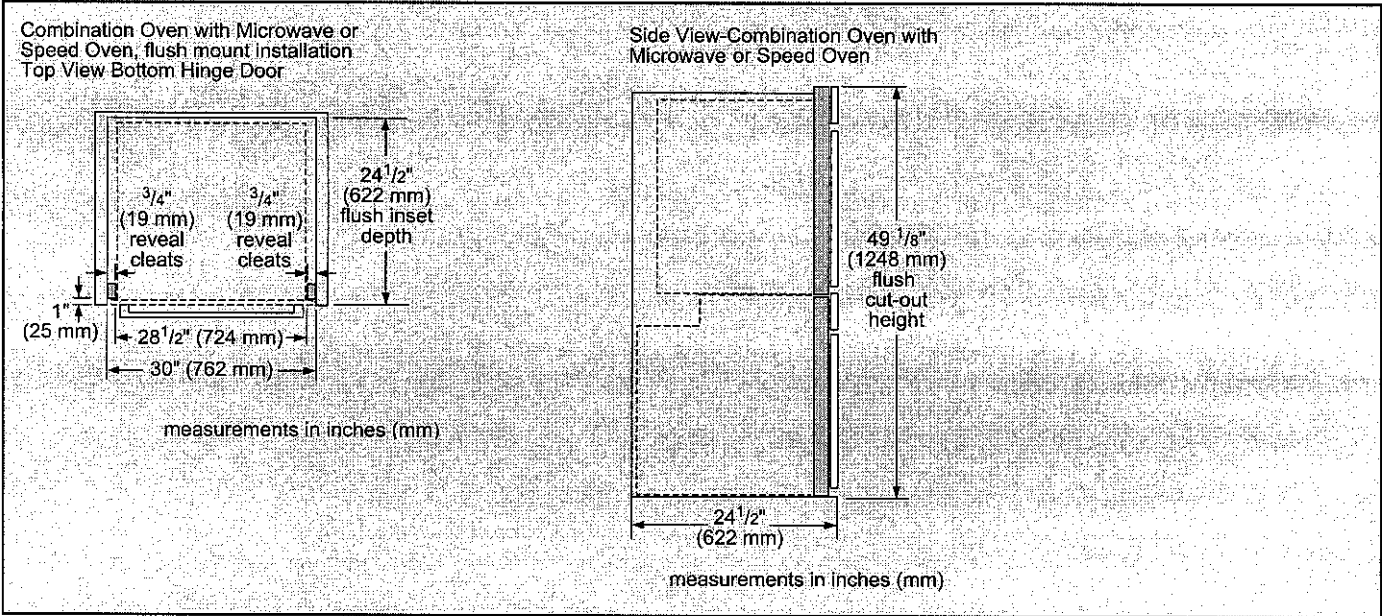
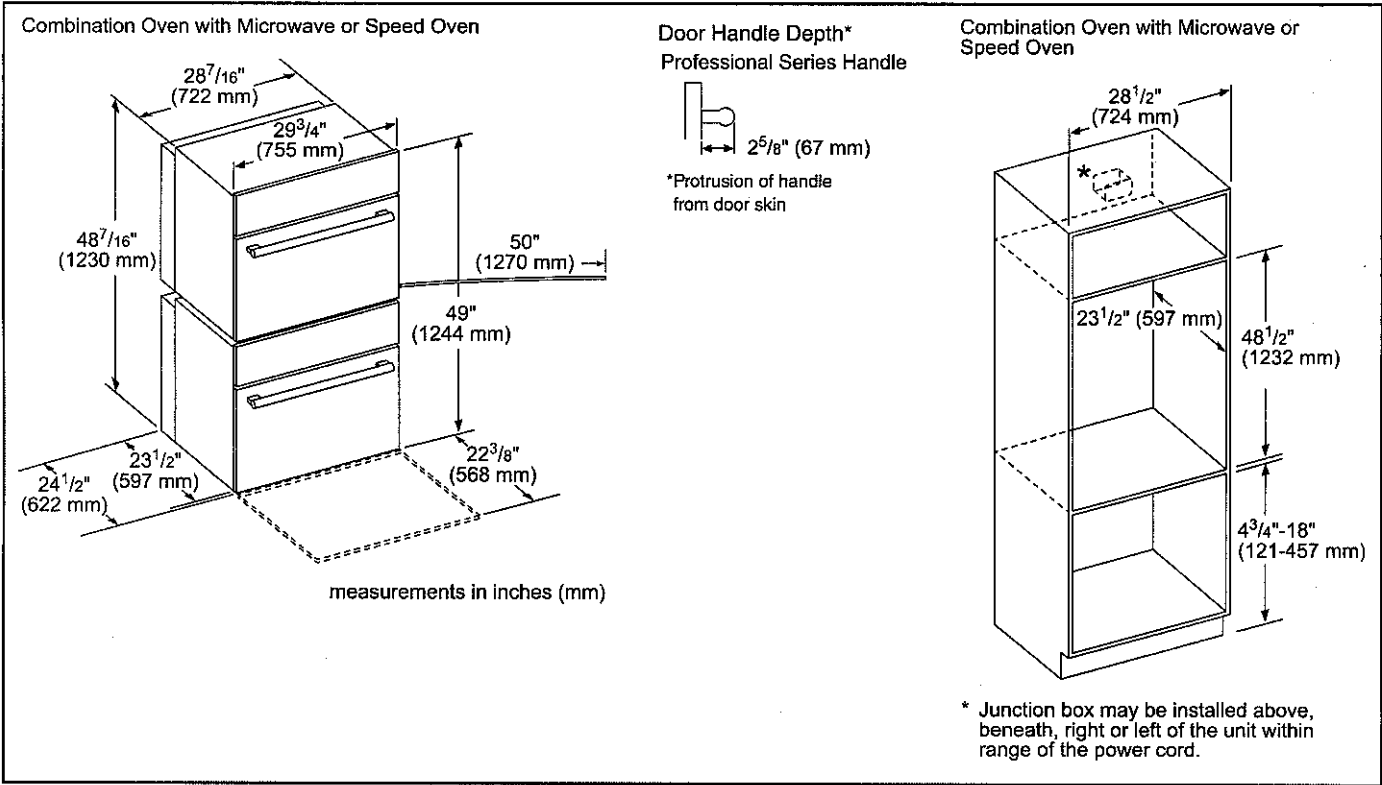
DIMENSIONS & WEIGHT

|  |  |                             |
|--|--|-----------------------------|
| Overall Appliance Dimensions (HxWxD)           |  | 49" x 29 3/4" x 24 1/2"     |
| Trim Overlaps (Top – Sides – Bottom)           |  | 1/2" – 9/16" – 0"           |
| Required Cutout Size (HxWxD) – Standard        |  | 48 1/2" x 28 1/2" x 23 1/2" |
| Required Cutout Size (HxWxD) – Flush           |  | 49 1/8" x 30" x 24 1/2"     |
| Speed Oven Capacity                            |  | 1.6 cu. ft.                 |
| Oven Capacity                                  |  | 4.5 cu. ft.                 |
| Overall Lower Oven Interior Dimensions (HxWxD) |  | 17 3/4" x 24" x 17 7/8"     |
| Usable Lower Oven Interior Dimensions (HxWxD)  |  | 13 1/2" x 21 5/8" x 16 1/4" |
| Net Weight                                     |  | 267 lbs                     |

PODMC301W  
30-INCH DOUBLE COMBINATION BUILT-IN OVEN  
WITH SPEED OVEN  
PROFESSIONAL SERIES



30-INCH DOUBLE COMBINATION OVEN WITH SPEED OVEN



PODMC301W  
30-INCH DOUBLE COMBINATION BUILT-IN OVEN  
WITH SPEED OVEN  
PROFESSIONAL SERIES



INSTALLATION DETAILS

Standard installation  
Single oven, double oven or combo oven over warming or storage drawer

\* Wall oven junction box may be located above or to the right or left of the unit within reach of the power cable.  
\*\* Electrical hook-up may be located below (depending on space) or next to the drawer within reach of the power cable.  
Minimum 3/4" (18 mm) required between cut-outs.

measurements in inches (mm)

Flush installation  
Double or combo oven over storage or warming drawer

Side view

\*IMPORTANT: Base has to be able to support the weight of the oven. Please check oven manual for minimum weight requirements.

minimum 1/2" (13 mm) required between cut-out\*

Warming drawer

\*\*For WD30W, the installed dimension may differ. This is based on 3/4" (19 mm) thick custom panel.


measurements in inches (mm)

These warranties give you specific legal rights and you may have other rights that vary from state to state. Full warranty and limited warranty from date of installation. For complete warranty details, refer to your Use & Care manual, or ask your dealer.

Specifications are for planning purposes only. Refer to installation instructions and consult your countertop supplier prior to making counter opening. Consult with a heating and ventilation engineer for your specific ventilation requirements. For the most detailed information, refer to installation instructions accompanying product or write to Thermador indicating the model number. Specifications are correct at time of printing. Thermador reserves the right to change product specifications or design without notice. Some models are certified for use in Canada. Thermador is not responsible for products that are transported from the U.S. for use in Canada.

1 800 735 4328 | USA THERMADOR.COM | CANADA THERMADOR.CA | ©2018 BSH HOME APPLIANCES CORPORATION. ALL RIGHTS RESERVED.

CIT36YWB  
36-INCH FREEDOM® INDUCTION COOKTOP  
MASTERPIECE® SERIES, DARK GRAY WITH STAINLESS STEEL FRAME



ALSO AVAILABLE:

CIT36YWBB – Dark Gray, Frameless

FEATURES & BENEFITS

- ★ - Largest 36" fully usable cooking surface on the market within it's class
- ★ - 56 inductor elements combined with pot detection automatically recognizes the size, shape and position of your cookware on the cooktop
- ★ - Wi-Fi connectivity allows the cooktop and matching hood to communicate with one another to synchronize turning on task lighting and ventilation
- ★ - Sapphire Glow® LED embedded surface lights along the sides of cooktop provide visual feedback when a pot is moved or whether a pot is heated or not
- ★ - TeppanyakiPro® function divides a teppanyaki griddle into one heated and one non-heated area

GENERAL PROPERTIES

|                               |                                 |
|-------------------------------|---------------------------------|
| Home Connect™ (Wi-Fi Enabled) | Yes                             |
| Controls                      | Full Color Touch Screen Display |

ELEMENT PERFORMANCE

|  |         |
|--|---------|
| Power of Full Surface Heating Element            | 3,500 W |
| Power of Full Surface Heating Element (In Boost) | 5,500 W |
| Burners With Booster                             | All     |

COOKWARE SIZE (UP TO 6 POTS HEATED)

|                        |                 |
|------------------------|-----------------|
| Minimum Cookware Size* | 3 1/2" x 3 1/2" |
| Maximum Cookware Size* | 13"x 21"        |

TECHNICAL DETAILS

|                     |                     |
|---------------------|---------------------|
| Watts (W)           | 7,200 W             |
| Circuit Breaker (A) | 30 A                |
| Volts (V)           | 208 / 240 V         |
| Frequency (Hz)      | 50 / 60 Hz          |
| Plug Type           | No Plug             |
| Conduit             | 39" Flexible 3-Wire |
| Energy Source       | Electric            |

DIMENSIONS & WEIGHT


|   |                            |
|---|----------------------------|
| Overall Appliance Dimensions (HxWxD) (in) | 4 1/8" x 37" x 21 1/4"     |
| Required Cutout Size (HxWxD) (in)         | 4 1/8" x 34 3/4" x 19 7/8" |
| Minimum Distance From Counter Front (in)  | 2 1/2"                     |
| Minimum Distance From Rear Wall (in)      | 2"                         |
| Net Weight (lbs)                          | 79 lbs                     |

WARRANTY


|   |        |
|---|--------|
| Limited Warranty, Entire Appliance, Parts and Labor | 2 Year |
|---|--------|

\*Cookware must have a flat bottom in order to utilize the full surface. Only use ferromagnetic cookware for induction cooking.


ACCESSORIES (OPTIONAL)




CHEFSPAN08  
10" Stainless Steel Pan




CHEFSPAN13  
16" Round Skillet




TCOOKSENSW  
Wireless Cooking Sensor




TGRILLPANX  
Non-Stick Induction Grill  
9" x 17"



TROASTERT  
Stainless Steel  
Roaster Pan  
10" x 16"



TEPPAN1016  
Griddle Style Teppanyaki  
10" x 16"



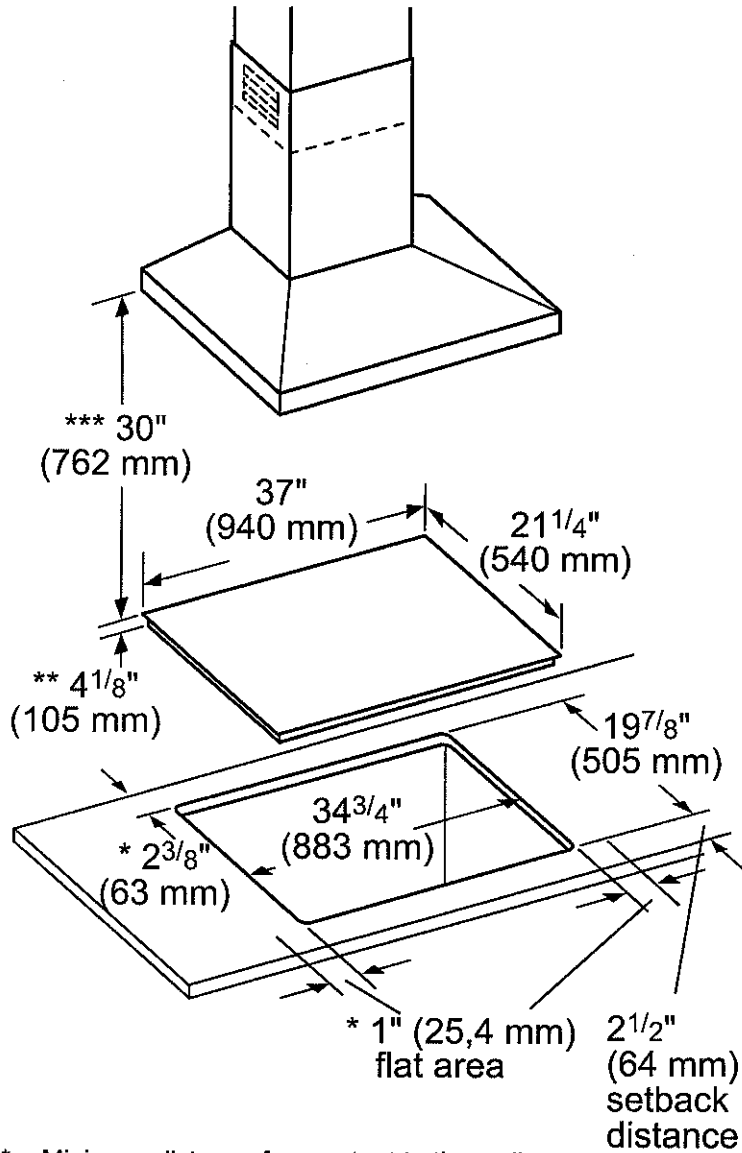
TEPPAN1321  
Griddle Style Teppanyaki  
13" x 21"

★ THERMADOR® EXCLUSIVE

**CIT36YWB**  
**36-INCH FREEDOM® INDUCTION COOKTOP**  
MASTERPIECE® SERIES, DARK GRAY WITH STAINLESS STEEL FRAME



36-INCH COOKTOP AND CUTOUT DIMENSIONS



- \* Minimum distance from cutout to the wall
  - \*\* Installed depth includes 1" (26 mm) required air gap
  - \*\*\* Minimum distance between the surface of the cooktop and the lower edge of the exhaust hood.
- measurements in inches (mm)

**NOTE:** The work surface should be horizontal and level. The stability of the countertop should be confirmed even after making the cutout.

CIT36YWB  
36-INCH FREEDOM® INDUCTION COOKTOP  
MASTERPIECE® SERIES, DARK GRAY WITH STAINLESS STEEL FRAME



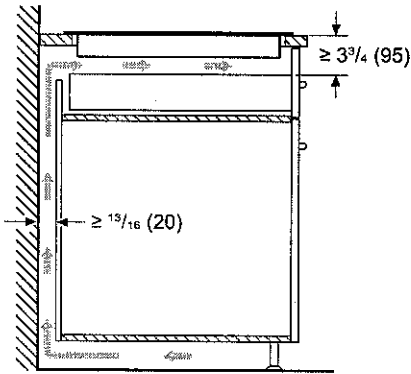
INSTALLATION ABOVE A THERMADOR WALL OVEN

|  | Product Type                                | A<br>Inches (mm) | B<br>min. Inches (mm) | C<br>max. Inches (mm) |
|--|---|------------------|-----------------------|-----------------------|
|  | Conventional Oven                           | 28 1/4 (718)     | 31 1/4 (794) min.     | 4 3/4 (121)           |
|  | Steam Oven                                  | 25 1/16 (636)    | 28 1/16 (713)         | 7 15/16 (202)         |
|  | Steam Oven with 4" Storage Drawer*          | 28 1/4 (718)     | 31 1/4 (794) min.     | 4 3/4 (121)           |
|  | Microwave / Speed Oven                      | 19 1/4 (488)     | 24 (609) min.         | 12" (306)             |
|  | Microwave / Speed Oven with Warming drawer* | 28 1/4 (718)     | 31 1/4 (794) min.     | 4 3/4 (121)           |

When installing an oven or oven with a drawer in combination with a cooktop, a minimum distance between the cabinet floor and countertop (B) is required. Reference the table for dimensions. Refer to the oven installation guide for all other measurements.

VENTILATION CLEARANCE REQUIREMENTS

Measurements in inches (mm)



These warranties give you specific legal rights and you may have other rights that vary from state to state. Full warranty and limited warranty from date of installation. For complete warranty details, refer to your Use & Care manual, or ask your dealer.

Specifications are for planning purposes only. Refer to installation instructions and consult your countertop supplier prior to making counter opening. Consult with a heating and ventilation engineer for your specific ventilation requirements. For the most detailed information, refer to installation instructions accompanying product or write to Thermador indicating the model number. Specifications are correct at time of printing. Thermador reserves the right to change product specifications or design without notice. Some models are certified for use in Canada. Thermador is not responsible for products that are transported from the U.S. for use in Canada.