

CONSTRUCTION SUMMARY				
Red Oaks - Roundel Homes Inc.				
PURCHASER: Yifei SUN			TEL: RES.: 647-217-6495	
LOT / PHASE 117 / 1	REG. PLAN # 65M-4737	HOUSE TYPE Pinetree 3 Elev 3		

CABINETRY ACCESSORIES

1 - KITCHEN CABINETRY UPPER - FULL DEPTH ABOVE FRIDGE - WITH GABLES - 600MM - PRICE IS EACH - STANDARD 15Nov22 Note:	
---	--

CONSTRUCTION

1 - SMOOTH CEILINGS ON FIRST FLOOR ONLY - DET 15Nov22 Note:	
--	--

COUNTER TOP

1 - UPGRADE COUNTER TOP VANITY - POWDER ROOM 13Mar23 Note:	
---	--

ELECTRICAL

1 - PLUG - ELECTRICAL PLUG - TO BE INSTALLED OVER FIREPLACE 15Nov22 Note:	
1 - ABOVE KITCHEN ISLAND - ADD LIGHT AND SWITCH - NO FIXTURE INCLUDED 15Nov22 Note:	

MISCELLANEOUS

1 - PURCHASER FORFITS REMAINDER OF UPGRADE BONUS AS PER OFFER 13Mar23 Note:	
--	--

PLUMBING

1 - POWDER ROOM - SINK - UNDERMOUNT SINK - CONTRAC COLLETTE #4220CIY 13Mar23 Note:	
---	--

PROMOTIONAL

1 - LESS BALANCE OF CREDIT FROM PURCHASER EXTRA SHEET IN OFFER 13Mar23 Note:	
1 - PARTIAL REDEMPTION OF PROMOTIONAL PACKAGE \$8,100.00 BALANCE (\$1,900.00) FORWARD TO BE USED AT A LATER DATE. ORIGINAL PROMOTIONAL PACKAGE OF \$10,000.00 AS PER SCHEDULE PE DATE 10/12/2022. 15Nov22 Note:	

EXTRAS AS PER OFFER

The Vendor agrees that notwithstanding any other term or provision in this Agreement included in the Purchase Price and in addition to those items detailed in Schedule GP to the Agreement of Purchase and Sale, the Purchaser is entitled to a credit of Ten Worksheet Note:	
--	--

Purchaser: Yifei SUN

Property: 117

Telephone Res. / Bus: (647) 217-6495 /

Project: Roundel Homes Inc.

Decor Advisor: Ida Viola

Model and Elevation: Pinetree 3 Elev 3

Lock Date: 15-Mar-23

13-Mar-23

Plan #: 65M-4737

Layout Changes: ☐ Yes ☒ No

Sketch Attached: ☒ Yes ☐ No

Exterior Colour Scheme:

1. Cabinetry

	Style and Colour	Hardware
Kitchen / Breakfast	CONTINENTAL 350 PLATINUM SILVER	464SA
Laundry Room	ELISSE	Standard
Powder Room	MONACO 350 PLATINUM SILVER	464SA
Master Ensuite Bathroom	MONACO 350 PLATINUM SILVER	464SA
Ensuite Bath - Bedroom 2	MONACO 350 PLATINUM SILVER	464SA
Ensuite Bath - Bedroom 3/4	MONACO 350 PLATINUM SILVER	464SA

Appliances:

Built In Appliances ☐ Yes ☒ No

Slide In Stove ☐ Yes ☒ No

Dishwasher Cabinet ☐ Closed ☒ Open

41" Upper Cabinets ☒ Yes ☐ No

Please NOTE: Standard Cabinet Height is 30"

Stove Opening

NOTE: If not specified, opening will be set to builder's standard opening of approximately 30" width

Fridge Opening

NOTE: If not specified, opening will be set to builder's standard opening of approximately 37" width x 74" height

** Refer to Construction Summary

2. Counters

	Counter	Edge
Kitchen / Breakfast	GRANITE-GRIGIO SARDO	#360 EDGE
Laundry Room	N/A	
Powder Room	QUARTZ-BIANCO PAPIRO T5N8	#360 EDGE
Master Ensuite Bathroom	LAMINATE-PALOMA POLAR 6698-46	
Ensuite Bath - Bedroom 2	LAMINATE-PALOMA POLAR 6698-46	
Ensuite Bath - Bedroom 3/4	LAMINATE-PALOMA POLAR 6698-46	

** Refer to Construction Summary

Purchaser:Yifei SUN

Telephone Res. / Bus: (647) 217-6495 /

Decor Advisor: Ida Viola

Lock Date: 15-Mar-23

Property: 117

Project: Roundel Homes Inc.

Model and Elevation: Pinetree 3 Elev 3

13-Mar-23

Plan #: 65M-4737

3. Ceramic Flooring

At a 45 Threshold-If App.

Entrance Vestibule	TILE-FORM LIGHT GREY 12X12	<input type="checkbox"/>	Metal Strip Where Applic.
Main Hall	N/A	<input type="checkbox"/>	
Kitchen / Breakfast	TILE-E.B.PETRA CENDRA 12.5X12.5	<input type="checkbox"/>	
Laundry Room	TILE-FORM LIGHT GREY 12X12	<input type="checkbox"/>	
Powder Room	TILE-FORM LIGHT GREY 12X12	<input type="checkbox"/>	
Master Ensuite Bathroom	TILE-ESSENZE NERO 13X13	<input type="checkbox"/>	
Ensuite Bath - Bedroom 2	TILE-FORM LIGHT GREY 12X12	<input type="checkbox"/>	
Ensuite Bath - Bedroom 3/4	TILE-FORM LIGHT GREY 12X12	<input type="checkbox"/>	
Mud Room	TILE-FORM LIGHT GREY 12X12	<input type="checkbox"/>	
		<input type="checkbox"/>	
		<input type="checkbox"/>	

** Refer to Construction Summary

4. Ceramic Wall Tile

Master Ensuite Bathroom	Selection	Describe
Tub Deck Wall		
Tub Deck		
Tub Deck Skirt		
Shower Stall	TILE-CONCEPT PLUS (012) LIGHT GREY 8X16	
Bathtub Enclosure Walls		
Ensuite Bath - Bedroom 2	TILE-SILVIA WHITE 8X16	
Ensuite Bath - Bedroom 3/4	TILE-SILVIA WHITE 8X16	
Mud Room		
Kitchen Backsplash	N/A	

** Refer to Construction Summary - STANDARD GROUT THROUGHOUT UNLESS SPECIFIED

5. Plumbing Fixtures

All Bathrooms

White

Whirlpool

☐ Yes ☒ No

Dishwasher Rough-In

☒ Yes ☐ No

Waterline for Fridge

☐ Yes ☒ No

** Refer to Construction Summary

6. Trim Carpentry

Interior Doors	As Per Construction Specifications
Interior Trim	As Per Construction Specifications
Door Handles	As Per Construction Specifications
Exterior Front Door Handle	As Per Construction Specifications

** Refer to Construction Summary

Initial:

YS

Purchaser: Yifei SUN

Property: 117

Telephone Res. / Bus: (647) 217-6495 /

Project: Roundel Homes Inc.

Decor Advisor: Ida Viola

Model and Elevation: Pinetree 3 Elev 3

Lock Date: 15-Mar-23

13-Mar-23

Plan #: 65M-4737

7. Outer Flooring

Main Hall	HARDWOOD-NATURAL RED OAK 3 1/4"	
Living Room	HARDWOOD-NATURAL RED OAK 3 1/4"	
Dining Room	HARDWOOD-NATURAL RED OAK 3 1/4"	
Family Room	HARDWOOD-NATURAL RED OAK 3 1/4"	
Den / Library / Study	N/A	
Basement Landing(If Applies)	N/A	
Lower Landing (If Applies)	HARDWOOD-NATURAL RED OAK 3 1/4"	
Upper Landing	HARDWOOD-NATURAL RED OAK 3 1/4"	
Upper Hall	LAMINATE-MANHATTAN RED OAK NATURAL TL 15004	
Master Bedroom	LAMINATE-MANHATTAN RED OAK NATURAL TL 15004	
Bedroom #2	LAMINATE-MANHATTAN RED OAK NATURAL TL 15004	
Bedroom #3	LAMINATE-MANHATTAN RED OAK NATURAL TL 15004	
Bedroom #4	LAMINATE-MANHATTAN RED OAK NATURAL TL 15004	
Bedroom #5	N/A	
Underpad	Type	Area
	N/A	N/A

** Refer to Construction Summary

8. Railings and Pickets

Railing Type	AS PER CONSTRUCTION SPECIFICATIONS	Complimenting Colour	NATURAL RED OAK
Picket Type	AS PER CONSTRUCTION SPECIFICATIONS	Complimenting Colour	NATURAL RED OAK
Stringer / Riser	AS PER CONSTRUCTION SPECIFICATIO	Complimenting Colour	NATURAL RED OAK
Treads	AS PER CONSTRUCTION SPECIFICATIO	Complimenting Colour	NATURAL RED OAK
Red Oak Stairs <input checked="" type="radio"/> Yes <input type="radio"/> No			


** Refer to Construction Summary THE STAIN COLOURS OR FINISH AVAILABLE ON RISERS, TREADS, PICKETS AND RAILS (STAIRCASES), WILL NOT BE AN EXACT MATCH TO PREFINISHED HARDWOOD OR LAMINATE FLOORS.

9. Wall Paint Flat Finish

Main & Upper Hall	22 WARM GREY	Master Bedroom	22 WARM GREY
Living Room	22 WARM GREY	Bedroom #2	22 WARM GREY
Dining Room	22 WARM GREY	Bedroom #3	22 WARM GREY
Kitchen / Breakfast	22 WARM GREY	Bedroom #4	22 WARM GREY
Family Room	22 WARM GREY	Bedroom #5	22 WARM GREY
Powder Room	22 WARM GREY	Master Ensuite	22 WARM GREY
Laundry Room	22 WARM GREY	Ensuite Bath - Bedroom 2	22 WARM GREY
Den/Library	22 WARM GREY	Ensuite Bath - Bedroom 3/4	22 WARM GREY
Trim & Door Paint-Semi Gloss	BIRCH WHITE		

Smooth Ceilings First Floor ☒ Yes ☐ No

** Refer to Construction Summary

Initial: 

Purchaser: Yifei SUN

Property: 117

Telephone Res. / Bus: (647) 217-6495 /

Project: Roundel Homes Inc.

Decor Advisor: Ida Viola

Model and Elevation: Pinetree 3 Elev 3

Lock Date: 15-Mar-23

13-Mar-23

Plan #: 65M-4737

10. Plaster Mouldings and Medallions

Entrance Vestibule	N/A		Kitchen/Breakfast	N/A	
Main Hall	N/A		Den/Library	N/A	
Living Room	N/A		Lower Landing	N/A	
Dining Room	N/A				
Family Room	N/A				

** Refer to Construction Summary

11. Fireplace

Living Room	Family Room	Other Room - Specify
Purchased As Per Plan N/A	Purchased As Per Plan N/A	Purchased As Per Plan N/A
<input type="radio"/> <input type="radio"/> <input type="radio"/>	<input type="radio"/> <input checked="" type="radio"/> <input type="radio"/>	<input type="radio"/> <input type="radio"/> <input type="radio"/>
Fireplace Type	As Per Construction Specifications	
Mantle Type	MANTLE M2-STANDARD	
Colour / Stain	AS PER CONSTRUCTION SPECIFICATIONS	
Surround	GRIGIO CARNICO	
Hearth	NO	

** Refer to Construction Summary

12. Heating and Air Conditioning

Air Conditioning	NO	Gas Provisions Stove	NO
Gas Provisions Dryer	NO	Gas Provisions Barbecue	NO

Comment

** Refer to Construction Summary

13. Electrical

Plugs and Switches	White DECOR	Above Kitchen Cabinet Light	<input type="radio"/> Yes <input checked="" type="radio"/> No
Hood Fan	AS PER CONSTRUCTION SPECIFICATIONS	Below Kitchen Cabinet Light	<input type="radio"/> Yes <input checked="" type="radio"/> No
Appliances	Built in Cooktop Built in Oven	Gas Stove	Microwave
	<input type="radio"/> Yes <input checked="" type="radio"/> No <input type="radio"/> Yes <input checked="" type="radio"/> No	<input type="radio"/> Yes <input checked="" type="radio"/> No	<input type="radio"/> Yes <input checked="" type="radio"/> No
Dishwasher Rough-in	Yes		

** Refer to Construction Summary

14. General Comments

** Refer to Construction Summary

Disclaimers and Notes


1) Colours of all materials are as close as possible to builder's selection, but not necessarily identical due to variances in manufacturing.

2) Any extras listed above are null and void unless accompanied by a separate invoice/amendment. Said invoice must be paid in full.

3) The Purchaser agrees that this colour selection is final and that no changes will be permitted, unless required by the Vendor.

4) The Purchaser acknowledges reading and accepting document which contains other miscellaneous disclaimers.

5) In the event of a conflict between the Standard Features schedule of the Agreement of Purchase and Sale and the Interior Colour Scheme, the Interior Colour Scheme shall prevail.

Signature: 

Date: 3.15.2023

includes 38 sq.ft. of open area

Add light
over
Island.

Add Plug
Above Fireplace

Hand-drawn floor plan of the Main Level of a house. The plan includes the following rooms and features:

- Living Room:** 16'6" x 12'0", featuring a fireplace.
- Dining Room:** 10'6" x 10'6", featuring a kitchen island.
- Kitchen:** 14'0" x 10'6", featuring a sink and stove.
- Breakfast Room:** 14'0" x 9'0", featuring a table and chairs.
- Family Room:** 15'6" x 15'0", featuring a fireplace.
- Garage:** 16'11" x 11'8".
- Screened Porch:** Located at the back of the house.
- Front Porch:** Located at the front of the house.
- Side Porch:** Located on the side of the house.
- Back Porch:** Located at the back of the house.

Hand-drawn blue lines indicate a path from the front porch, through the living room, dining room, kitchen, breakfast room, family room, and into the garage. A blue arrow points to the back porch area.

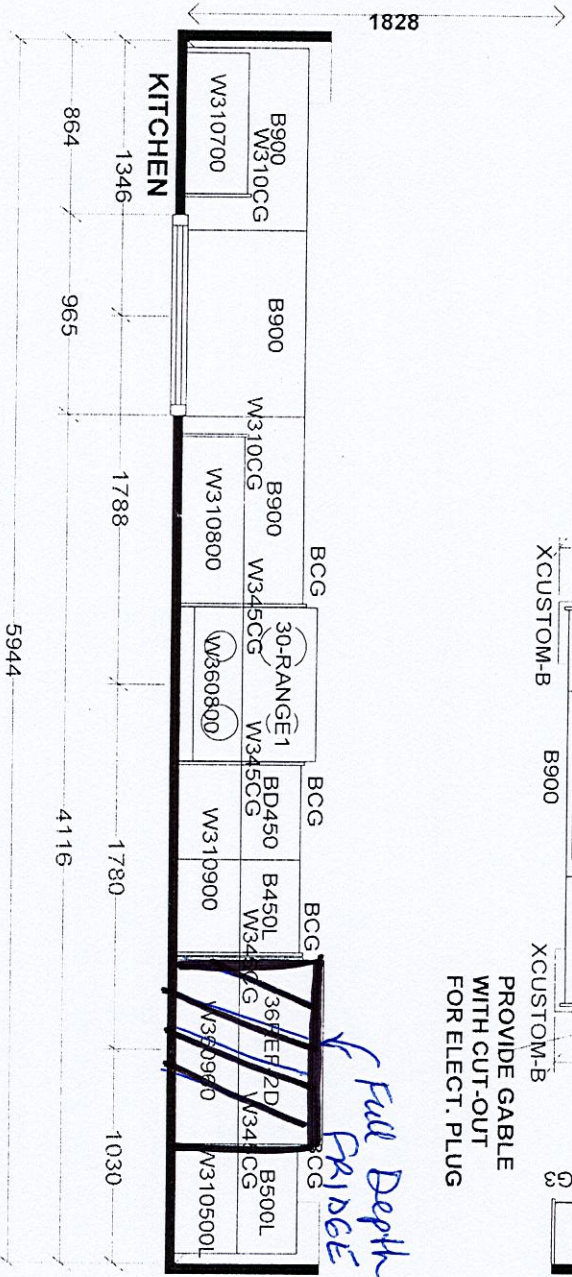
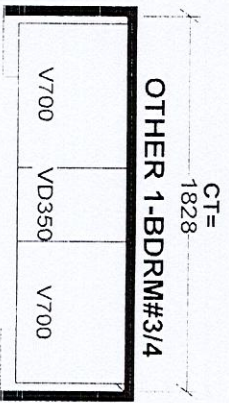
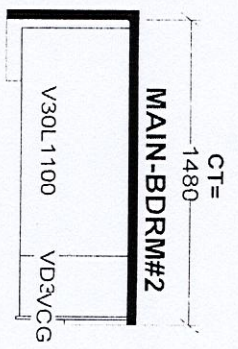
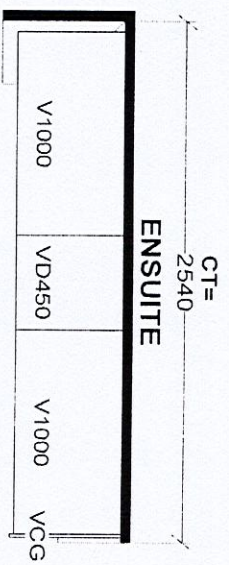
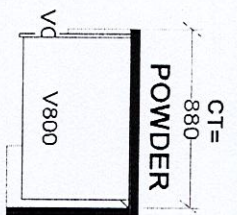
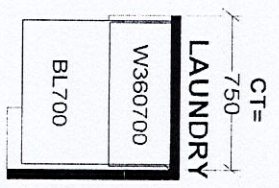
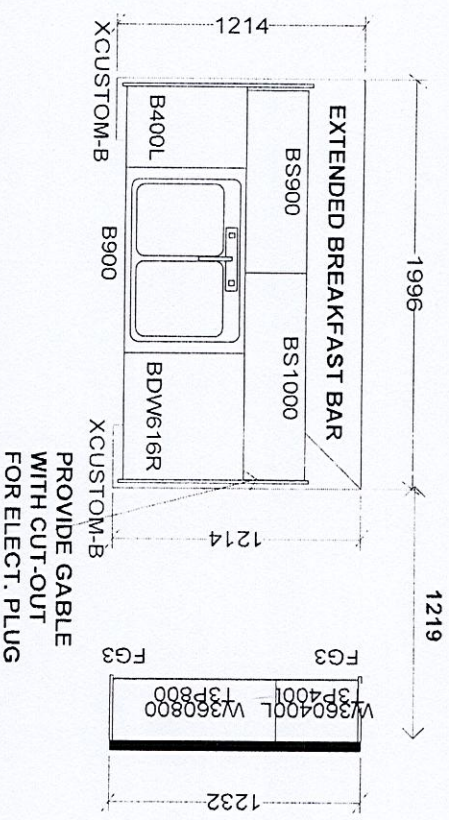
Main Level:

Lower Level

Upper Level

Orientation of home may be reversed and purchaser agrees to accept the same. Steps and porches may vary at any exterior entrance ways due to grading variance. Actual usable floor space may vary from the stated floor areas. All renderings are artist's concept. Dimensions, specifications and architectural detailing subject to modifications. Roofline and adjoining model types may vary due to siting. E. & O. E. June 2022

LOT 117 Roundel



Selba Industries

W WIDTH _____ W HGT _____ W CNT _____ JOB NUMBER: _____ J # _____

FLOOR HGT _____ DOOR HGT _____

ST CENT _____ 2X4 _____ VENT BOX COVER _____

DESIGNER: KS DATE: JUNE 7 21

LOT #:

This drawing is the intellectual property of SELBA INDUSTRIES INC. and is an original design which must not be released or copied unless applicable too has been paid for job order placed.

BUILDER: GREENPARK
SITE: ROUNDDEL, Richmond Hill
MODEL: PINETREE 3X EL 1,2,3

LOT 117