

CONSTRUCTION SUMMARY

Red Oaks - Roundel Homes Inc.

RECEIVED

MAY 18 2023

PURCHASER: Lizhong DING

TEL: RES.: 306-209-2680

LOT / PHASE 31 / 1	REG. PLAN # 65M-4737	HOUSE TYPE Pinetree 3 Elev 2		
-----------------------	-------------------------	---------------------------------	--	--

CABINETRY

1 - KITCHEN CABINETRY – STOVE UPPER – ADJUST HEIGHT OF STOVE UPPER 18” HIGH – TO ACCOMMODATE PURCHASER UNDERCABINET HOOD FAN TO BE INSTALLED BY PURCHASER AFTER CLOSING – SEE SPECS ATTACHED 16May23 Note:	
---	--

★ ★ ★ NEW

CABINETRY ACCESSORIES

1 - KITCHEN CABINETRY UPPER - FULL DEPTH ABOVE FRIDGE - WITH GABLES - 600MM - PRICE IS EACH - STANDARD 14Apr23 Note:	
---	--

CERAMIC TILE

1 - TILE - UPGRADE 2 FLOOR TILE - PRIMARY ENSUITE - FLOOR 19Apr23 Note:	
1 - TILE - UPGRADE 2 FLOOR TILE - FOYER 19Apr23 Note:	

COUNTER TOP

1 - UPGRADE COUNTER TOP - KITCHEN - IN LIEU OF STANDARD MATERIAL 19Apr23 Note:	
---	--

ELECTRICAL

1 - ABOVE KITCHEN ISLAND - ADD LIGHT AND SWITCH - NO FIXTURE INCLUDED 14Apr23 Note:	
1 - LIGHT AND SWITCH - NO FIXTURE INCLUDED - LIVING ROOM 14Apr23 Note:	
1 - PLUG - ELECTRICAL PLUG - TO BE INSTALLED OVER FIREPLACE 14Apr23 Note:	
1 - PLUG - ELECTRICAL PLUG WITH GFI AND SWITCH - FOR FESTIVE LIGHTING 14Apr23 Note:	
1 - ELECTRIC VEHICLE ROUGH-IN PROVISION ONLY FOR FUTURE ELECTRIC CAR (CONDUIT FROM BASEMENT INTO JUNCTION BOX IN GARAGE WITH PULL STRING, NO WIRE) 14Apr23 Note:	

FIREPLACE AND ACCESSORIES

1 - ***INSERT*** - GAS LINE ROUGH-IN FOR STOVE (INCLUDES ELECTRICAL OUTLET) - FIRST FLOOR 19Apr23 Note:	
1 - *** DELETE*** - GAS LINE ROUGH-IN FOR DRYER (INCLUDES ELECTRICAL OUTLET) - FIRST FLOOR 19Apr23 Note: AS PER PE #28450	
1 - GAS LINE ROUGH-IN FOR DRYER (INCLUDES ELECTRICAL OUTLET) - FIRST FLOOR 14Apr23 Note:	

CANCELLED

HARDWOOD FLOORING

1 - HARDWOOD - GROUP B SERIES 5 INCH - KITCHEN 19Apr23 Note:	
---	--

CONSTRUCTION SUMMARY

Red Oaks - Roundel Homes Inc.

PURCHASER: Lizhong DING

TEL: RES.: 306-209-2680

LOT / PHASE 31 / 1	REG. PLAN # 65M-4737	HOUSE TYPE Pinetree 3 Elev 2		
-----------------------	-------------------------	---------------------------------	--	--

1 - HARDWOOD - GROUP B SERIES 5 INCH - IN LIEU OF 3 1/4 INCH NATURAL RED OAK - - FIRST FLOOR IN STANDARD HARDWOOD AREAS
19Apr23 Note:

PLUMBING

1 - WATER LINE FOR FRIDGE - ROUGH-IN ONLY
14Apr23 Note:

PROMOTIONAL

1 - LESS BALANCE OF CREDIT FROM PURCHASER EXTRA SHEET IN OFFER
19Apr23 Note:

1 - PARTIAL REDEMPTION OF PROMOTIONAL PACKAGE \$4,045 BALANCE FORWARD \$5,955 TO BE USED AT A LATER DATE. ORIGINAL PROMOTIONAL PACKAGE OF \$10,000.00 AS PER SCHEDULE PE
14Apr23 Note:

STAIRS AND RAILINGS

1 - STAINED STAIRS – STANDARD STAIRCASE - PRICE IS PER SET
19Apr23 Note:

EXTRAS AS PER OFFER

The Vendor agrees that notwithstanding any other term or provision in this Agreement included in the Purchase Price and in addition to those items detailed in Schedule GP to the Agreement of Purchase and Sale, the Purchaser is entitled to a credit of Ten Worksheet Note:

This Document is Extremely Time Sensitive - Printed 16 May 23 at 11:33

Purchaser: Lizhong DING

Telephone Res. / Bus: (306) 209-2680 /

Decor Advisor: Ida Viola

Lock Date: 19-Apr-23

Property: 31

Project: Roundel Homes Inc.

Model and Elevation: Pinetree 3 Elev 2

Plan #: 65M-4737

Layout Changes: ☐ Yes ☒ No

Sketch Attached: ☒ Yes ☐ No

Exterior Colour Scheme:

1. Cabinetry

	Style and Colour	Hardware
Kitchen / Breakfast	MONACO 823 DRIFTWOOD	464SA
Laundry Room	ELISSE	Standard
Powder Room	DORAL W500	464SA
Master Ensuite Bathroom	DORAL W500	464SA
Ensuite Bath - Bedroom 2	DORAL K43 SUMMIT WHITE	464SA
Ensuite Bath - Bedroom 3/4	DORAL K43 SUMMIT WHITE	464SA

Appliances:

Built In Appliances ☐ Yes ☒ No

Slide In Stove ☐ Yes ☒ No

Dishwasher Cabinet

☐ Closed ☒ Open

41" Upper Cabinets ☒ Yes ☐ No

Please NOTE: Standard Cabinet Height is 30"

Stove Opening

STD

NOTE: If not specified, opening will be set to builder's standard opening of approximately 30" width

Fridge Opening

STD

NOTE: If not specified, opening will be set to builder's standard opening of approximately 37" width x 74" height

** Refer to Construction Summary

2. Counters

	Counter	Edge
Kitchen / Breakfast	QUARTZ-MISTRAL	#360
Laundry Room	N/A	
Powder Room	LAMINATE-PALOMA POLAR 6698-46	
Master Ensuite Bathroom	LAMINATE-WHITE CARRARA 4924-38	
Ensuite Bath - Bedroom 2	LAMINATE-FROSTY WHITE 1573-60	
Ensuite Bath - Bedroom 3/4	LAMINATE-FROSTY WHITE 1573-60	

** Refer to Construction Summary

Purchaser:

Lizhong DING

Telephone Res. / Bus:

(306) 209-2680 /

Decor Advisor:

Ida Viola

Lock Date:

19-Apr-23

Property: 31

Project: Roundel Homes Inc.

Model and Elevation: Pinetree 3 Elev 2

Plan #: 65M-4737

3. Ceramic Flooring

Entrance Vestibule

TILE-SUITE ICE 12X24

☐

At a 45 Threshold-If App.

☐

Metal Strip Where Applic.

Main Hall

HARDWOOD

☐

Kitchen / Breakfast

HARDWOOD

☐

Laundry Room

TILE-CONCRETE WHITE 13X13

☐

Powder Room

TILE-CONCRETE WHITE 13X13

☐

Master Ensuite Bathroom

TILE-IROC GREIGE 12X24

☐

Ensuite Bath - Bedroom 2

TLE-E.B. LOFT GRIS 12.5 X 12.5

☐

Ensuite Bath - Bedroom 3/4

TLE-E.B. LOFT GRIS 12.5 X 12.5

☐

Mud Room

TILE-CONCRETE WHITE 13X13

☐

☐

☐

** Refer to Construction Summary

4. Ceramic Wall Tile

Master Ensuite Bathroom

Selection

Describe

Tub Deck Wall

Tub Deck

Tub Deck Skirt

Shower Stall

TILE-CONCEPT NEVE LUCIDO 8X16

Bathtub Enclosure Walls

Ensuite Bath - Bedroom 2

TILE-EXTRA WHITE/GREY (722) 8X16

Ensuite Bath - Bedroom 3/4

TILE-EXTRA WHITE/GREY (722) 8X16

Mud Room

Kitchen Backsplash

N/A

** Refer to Construction Summary - STANDARD GROUT THROUGHOUT UNLESS SPECIFIED

5. Plumbing Fixtures

All Bathrooms

White

Whirlpool

☐ Yes ☒ No

Dishwasher Rough-In

☒ Yes ☐ No

Waterline for Fridge

☒ Yes ☐ No

** Refer to Construction Summary

6. Trim Carpentry

Interior Doors

As Per Construction Specifications

Interior Trim

As Per Construction Specifications

Door Handles

As Per Construction Specifications

Exterior Front Door Handle

As Per Construction Specifications

** Refer to Construction Summary

Purchaser: Lizhong DING

Telephone Res. / Bus: (306) 209-2680 /

Decor Advisor: Ida Viola

Lock Date: 19-Apr-23

Property: 31

Project: Roundel Homes Inc.

Model and Elevation: Pinetree 3 Elev 2

Plan #: 65M-4737

7. Other Flooring

Main Hall	HARDWOOD - MIRAGE TREASURE RED OAK CHARACTER BRUSHED 5" DURAMATT
Living Room	HARDWOOD - MIRAGE TREASURE RED OAK CHARACTER BRUSHED 5" DURAMATT
Dining Room	HARDWOOD - MIRAGE TREASURE RED OAK CHARACTER BRUSHED 5" DURAMATT
Family Room	HARDWOOD - MIRAGE TREASURE RED OAK CHARACTER BRUSHED 5" DURAMATT
Den / Library / Study	N/A
Basement Landing(If Applies)	N/A
Lower Landing (If Applies)	HARDWOOD - MIRAGE TREASURE RED OAK CHARACTER BRUSHED 5" DURAMATT
Upper Landing	HARDWOOD - MIRAGE TREASURE RED OAK CHARACTER BRUSHED 5" DURAMATT
Upper Hall	LAMINATE-LEXINGTON ROCHEFORT OAK TL LW 1317 PEFC
Master Bedroom	LAMINATE-LEXINGTON ROCHEFORT OAK TL LW 1317 PEFC
Bedroom #2	LAMINATE-LEXINGTON ROCHEFORT OAK TL LW 1317 PEFC
Bedroom #3	LAMINATE-LEXINGTON ROCHEFORT OAK TL LW 1317 PEFC
Bedroom #4	LAMINATE-LEXINGTON ROCHEFORT OAK TL LW 1317 PEFC
Bedroom #5	N/A
Kitchen	HARDWOOD - MIRAGE TREASURE RED OAK CHARACTER BRUSHED 5" DURAMATT
Underpad	TypeArea
	N/AN/A

** Refer to Construction Summary

8. Railings and Pickets

Railing Type	AS PER CONSTRUCTION SPECIFICATIONS	Complimenting Colour	MIRAGE TREASURE RED OAK
Picket Type	AS PER CONSTRUCTION SPECIFICATIONS	Complimenting Colour	MIRAGE TREASURE RED OAK
Stringer / Riser	AS PER CONSTRUCTION SPECIFICATIO	Complimenting Colour	MIRAGE TREASURE RED OAK
Treads	AS PER CONSTRUCTION SPECIFICATIO	Complimenting Colour	MIRAGE TREASURE RED OAK
Red Oak Stairs <input checked="" type="radio"/> Yes <input type="radio"/> No			

** Refer to Construction Summary THE STAIN COLOURS OR FINISH AVAILABLE ON RISERS, TREADS, PICKETS AND RAILS (STAIRCASES), WILL NOT BE AN EXACT MATCH TO PREFINISHED HARDWOOD OR LAMINATE FLOORS.

9. Wall Paint Flat Finish

Main & Upper Hall	22 WARM GREY	Master Bedroom	22 WARM GREY
Living Room	22 WARM GREY	Bedroom #2	22 WARM GREY
Dining Room	22 WARM GREY	Bedroom #3	22 WARM GREY
Kitchen / Breakfast	22 WARM GREY	Bedroom #4	22 WARM GREY
Family Room	22 WARM GREY	Bedroom #5	N/A
Powder Room	22 WARM GREY	Master Ensuite	22 WARM GREY
Laundry Room	22 WARM GREY	Ensuite Bath - Bedroom 2	22 WARM GREY
Den/Library	N/A	Ensuite Bath - Bedroom 3/4	22 WARM GREY
Trim & Door Paint-Semi Gloss	BIRCH WHITE	Mud Room	22 WARM GREY
Smooth Ceilings First Floor <input type="radio"/> Yes <input checked="" type="radio"/> No			

** Refer to Construction Summary

Initial

Purchaser: Lizhong DING

Telephone Res. / Bus: (306) 209-2680 /

Decor Advisor: Ida Viola

Lock Date: 19-Apr-23

Property: 31

Project: Roundel Homes Inc.

Model and Elevation: Pinetree 3 Elev 2

Plan #: 65M-4737

7. Outer Flooring

Main Hall	HARDWOOD - MIRAGE TREASURE RED OAK CHARACTER BRUSHED 5" DURAMATT
Living Room	HARDWOOD - MIRAGE TREASURE RED OAK CHARACTER BRUSHED 5" DURAMATT
Dining Room	HARDWOOD - MIRAGE TREASURE RED OAK CHARACTER BRUSHED 5" DURAMATT
Family Room	HARDWOOD - MIRAGE TREASURE RED OAK CHARACTER BRUSHED 5" DURAMATT
Den / Library / Study	N/A
Basement Landing(If Applies)	N/A
Lower Landing (If Applies)	HARDWOOD - MIRAGE TREASURE RED OAK CHARACTER BRUSHED 5" DURAMATT
Upper Landing	HARDWOOD - MIRAGE TREASURE RED OAK CHARACTER BRUSHED 5" DURAMATT
Upper Hall	LAMINATE-LEXINGTON ROCHEFORT OAK TL LW 1317 PEFC
Master Bedroom	LAMINATE-LEXINGTON ROCHEFORT OAK TL LW 1317 PEFC
Bedroom #2	LAMINATE-LEXINGTON ROCHEFORT OAK TL LW 1317 PEFC
Bedroom #3	LAMINATE-LEXINGTON ROCHEFORT OAK TL LW 1317 PEFC
Bedroom #4	LAMINATE-LEXINGTON ROCHEFORT OAK TL LW 1317 PEFC
Bedroom #5	N/A
Underpad	Type Area
	N/A N/A

** Refer to Construction Summary

8. Railings and Pickets

Railing Type	AS PER CONSTRUCTION SPECIFICATIONS	Complimenting Colour	MIRAGE TREASURE RED OAK
Picket Type	AS PER CONSTRUCTION SPECIFICATIONS	Complimenting Colour	MIRAGE TREASURE RED OAK
Stringer / Riser	AS PER CONSTRUCTION SPECIFICATIO	Complimenting Colour	MIRAGE TREASURE RED OAK
Treads	AS PER CONSTRUCTION SPECIFICATIO	Complimenting Colour	MIRAGE TREASURE RED OAK
Red Oak Stairs <input checked="" type="radio"/> Yes <input type="radio"/> No			

** Refer to Construction Summary THE STAIN COLOURS OR FINISH AVAILABLE ON RISERS, TREADS, PICKETS AND RAILS (STAIRCASES), WILL NOT BE AN EXACT MATCH TO PREFINISHED HARDWOOD OR LAMINATE FLOORS.

9. Wall Paint Flat Finish

Main & Upper Hall	22 WARM GREY	Master Bedroom	22 WARM GREY
Living Room	22 WARM GREY	Bedroom #2	22 WARM GREY
Dining Room	22 WARM GREY	Bedroom #3	22 WARM GREY
Kitchen / Breakfast	22 WARM GREY	Bedroom #4	22 WARM GREY
Family Room	22 WARM GREY	Bedroom #5	N/A
Powder Room	22 WARM GREY	Master Ensuite	22 WARM GREY
Laundry Room	22 WARM GREY	Ensuite Bath - Bedroom 2	22 WARM GREY
Den/Library	N/A	Ensuite Bath - Bedroom 3/4	22 WARM GREY
Trim & Door Paint-Semi Gloss	BIRCH WHITE	Mud Room	22 WARM GREY
Smooth Ceilings First Floor <input type="radio"/> Yes <input checked="" type="radio"/> No			

** Refer to Construction Summary

Purchaser:

Lizhong DING

Telephone Res. / Bus:

(306) 209-2680 /

Decor Advisor:

Ida Viola

Lock Date:

19-Apr-23

Property: 31

Project: Roundel Homes Inc.

Model and Elevation: Pinetree 3 Elev 2

Plan #:

65M-4737

10. Plaster Mouldings and Medallions

Entrance Vestibule	N/A		Kitchen/Breakfast	N/A	
Main Hall	N/A		Den/Library	N/A	
Living Room	N/A		Lower Landing	N/A	
Dining Room	N/A				
Family Room	N/A				

** Refer to Construction Summary

11. Fireplace

Living Room			Family Room			Other Room - Specify		
Purchased	As Per Plan	N/A	Purchased	As Per Plan	N/A	Purchased	As Per Plan	N/A
<input type="radio"/>	<input type="radio"/>	<input type="radio"/>	<input type="radio"/>	<input checked="" type="radio"/>	<input type="radio"/>	<input type="radio"/>	<input type="radio"/>	<input type="radio"/>
Fireplace Type			As Per Construction Specifications					
Mantle Type			MANTLE M2-STANDARD					
Colour / Stain			AS PER CONSTRUCTION SPECIFICATIONS					
Surround			BIANCO					
Hearth			NO					

** Refer to Construction Summary

12. Heating and Air Conditioning

Air Conditioning	NO	Gas Provisions Stove	YES
Gas Provisions Dryer	NO	Gas Provisions Barbecue	NO
Comment			

** Refer to Construction Summary

13. Electrical

Plugs and Switches	<input checked="" type="radio"/> White	DECOR	Above Kitchen Cabinet Light	<input type="radio"/> Yes	<input checked="" type="radio"/> No
Hood Fan	STANDARD WHITE		Below Kitchen Cabinet Light	<input type="radio"/> Yes	<input checked="" type="radio"/> No
Appliances	Built in Cooktop	Built in Oven	Gas Stove	Microwave	
	<input type="radio"/> Yes <input checked="" type="radio"/> No	<input type="radio"/> Yes <input checked="" type="radio"/> No	<input checked="" type="radio"/> Yes <input type="radio"/> No	<input type="radio"/> Yes <input checked="" type="radio"/> No	
Dishwasher Rough-in	Yes				

** Refer to Construction Summary

14. General Comments

** Refer to Construction Summary

Disclaimers and Notes


- 1) Colours of all materials are as close as possible to builder's selection, but not necessarily identical due to variances in manufacturing.

2) Any extras listed above are null and void unless accompanied by a separate invoice/amendment. Said invoice must be paid in full.

3) The Purchaser agrees that this colour selection is final and that no changes will be permitted, unless required by the Vendor.

4) The Purchaser acknowledges reading and accepting document which contains other miscellaneous disclaimers.

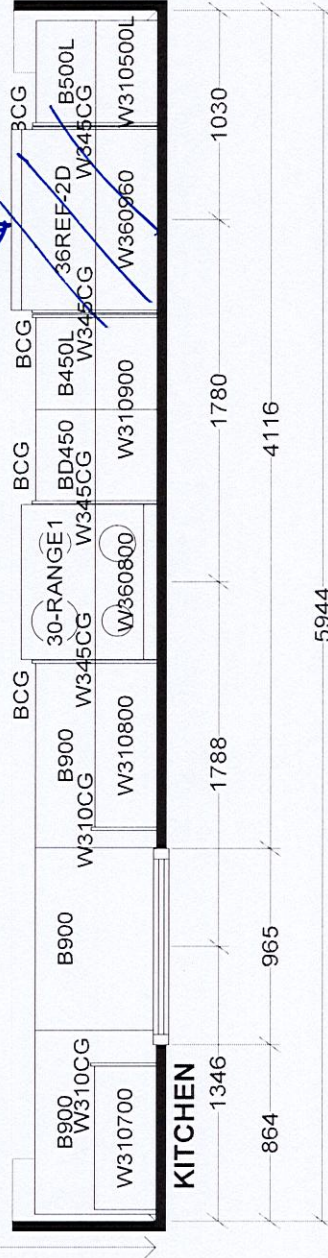
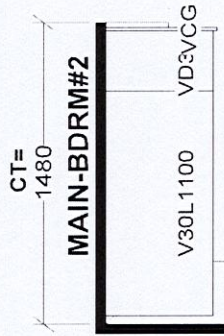
5) In the event of a conflict between the Standard Features schedule of the Agreement of Purchase and Sale and the Interior Colour Scheme, the Interior Colour Scheme shall prevail.

Signature: 

Date: 4.19, 2023

The second floor plan includes three rooms:

- LAUNDRY:** Located at the front left, measuring 750 (width) by 750 (depth). It contains a washer/dryer unit labeled W360700 and a built-in linen closet labeled BL700.
- POWDER:** Located at the back left, measuring 880 (width) by 880 (depth). It includes a vanity labeled V800 and a closet labeled VC.
- ENSUITE:** Located at the back right, measuring 2540 (width) by 2540 (depth). It features a large vanity area with two sinks labeled V1000 and VD450, and a closet labeled VCG.



Selba Industries				J #
W WIDTH	W HGHT	W CNT	JOB NUMBER: BUILDER: GREENPARK SITE: ROUNDLE, Richmond Hill MODEL: PINETREE 3X EL 1,2,3 LOT #:	
FLOOR HGHT	DOOR HGHT	This drawing is the intellectual property of SELBA INDUSTRIES INC. and is not to be original design which must not be released or copied unless applicable fee has been paid or job order placed.		
ST CNT	2X4	VENT BOX COVER	DESIGNER: KS DATE: JUNE 7 21	

JOB NUMBER:
BUILDER: GREENPARK
SITE: ROUNDEL, Richmond Hill
MODEL: PINETREE 3X EL 1,2,3
LOT #:



Lot 31 Roundel

PH30HWS
24-INCH DEPTH WALL HOOD
(30-INCH WIDTH)
PROFESSIONAL® SERIES



FEATURES & BENEFITS

- Pro Harmony® wall hoods add bold, distinct flair to your kitchen and are crafted to complete the ultimate cooking system
- 24" in depth, a perfect companion to Pro Harmony® Ranges and Rangetops
- Powerfully Quiet® system accepts integral, inline, and remote blowers
- Commercial-style baffle filters
- Beautiful illumination with multi-level, vivid LED lights

ACCESSORIES (OPTIONAL)

25 ft. Blower Connector Cable - EXTNCB25W	
EXTNCB25W - For use with the following inline and remote blowers: VTR1FZ, VTR2FZ, VT11FZ, VT12FZ	
Roofplates	
RFPLT600P - For use with 600 CFM remote blower VTR1FZ	
RFPLT1000P - For use with 1000 CFM remote blower VTR2FZ	
6" Tall Duct Cover, 30" Wide	DC306W
8' - 9' Ceiling Telescoping Duct Cover, 30" Wide	DC3089W
Built-In Remote Control Panel	
REMCPW - Ability to vertically install on cabinetry or wall to control hood in a convenient location	

GENERAL PROPERTIES

Features	
Multi-Level LED Lights with Fading Transitions, Automatic Mode, Check Filter Reminder Light, Delay Shut-Off	
Operating Mode	Ducted
Number of Speed Settings	4-Stage
Motor Location	Blower (Sold Separately)
Number Of Lights	2
Bulb Type	LED
Light Lumens	100 – 150
Light Color	3500 – 4000 °K
Total Power Of The Lamps	2.4 W
Damper Included	Yes
Grease Filter Material	Aluminum*
Grease Filter Type	Commercial Style Baffle Filter
Home Connect™ (Wi-Fi Enabled)	No

TECHNICAL DETAILS

Watts	See Chart on Page 3
Current	See Chart on Page 3
Volts	120 V
Frequency	60 HZ
Plug Type	Fixed Connection

DIMENSIONS & WEIGHT

Overall Appliance Dimensions (Width Of Canopy Included) (HxWxD)	18" x 29 15/16" x 24"
Minimum Distance Above Gas / Electric Cooking Surface	30" / 30"
Diameter of Air Duct Top	10"
Diameter of Air Duct Back	10"
Net Weight	70 lbs

ACCESSORIES (REQUIRED)

Blower (Sold Separately)

BLOWER OPTIONS

Remote Blower (Mounted to Roof or External Wall)	VTR1FZ - 600 CFM
	VTR2FZ - 1000 CFM
Inline Blower (Mounted Between Kitchen and External Wall)	VT11FZ - 600 CFM
	VT12FZ - 1000 CFM
Integrated Blower (Mounted in Hood)	VTN1DZ - 400 CFM
	VTN2FZ - 1000 CFM

WARRANTY

Limited Warranty Parts And Labor	2 Year
----------------------------------	--------

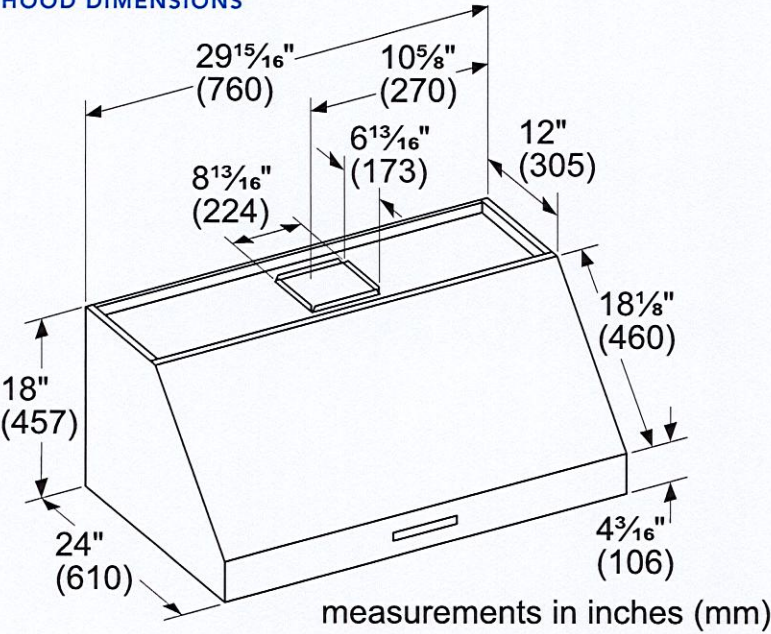
*Transition to aluminum starting in Fall 2022

Pg 1 of 5

PH30HWS
24-INCH DEPTH WALL HOOD
(30-INCH WIDTH)
PROFESSIONAL® SERIES



HOOD DIMENSIONS

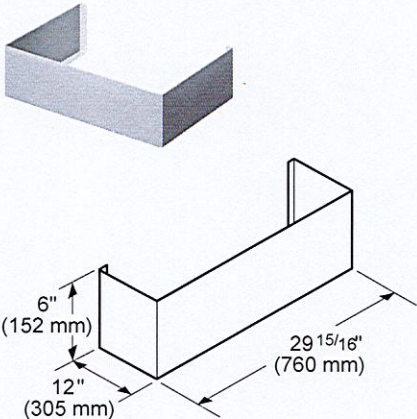


OPTIONAL ACCESSORIES

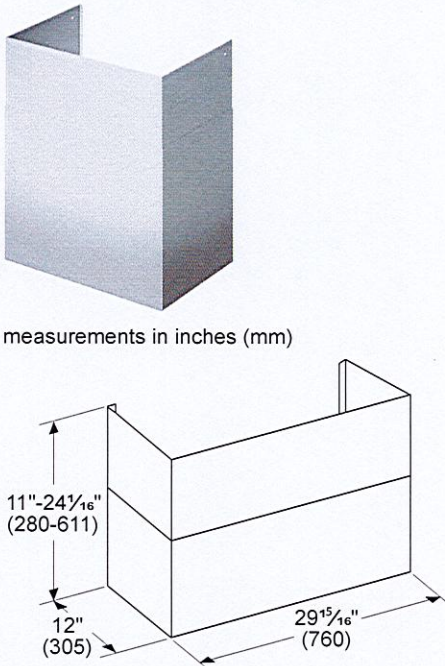
30" WIDE DUCT COVER

Stainless steel duct cover for wall hood applications

DC306W 6" TALL



DC3089W
TELESCOPING FOR 8'-9' CEILINGS



REMOTE CONTROL PANEL REMCPW



Convenience at your fingertips: The remote control accessory offers the freedom to extend your hood controls to a more reachable spot

Lot 31 Roundel

PH30HWS
24-INCH DEPTH WALL HOOD
(30-INCH WIDTH)
PROFESSIONAL® SERIES

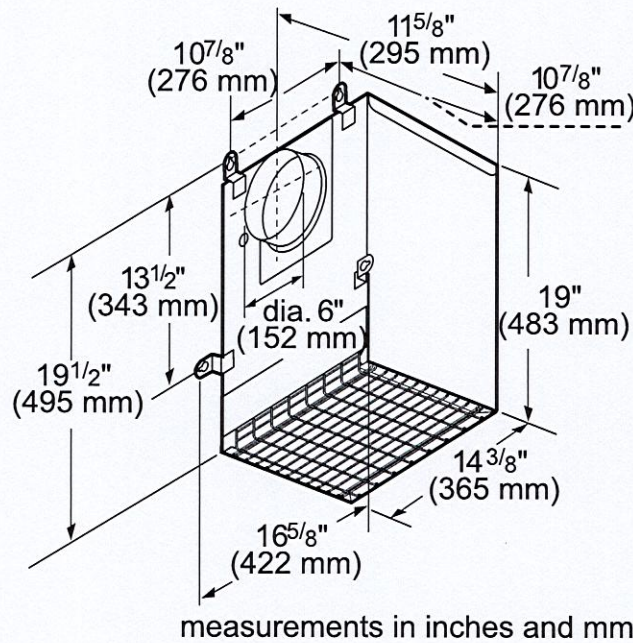


ELECTRIC LOAD (120V, 60HZ)

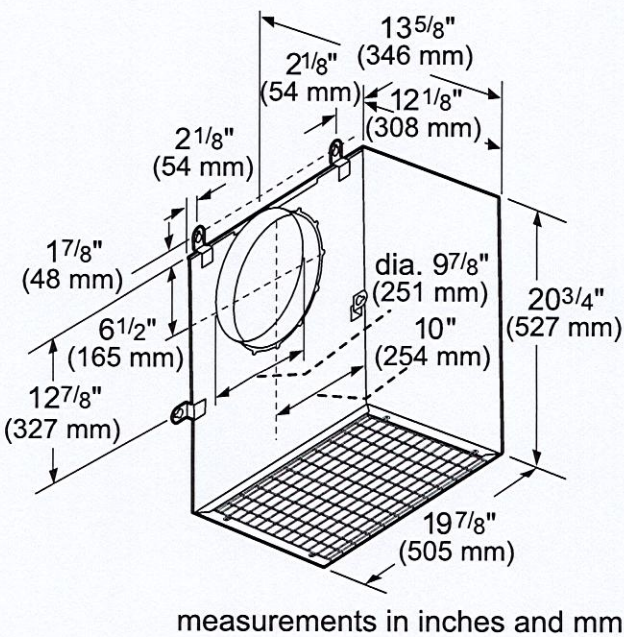
		Remote Blower		Inline Blower		Integrated Blower	
		VTR1FZ	VTR2FZ	VTI1FZ	VTI2FZ	VTN1DZ	VTN2FZ
PH30HWS	Amps	5.7	10.3	5.7	10.3	3.3	8.7
	Watts	684	1,236	684	1,236	396	1,044

REMOTE BLOWERS (MOUNTED TO ROOF OR EXTERNAL WALL)

VTR1FZ-600 CFM



VTR2FZ-1000 CFM



pg 3 of 5

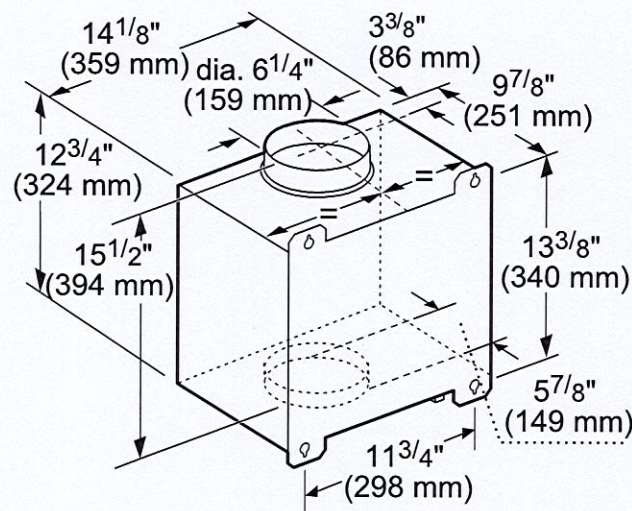
PH30HWS
24-INCH DEPTH WALL HOOD
(30-INCH WIDTH)
PROFESSIONAL® SERIES



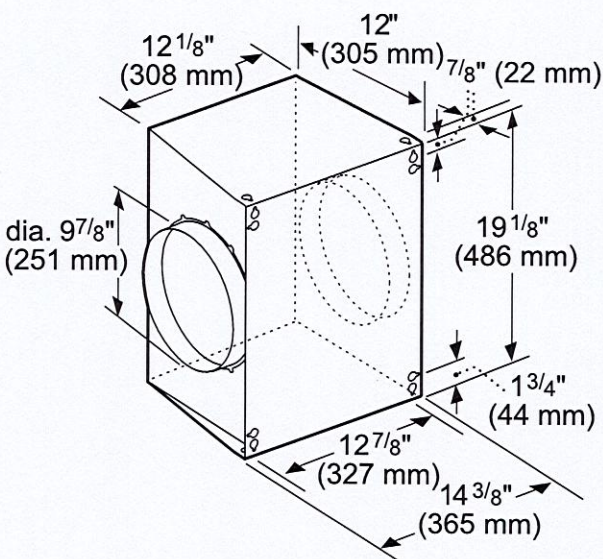
INLINE BLOWERS (MOUNTED BETWEEN KITCHEN AND EXTERNAL WALL)

VTI1FZ-600 CFM

VTI2FZ-1000 CFM



measurements in inches and mm

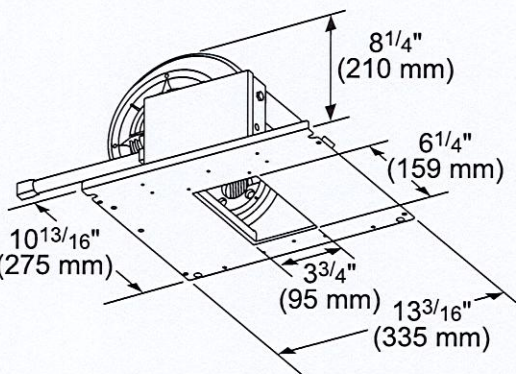


measurements in inches and mm

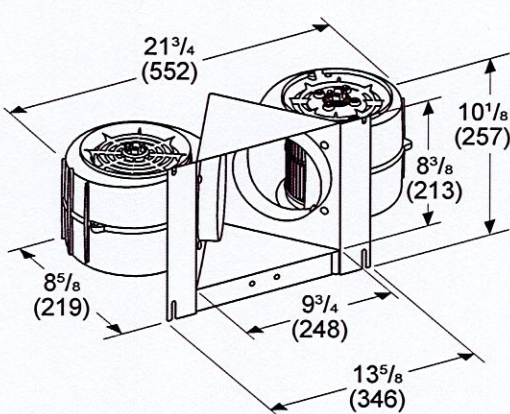
INTEGRATED BLOWERS (MOUNTED IN HOOD)

VTN1DZ-400 CFM

VTN2FZ-1000 CFM



measurements in inches (mm)



Measurements in inches (mm)

HVI PERFORMANCE VALUES (CFM & SONES)

PH30HWS WITH BLOWER VTN1DZ								
Exhaust	Pressure (in. H ₂ O)		Amps (@ 0.1 SP)		CFM		Sones	
	High Speed	Working Speed	High Speed	Working Speed	High Speed	Working Speed	High Speed	Working Speed
Horizontal	0.1	0.01	2.17	0.90	330	100	7.0	1.5
Vertical	0.1	0.029	2.19	1.21	320	170	6.5	2.0

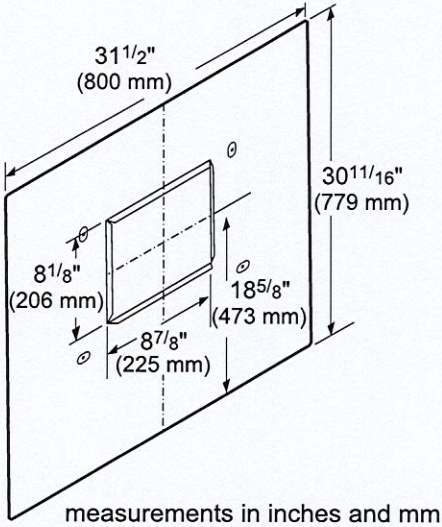
Lot 31 Randel

PH30HWS
24-INCH DEPTH WALL HOOD
(30-INCH WIDTH)
PROFESSIONAL® SERIES

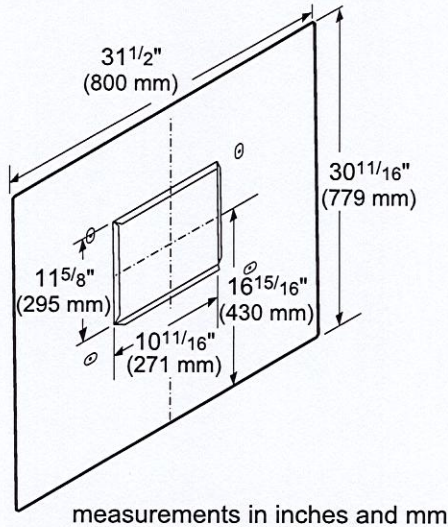


REMOTE BLOWER ACCESSORIES

ROOFPLATE-RFPLT600P



ROOFPLATE-RFPLT1000P



EXTNCB25W

For use with the following Inline and Remote Blowers: VTR1FZ, VTR2FZ, VT11FZ, VT12FZ

These warranties give you specific legal rights and you may have other rights that vary from state to state. Limited warranty from date of purchase. For complete warranty details, refer to your Use & Care manual, or ask your dealer.

Specifications are for planning purposes only. Refer to installation instructions and consult your countertop supplier prior to making counter opening. Consult with a heating and ventilation engineer for your specific ventilation requirements. For the most detailed information, refer to installation instructions accompanying product or write to Thermador indicating the model number. Specifications are correct at time of printing. Thermador reserves the right to change product specifications or design without notice. Some models are certified for use in Canada. Thermador is not responsible for products that are transported from the U.S. for use in Canada.

1 800 735 4328 | USA THERMADOR.COM | CANADA THERMADOR.CA | ©2022 BSH HOME APPLIANCES CORPORATION. ALL RIGHTS RESERVED.

Pg 5 of 5