

CONSTRUCTION SUMMARY - PARTIAL ONLY

Palmetto - Zadorra Estates Corp.

RECEIVED

APR 08 2024

PURCHASERS: Kishore Kumar SENGUTTUVAN and Vandana THANIGAIVEL

TEL: RES.: 647-549-5559

LOT NUMBER	PHASE	HOUSE TYPE	REG. PLAN #		
161	1	Villa 7 Elev 3	40M-2763		

INV#	QTY	EXTRA / CHANGE	
------	-----	----------------	--

CABINETRY

29,692 03Apr24	1 - CABINETRY - KITCHEN - UPGRADE 2 Note:
29,692 03Apr24	1 - KITCHEN - SOFT CLOSE DOORS AND DRAWERS Note:
29,692 03Apr24	1 - KITCHEN - DELETE CABINETS ABOVE STOVE AND HOOD FAN - VENDOR WILL SUPPLY 6 INCH VENT AS PER CONSTRUCTION SPECIFICATIONS AND VENT MAY NOT BE IN THE APPROPRIATE LOCATION FOR INSTALLATION OF PURCHASER SUPPLIED FAN NotePURCHASER TO SUPPLY AND INSTALL OWN FAN AFTER CLOSING
29,692 03Apr24	1 - CABINETRY - MASTER ENSUITE RAISE VANITY TO 36" HIGH VANITY IN LIEU OF STANDARD HEIGHT Note:
29,692 03Apr24	1 - CABINETRY - MASTER ENSUITE VANITY - UPGRADE 3 Note:
29,692 03Apr24	1 - CABINETRY - POWDER ROOM VANITY - UPGRADE 3 Note:
29,692 03Apr24	1 - POWDER ROOM - FLOATING VANITY - SUSPENDEED VANITY PROVISION Note:
29,692 03Apr24	1 - CABINETRY - KITCHEN - HARDWARE UPGRADE 1 Note#234SB WITH APPOX. 8" LONG MATCHING PULL HARDWARE CODES AS PER PAULINE
29,692 03Apr24	1 - CABINETRY - MASTER ENSUITE HARDWARE - UPGRADE 1 Note:
29,692 03Apr24	1 - CABINETRY - POWDER ROOM HARDWARE - UPGRADE 1 Note:
29,692 03Apr24	1 - KITCHEN - RELOCATE FRIDGE TO END OF STOVE WALL TO ACCOMMODATE BUILT INS Note:

CABINETRY ACCESSORIES

29,692 03Apr24	1 - KITCHEN CABINETRY UPPER - ANGLED CORNER CABINET - FITS TALL UPPER CABINETS - PER UNIT - UPGRADE 2 Note:
29,692 03Apr24	1 - KITCHEN CABINETRY BASE - PIE CUT CORNER CABINET - BASE CABINETRY - UPGRADE 2 Note:
29,692 03Apr24	1 - KITCHEN CABINETRY ACCESSORIES - TOUCH LATCHES FOR DOORS ONLY WHERE APPLICABLE NotePIE CUT CABINET AND BLIND CORNERS NOT POSSIBLE
29,692 03Apr24	1 - KITCHEN CABINETRY UPPER - FULL DEPTH ABOVE FRIDGE UPPER WITH GABLES - 650MM DEEP - PRICE IS EACH Note:



CONSTRUCTION SUMMARY - PARTIAL ONLY  
Palmetto - Zadorra Estates Corp.

PURCHASERS: Kishore Kumar SENGUTTUVAN and Vandana THANIGAIVEL  
TEL: RES.: 647-549-5559

LOT NUMBER	PHASE	HOUSE TYPE	REG. PLAN #		
161	1	Villa 7 Elev 3	40M-2763		

INV#	QTY	EXTRA / CHANGE	
------	-----	----------------	--

CABINETRY ACCESSORIES

29,692 03Apr24	1 - KITCHEN CABINETRY BASE - COOKTOP CABINET WITH POT DRAWERS (2 DRAWERS) - UPGRADE 2 Note:
29,692 03Apr24	1 - KITCHEN CABINETRY - BUILT-IN MICROWAVE/OVEN COMBO WITH ONE POT DRAWER - UPGRADE 2 Note:
29,692 03Apr24	1 - KITCHEN CABINETRY UPPER - COUNTER TOP HUTCH SINGLE DOOR WITH DRAWER - PRICE IS EACH - UPGRADE 2 - NEXT TO BUILT IN TOWER Note:
29,692 03Apr24	1 - KITCHEN CABINETRY BASE - PULLOUT WIRE SPICE RACK - PRICE IS EACH Note:

ELECTRICAL

29,363 01Nov23	1 - ABOVE KITCHEN ISLAND - ADD LIGHT AND SWITCH - NO FIXTURE INCLUDED Note:
29,363 01Nov23	1 - PLUG - ELECTRICAL PLUG - TO BE INSTALLED OVER FIREPLACE Note:
29,363 01Nov23	1 - FAMILY ROOM - ADD LIGHT AND SWITCH - NO FIXTURE INCLUDED Note:
29,692 03Apr24	1 - BUILT IN OVEN AND COOKTOP PROVISION - PROVISION ONLY - ELECTRICAL ONLY Note:
29,363 01Nov23	1 - ELECTRIC VEHICLE ROUGH-IN PROVISION ONLY FOR FUTURE ELECTRIC CAR (CONDUIT FROM BASEMENT INTO JUNCTION BOX IN GARAGE WITH PULL STRING, NO WIRE) Note:
29,692 03Apr24	1 - FAMILY ROOM - PLUG - ELECTRICAL PLUG 5FT FROM FLOOR FOR FUTURE TV - SEE SKETCH Note:


This Document is Extremely Time Sensitive - Printed 8 Apr 24 at 10:19



161 Zadorra

SENGUTTUVAN, KISHORE KUMAR

TBA  
WHITBY, ON L1L 1L1



Goemans Appliances  
goemans.com

Tashiq Chowdhury  
Salesperson  
(905) -721 1555

Document QU00280492  
Version 1.1

Fri, Apr 5, 2024  
6:16 PM EDT



enterprise.steelcod.com/sp/goem/FEWORIE  
D

Contents	Page no.
<b>RF23BB8600AP</b> Samsung Refrigeration  BESPOKE 4-Door French Door Counter-Depth Refrigerator with Beverage Center 22.8 cu. ft.	3-4
<b>NA36N7755TG</b> Samsung Cooktop	5-6
<b>NQ70CG700DMT</b> Samsung Wall Oven  Bespoke 30" Microwave Combination Wall Oven	7-8
<b>NK36CB700W33</b> Samsung Ventilation  36" Bespoke Smart Wall Mount Hood with LCD Display	9-13
<b>DW80B6060UG/AC</b> Samsung Dishwasher  Smart Stormwash+ 6 Series 44 dBA Dishwasher with AutoRelease	14-15

**Note about page numbers:**  
Because the original manufacturer's documents are not altered in any way, the page numbers displayed on the page may not correspond to the page number within this package.

**All specifications are intended for initial planning purposes only.**  
Manufacturers reserve the right to change specifications at any time without notice. Always consult the installation instructions found on the manufacturer's website or included with the appliances before installation.

1 of 14



# RF23BB8600APAA

SAMSUNG

BESPOKE 4-Door French Door Counter-Depth Refrigerator with Beverage Center  
22.8 cu. ft.



## Signature Features

### Customizable Door Panels

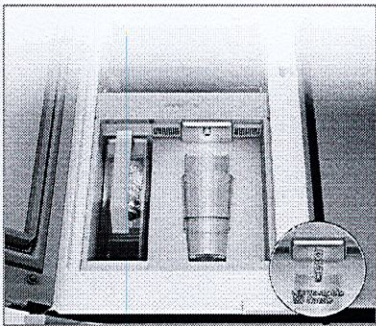
Customize the colour of your refrigerator. Choose from eleven colours and two finishes to create a space that fits your style.<sup>1</sup>

### Beverage Center


Consists of a BPA Free<sup>2</sup> Autofill Water Pitcher that fills up automatically and a regular Water Dispenser for easy access to a glass of fresh or flavoured water.

### Dual Auto Ice Maker

Be prepared for any occasion with two different types of ice. The Dual auto ice maker makes both cubed ice and ice bites.

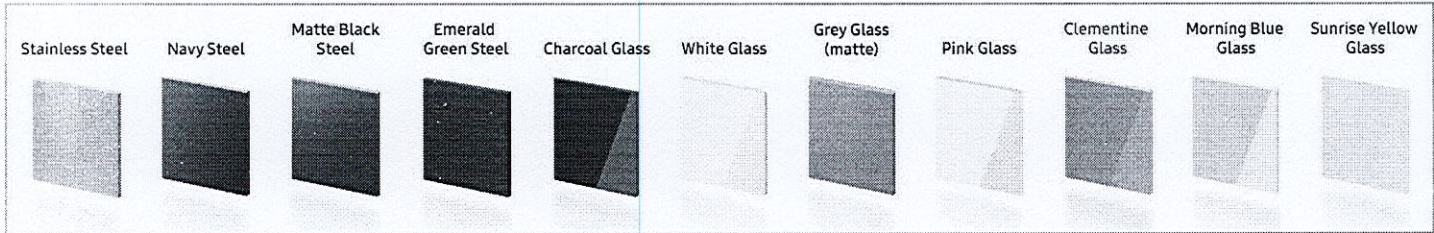


Beverage Center™ with AutoFill™ Water Pitcher



Dual Ice Maker with Cubed Ice and IceBites™

## BESPOKE Panel Colour Selection



## Features

- 36" Wide
- Large Storage Capacity – 22.8 cu. ft.
- BESPOKE - customizable door panels
- Twin Cooling Plus
- Tempered Glass Spill-Proof Shelves
- Sabbath Mode
- ADA Compliant

## Convenience

- Beverage Center
- FlexZone
- Dual Auto Ice Maker
- Door Alarm
- Wi-Fi Connectivity
- Power Cool
- Power Freeze

## Rating



- ENERGY STAR® - Rated
- Energy Consumption (annual) = 621 kWh/yr

<sup>1</sup> Door panels sold separately.

<sup>2</sup> Does not contain the chemical Bisphenol A.



BESPOKE 4-Door French Door Counter-Depth Refrigerator with Beverage Center

22.8 cu. ft.

Installation Specifications

1. Measure the height, width and depth of the opening, making sure to include baseboards, molding tile, countertop overhang, etc. Check to be sure there is enough room to open the door (consider walls, islands or other obstacles when measuring).

2. Refer to illustration below to determine dimensions.

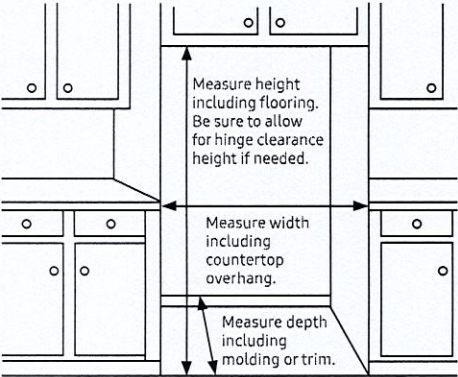
3. Allow 11 3/8" of clearance on hinge side of refrigerator when installing next to a wall where door may make contact.

4. Allow 2" minimum clearance at rear for proper air circulation and water/ electrical connections. Allow a 3/8" minimum clearance at sides and top for ease of installation.

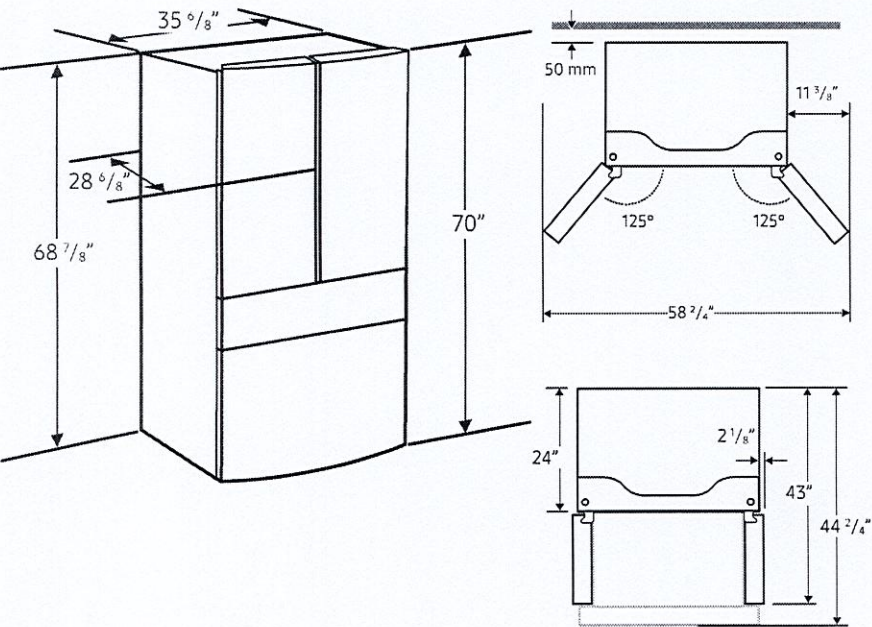
5. Ensure each door and entryway in the home is wide enough for the refrigerator to be moved through easily.

For optimal usage and to be able to open refrigerator doors completely, do not install next to a wall.

Please note: The following dimension and cutout information is for planning purposes only. For complete installation details, consult manual packed with product, or download manual online at [samsung.com](#).



Dimensions



Total Capacity: 22.8 cu. ft.

- Refrigerator: 13.5 cu. ft.
- 4 Tempered Glass Spill-Proof Shelves
- 2 Clear Drawers including Crisper+
- 8 Door Bins
- Right: 1 Gallon Bin, 2 Regular Bins
- Left: 3 Regular Bins
- Surface Lighting

- FlexZone™ Drawer: 2.5 cu. ft.
- 5 Temperature Zones
- Soft Freeze (-5 C)
- Meat/Fish (-1 C)
- Cold Drinks (1 C)
- Deli/Snacks (2.8 C)
- Wine/Party Dishes (5 C)
- 2 Drawer Dividers
- High Efficiency LED Lighting

- Freezer: 6.8 cu. ft.
- Dual Ice Maker in Freezer (Cubed Ice AND Ice Bites™)
- Ice Bucket with Cover and 1 Scoop
- Produces up to 5.4 lbs ice/day, stores up to 7.3 lbs
- High Efficiency LED Lighting

Accessories

Water Filter: HAF-QIN

Volt/Amps	115V / 60Hz / 3.5A
Power Cord Length	2 meters

Warranty

One (1) Year Parts and Labour on Refrigerator  
Ten (10) Years Parts on Digital Inverter Compressor

Product Dimensions & Weight (WxHxD)

- Dimensions (WxHxD with hinges, handles and doors):
- 35 5/8" x 70" x 28 5/8"
- Dimensions (WxHxD without hinges and door):
- 35 5/8" x 68 7/8" x 24"
- Dimensions (WxHxD with hinge and door, no handle):
- 35 5/8" x 70" x 28 5/8"
- Weight: 313.1 lbs (142 kg)

Shipping Dimensions & Weight (WxHxD)

- Dimensions: 38 1/4" x 76 3/4" x 30 5/8"
- Weight: 335.1 lbs (152 kg)

Style	Model #	UPC
Without Panels	RF23BB8600APAA	887276624204
Pre-Built Stainless Steel Panels	RF23BB8600QLAA	887276624211

Actual colour may vary. Design, specifications and colour availability are subject to change without notice. Non-metric weights and measurements are approximate.  
© 2022 Samsung Electronics Canada Inc. All rights reserved. Samsung is a registered trademark of Samsung Electronics Co., Ltd., used with permission.



## 36" Gas Cooktop



### Signature Features

#### 22K True Dual-Power Burner

- Two independent heating burners offer intense heat and precise control to quickly boil water or temper chocolate.

#### Analog Controls with Digital Wi-Fi and Bluetooth® Technology

- The ultimate combination of analog comfort and digital technology delivers exceptional cooking performance.

#### Cast Iron Griddle

- Cook breakfast, grill sandwiches, or sauté vegetables on the removable griddle.

### Available Colors




Stainless Steel (shown)



Fingerprint Resistant Black Stainless Steel



22K True Dual-Power Burner



Cast Iron Griddle

### Features

- Bluetooth® Connected to Hood
- Blue LED Lights
- Wi-Fi Connectivity
- Powerful Cooktop
  - Right Front: 13K BTU
  - Left Front: 9.5K BTU
  - Right Rear: 5K BTU
  - Left Rear: 9.5K BTU
  - Center: True Dual, 22K BTU (Brass)

- Cast Iron 3-Piece Grates
- Sealed Burners
- Burner On/Off Monitoring
- ADA Compliant

### Convenience

- Wok Grate
- LP Conversion Kit



ADA Compliant



# SAMSUNG



# NQ70C\*700D

161 Zadorra

SAMSUNG

## Bespoke 30" Microwave Combination Wall Oven



### Available Colors

-  **Stainless Steel**  
NQ70CG700DSR
-  **Matte Black**  
NQ70CG700DMT
-  **White Glass**  
NQ70CB700D12

### Design

- Push to Open
- Full Glass Door
- Drop-Down Door Design
- Modern Design

### Features

- Flex Duo™ (Oven)
- Air Sous Vide (Oven)
- Air Fry, Tray Included (Oven)
- Steam Cook Plus (Oven)
- Convection Vegetable (Oven)
- Steam Cook (Oven)
- 7-Inch LCD Display
- Digital Touch Controls
- Wi-Fi Connectivity
- Dual Convection
- Guided Cook
- Steam Clean & Self-Clean (Oven)
- LED Lights
- 2 Heavy-Duty Racks
- Gliding Rack
- Broil Element
- 6 Rack Positions (Oven)

### Convenience

- Sabbath Mode (Oven)
- Delay Start (Oven)
- Child Safety Lock
- Warming Mode
- Kitchen Timer

### Specifications

- Microwave Capacity: 1.9 cu. ft.**
- Sensor Cook
  - Speed Power Convection: 100°F–450°F
  - Speed Broil
  - Air Fry Auto Cook
- Oven Capacity: 5.1 cu. ft.**
- Hidden Bake Element
  - Convection Bake: 175°F–550°F
  - Convection Roast: 175°F–550°F
  - Convection Vegetables: 350°F–450°F
  - Steam Cook Plus: 230°F–550°F
  - Steam Roast: 230°F–550°F
  - Steam Cook: 230°F–550°F
  - Bake: 175°F–550°F
  - Broil: Low-High
  - Air Sous Vide: 100°F–205°F
  - Air Fry: 350°F–500°F
  - Steam Proof
  - Dehydrate

### Dimensions

- Product Dimensions & Weight (WxHxD)**  
**Outside (Max) Wall Oven Dimensions:**  
29<sup>3</sup>/<sub>4</sub>" x 43<sup>1</sup>/<sub>4</sub>" x 24<sup>3</sup>/<sub>8</sub>"  
**Wall Oven Cut-Out Dimensions:**  
28<sup>5</sup>/<sub>8</sub>" x 42<sup>1</sup>/<sub>4</sub>" x 23<sup>1</sup>/<sub>2</sub>"  
Weight: 278.9 lbs

- Shipping Dimensions & Weight (WxHxD)**  
Dimensions: 33<sup>3</sup>/<sub>4</sub>" x 48<sup>1</sup>/<sub>4</sub>" x 29<sup>7</sup>/<sub>16</sub>"  
Weight: 308.6 lbs

### Warranty

One (1) Year All Parts and Labor

### UPC

Microwave Combination Wall Oven	Model #	UPC Code
Stainless Steel	NQ70CG700DSR	887276757629
Matte Black	NQ70CG700DMT	887276757612
White Glass	NQ70CB700D12	887276757582



60614



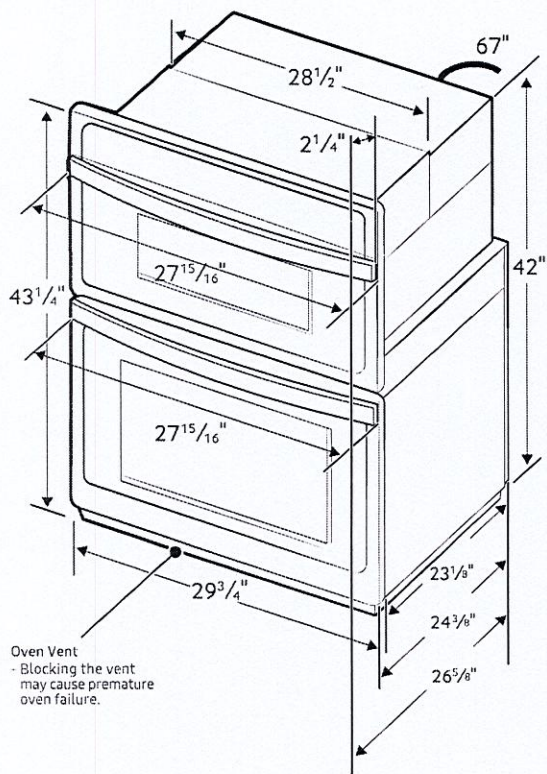
# NQ70C\*700D

161 Zadorra

SAMSUNG

## Bespoke 30" Microwave Combination Wall Oven

### Product Dimensions



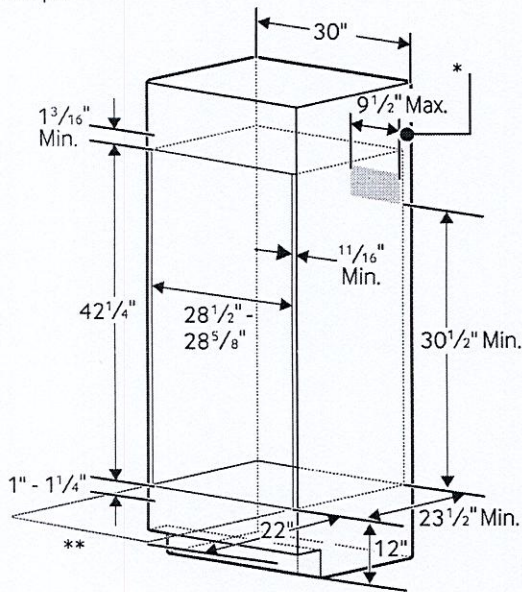
### Electrical Requirements

KW RATING	
240V	9.5 kW
208V	7.2 kW
BREAKER SIZE	
240V	40 Amps
208V	30 Amps

### Cabinet Dimensions

Combination Oven Installed in Cabinet

- \* Junction Box.
- \* Allow a minimum of 22" for clearance to adjacent corners, drawers, walls, etc. when door is open.



Actual color may vary. Design, specifications, and color availability are subject to change without notice. Non-metric weights and measurements are approximate.  
©2023 Samsung Electronics America, Inc. 85 Challenger Road, Ridgefield Park, NJ 07660. Tel: 800-SAMSUNG. samsung.com. Samsung is a registered trademark of Samsung Electronics Co. Ltd.

70614




# NK36CB700W

161 Zadorra

SAMSUNG

## 36" Range Hood



### Signature Features

#### Triple Air Sensor

- The Triple Air Sensor detects air quality and turns on or adjusts power levels to improve it.\*

\*In the event installation using recirculation kit impacts ventilation performance and Triple Air Sensor, opening a window to ventilate is recommended. Recirculation kit sold separately.

#### Powerful Performance and Low Noise

- Powerful 630 CFM\* ventilation circulates air to remove odors quickly, operating at 6.0 sones on Boost fan speed setting.

\*When using Boost mode. Hood arrives pre-programmed to 390 CFM.

#### Wi-Fi Connectivity

- Control your hood by smartphone through the SmartThings App. Once your cooktop burner is powered on, the hood turns on.\*

\*Compatible when connected with Wi-Fi enabled built-in cooktops and ranges. Available when it is set using the "Automations" option in the SmartThings App.

### Available Colors




Clean Grey Panel/  
Stainless Steel Duct (shown)




Clean White Panel/  
Stainless Steel Duct



Clean Deep Charcoal Panel/  
Black Stainless Steel Duct



Clean White Panel/  
Stainless Steel Duct



Clean Deep Charcoal Panel/  
Black Stainless Steel Duct  
*Arriving Summer 2023*

### Features

- Triple Air Sensor
- 50 dBA (1.0 Sone) in Low Mode / 69 dBA (6.0 Sones) in Boost Mode
- 4 Fan Speeds, Including Booster
- LCD Display/Touch Controls
- Wall-Mount Chimney Style
- Exterior Venting & Recirculating Capabilities
- Optional Recirculation Kit Available
- Optional Extension Kit Available
- Optional Recirculation Filter Available

### Convenience

- LED Bar Lighting
- Easy-to-Clean Baffle Filters



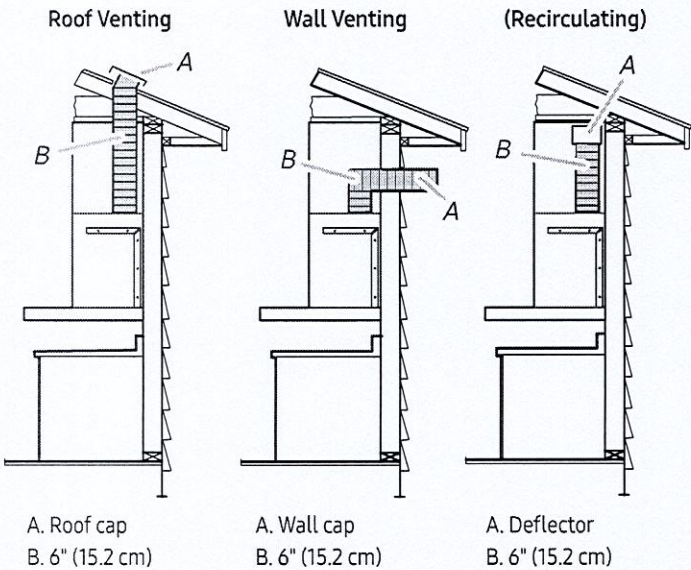
ADA Compliant

8-614



36" Range Hood

Venting Methods



Total Power

210W

Power Source

120V / 60 Hz / 15A

Range Hood

- 36" Wall-Mount Chimney-Style Hood
- Vent Fan: 630 CFM (Hood arrives pre-programmed to 390 CFM)
- 50 dBA (1.0 Sone) in Low Mode / 69 dBA (6.0 Sones) in Boost Mode
- 4 Fan Speeds, Including Booster
- LCD Display/Touch Controls
- SmartThings App Automation: Cooktop/Range Connectivity, Lighting On/Off, Fan Speed
- Mobile Monitoring: Fan Speed, Lighting On/Off, Power Control
- Voice Control: Bixby/Google Assistant/Amazon Alexa
- Removable Baffle Filters (Dishwasher safe)
- LED Bar Lighting

Warranty

Two (2) Years Parts and Labor\*

\*Effective for purchases made between 3/1/23 - 9/30/23; proof of purchase required.

Product Dimensions & Weight (WxHxD)

Outside (Max) Hood Dimensions:

35<sup>3</sup>/<sub>8</sub>" x 25<sup>7</sup>/<sub>16</sub>" x 19<sup>11</sup>/<sub>16</sub>"

Weight: 37.5 lbs

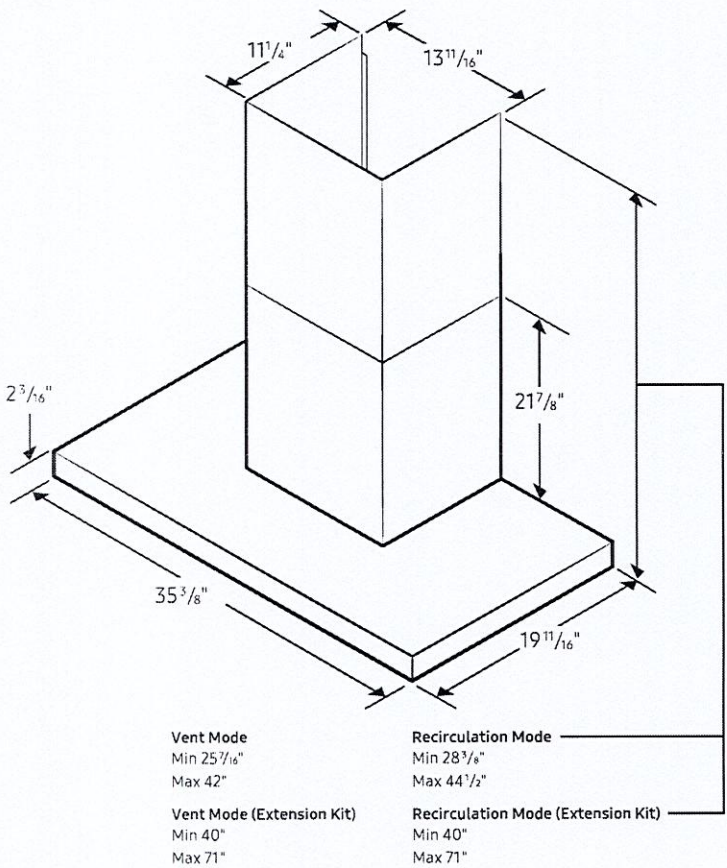
Shipping Dimensions & Weight (WxHxD)

Dimensions:

38<sup>45</sup>/<sub>64</sub>" x 25<sup>25</sup>/<sub>32</sub>" x 19<sup>11</sup>/<sub>16</sub>"

Weight: 63.3 lbs

Dimensions and Clearance



Color

Clean White Panel/  
Stainless Steel Duct

Model #

NK36CB700W12AA

UPC Code

887276724263

Clean Grey Panel/  
Stainless Steel Duct

NK36CB700WCGAA

887276723808

Clean Deep Charcoal  
Panel/Black Stainless  
Steel Duct

NK36CB700W33AA

887276724270

Optional Accessories

Stainless Steel Hood  
Extension Kit

NK-AE7000WS

887276749662

Black Stainless Steel  
Hood Extension Kit

NK-AE7000WG

887276749655

Recirculation Kit

NK-AR7000WB

887276749686

Recirculation Filter

NK-AF7000WB

887276749679

Actual color may vary. Design, specifications, and color availability are subject to change without notice. Non-metric weights and measurements are approximate.

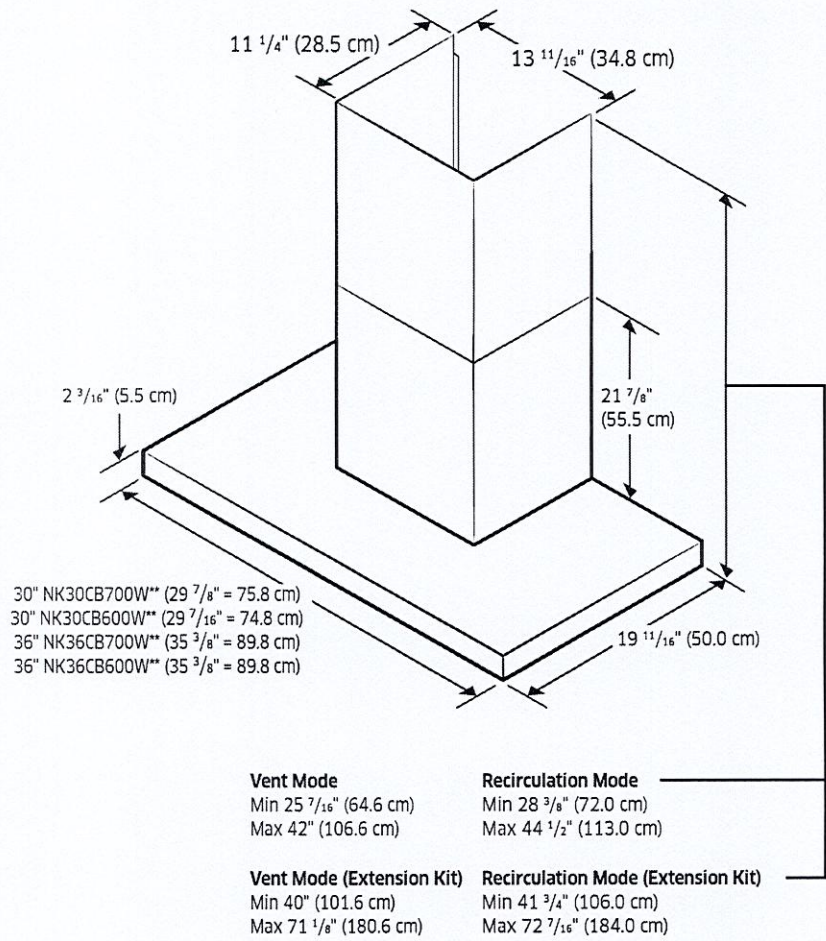
©2023 Samsung Electronics America, Inc. 85 Challenger Road, Ridgefield Park, NJ 07660. Tel: 800-SAMSUNG. samsung.com. Samsung is a registered trademark of Samsung Electronics Co. Ltd.

90614



# Installation Requirements

## General Specifications

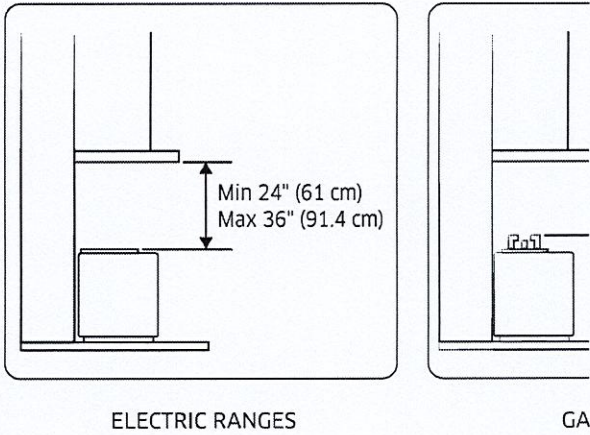


161 Zadorra

## Mounting Height

### CAUTION

- Be sure to check the mounting height before installing th
- The mounting height is measured from the top of the rar cabinets. The mounting height for an electric cooking sur its glass cooktop as shown in the image on the left. For a the mounting height is measured from the top of the bur the image on the right.

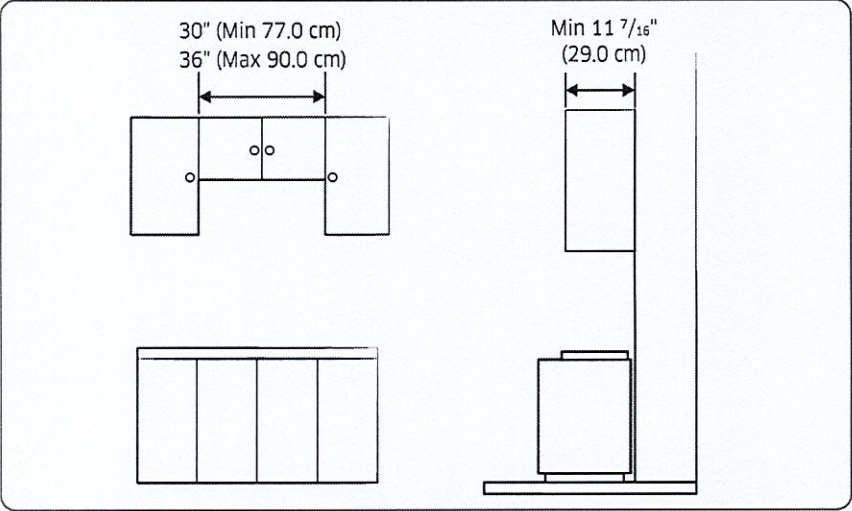




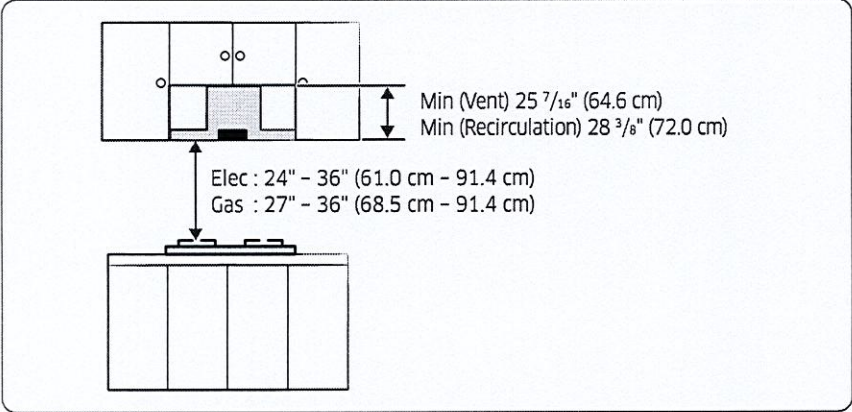
# Installation Requirements

## Installation Clearances

### Upper furniture Dimension



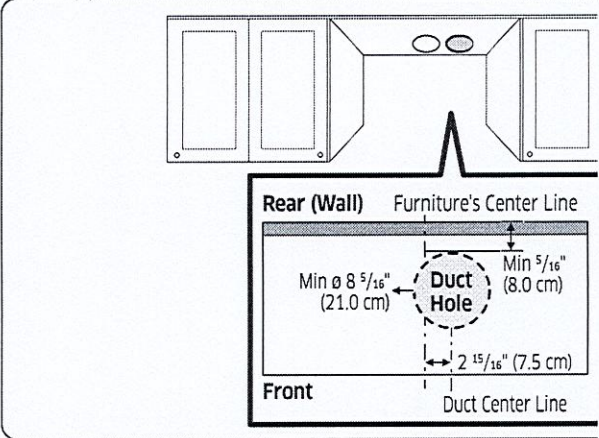
### Required Hood installation Height



161 Zadorra

## Making a hole in the furniture

Duct hole guide\_Op.1  
Cabinet floor drilling work: hood exhaust outlet (damper) c



- CAUTION**
- Cut the cabinet in a way that does not interfere with the c
  - After assembling the duct cover, make sure that the cut su
  - Vacuum the sawdust to prevent it from blowing away.
  - Make sure the cabinets are not damaged.
  - Before cutting the cabinet, explain to the customer that th

### Method and sequence of cutting the upper cabinets

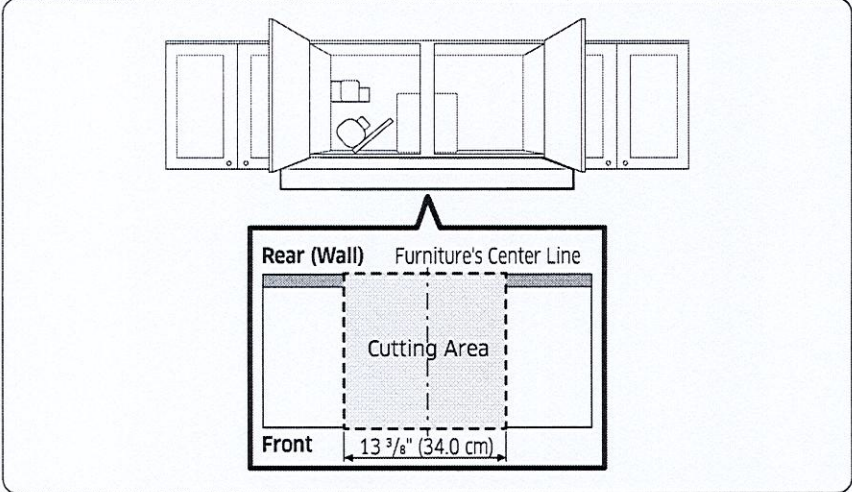
1. Refer to the cutting dimensions above and mark the lines
2. Use a jigsaw to cut the upper cabinets. When cutting, use .

Installation Tool	Jigsaw
-------------------	--------



Installation

Duct hole guide\_Op.2  
Cabinet floor drilling work: hood exhaust outlet (damper) cutting work



- CAUTION**
- Cut the cabinet in a way that does not interfere with the damper outlet.
  - Vacuum the sawdust to prevent it from blowing away.
  - Make sure the cabinets are not damaged.
  - Before cutting the cabinet, explain to the customer that the cabinet needs to be cut, and then obtain consent before proceeding.

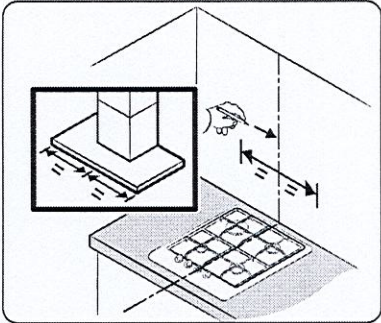
Method and sequence of cutting the upper cabinets

1. Refer to the cutting dimensions above and mark the lines to be cut on the cabinet.
2. Use a jigsaw to cut the upper cabinets. When cutting, use a vacuum cleaner to minimize the amount of dust.

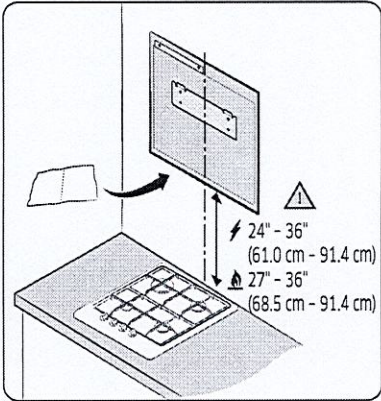
Installation Tool	Jigsaw, Grinder
-------------------	-----------------

- CAUTION**
- This product must be installed by a professional hood installer.
  - If the product is installed on a tiled wall or on drywall, the wall may fall, so be sure to fix the fixing screws to the concrete.
  - Do not attach the product as if it were a tile or fix it with adhesive. Install it on a concrete wall using the provided

Setting the Location



1. Be sure to check the installation space.



2. Fix the enclosure and then install the twist horizontal

**CAUTION**

Please pay attention to the height. The mounting height is measured from the top of the upper cabinet to the mounting bracket. The height is measured from the top of the upper cabinet to the mounting bracket. The height is measured from the top of the upper cabinet to the mounting bracket.



# DW80B6060UG

161 Zadorra

SAMSUNG

Smart Dishwasher with StormWash+™



## Signature Features

### StormWash+™

Upgraded circle spray jet blasts water from two washing arms covering more angles for more intensive washing performance.

### AutoRelease™ Door Dry

At the end of a cycle, the door automatically opens to circulate air and improve drying performance.

### Whisper Quiet 44dBA

So quiet you don't even know it's on with Whisper Quiet 44dBA operation.

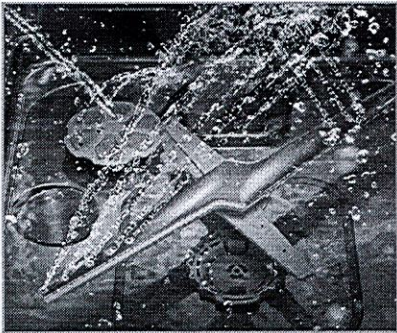
## Available Colours




Fingerprint Resistant  
Black Stainless Steel (shown)



Fingerprint Resistant  
Stainless Steel



StormWash+™



AutoRelease™ Door Dry

## Features

- StormWash+™ with Dual Wash Arms
- Whisper Quiet 44dBA
- SmartThings App
- 3rd Rack
- Pre Blast Cycle
- Fingerprint Resistant Finishes
- FlexLoad™ Rack System

## Convenience

- Wi-Fi Connectivity<sup>1</sup>
- LED Time Remaining Display
- Control Lock
- Delay Start
- Digital Leak Sensor

## Rating



- ENERGY STAR® - Rated
- Energy Consumption (annual) = 239 kWh/yr



Ranked #1 in Customer Satisfaction with Dishwashers in the U.S. for two years running.<sup>2</sup>

<sup>1</sup> The SmartThings app is available for download for Android, iOS and Windows. Minimum smartphone requirements: Android 4.0, iOS 7.0, Windows Phone 8.1 or greater.

<sup>2</sup> For J.D. Power 2020 award information, visit [jdpower.com/awards](http://jdpower.com/awards)



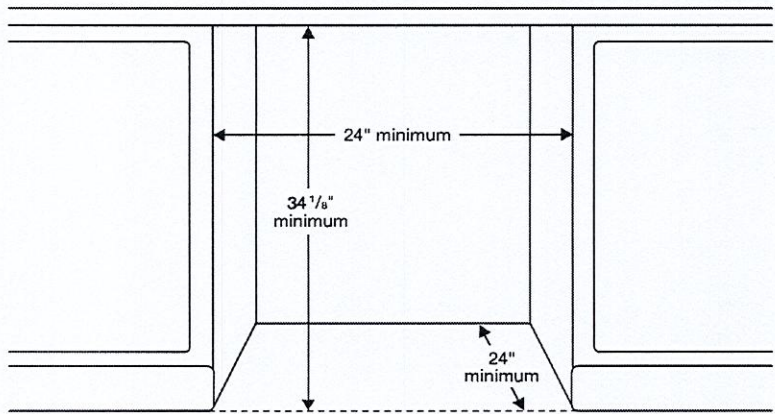
# DW80B6060UG

161 Zadorra

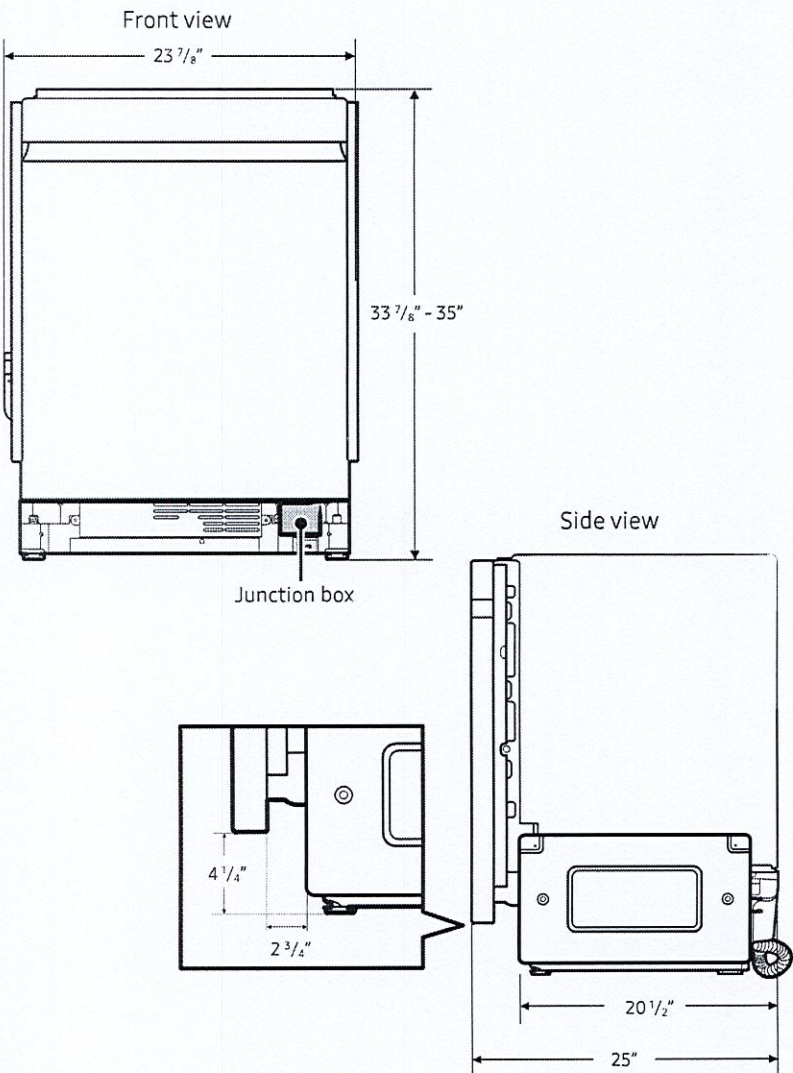
SAMSUNG

Smart Dishwasher with StormWash+™

## Installation Specifications



## Dimensions



Actual colour may vary. Design, specifications and colour availability are subject to change without notice. Non-metric weights and measurements are approximate.  
© 2022 Samsung Electronics Canada Inc. All rights reserved. Samsung is a registered trademark of Samsung Electronics Co., Ltd., used with permission.

### Features:

Stainless Steel Interior Tub

### 7 Wash Cycles:

Auto, Normal, Heavy, Delicate, Express 60, Pre Blast, Download Cycle

### 7 Options:

Half load (Lower Rack), StormWash+™  
Hi-Temp Wash, Sanitize (NSF Certified),  
Delay Start, Control Lock, Smart Control (Wi-Fi)

### Convenience:

Control Lock  
Digital Water Leakage Sensor  
3rd Rack  
One-Touch Adjustable Racking System  
Silverware Basket  
Upper Rack: Foldable Cup Shelves, Adjustable Tines  
Lower Rack: Fold-Down Tines

### Warranty

One (1) Year Parts and Labour  
Five (5) Years, Printed Circuit Board, Racking and Stainless  
Door Liner & Tub for leakage (Parts Only)

### Product Dimensions & Weight (WxHxD)

Dimensions (height is adjustable):

23 7/8" x 33 7/8" - 35" x 25"

Weight: 89.3 lbs (40.5 kg)

### Shipping Dimensions & Weight (WxHxD)

Dimensions: 26" x 34 3/4" x 29 3/4"

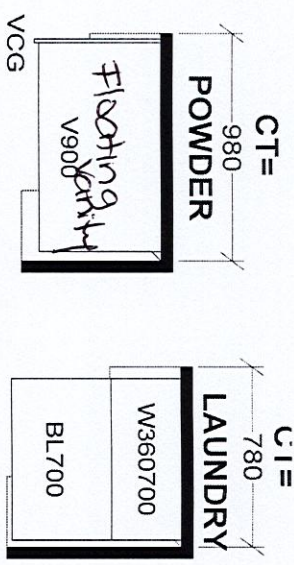
Weight: 95.9 lbs (43.5 kg)

Colour	Model #	UPC
Fingerprint Resistant Black Stainless Steel	DW80B6060UG	887276618401
Fingerprint Resistant Stainless Steel	DW80B6060US	887276618418

140614



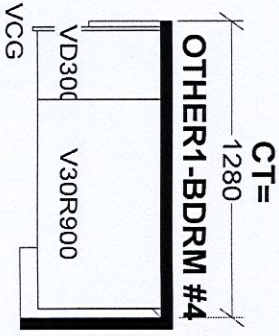
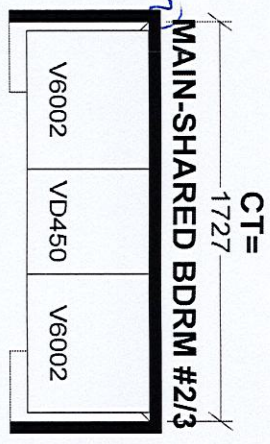
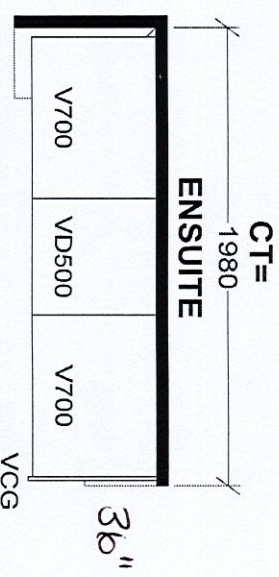
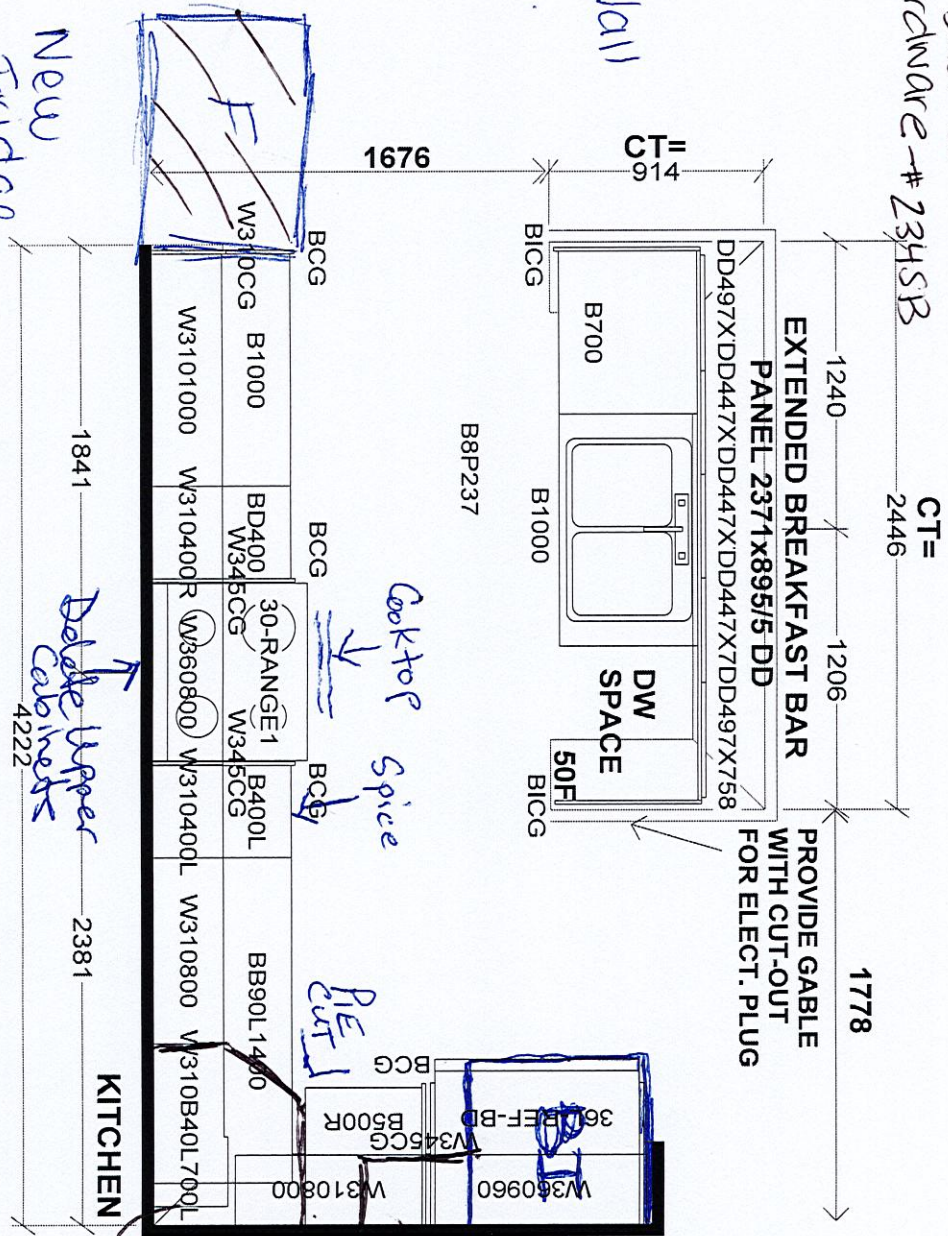
Hardware on bank of  
drawers - #234SB & hutch drawer  
upmatching Long pull 8" on  
pot drawers below cooktop  
and below built in oven.  
Base pie hardware - #234SB



\* Re locate  
Fridge to  
end of store wall  
to acc. Built ins.

Soft close doors  
& drawers

New  
Fridge  
location  
Full  
depth



<b>Selba Industries</b>			
W WIDTH	W HGHT	W CNT	J #
This drawing is the intellectual property of Selba Industries Inc. and is an original design which must not be released or copied unless applicable fee has been paid or job order placed.			
FLOOR HGHT	DOOR HGHT	DESIGNER: BM	DATE: AUG 4 23
ST CENT	2X4	VENT BOX COVER	LOT #:
BUILDER: GREENPARK HOMES SITE: ZADORA, Oshawwa MODEL: VILLA 7X EL 1,2,3			