



CONSTRUCTION SUMMARY  
330 Richmond - Petaluma Building Corp.

TEL: RES.: 416-820-0202

PURCHASERS: Chih How WANG and D. Gail LE COCQ

Unit 6, Level 3 (307-1)

Floor Plan  
B592

This Document is Extremely Time Sensitive - Printed 5 Sep 18 at 10:01

RECEIVED SEP 13 2018

Purchasers:Chih How WANG & D. Gail LE COCQ

Telephone Res. / Bus: (416) 820-0202 /

Decor Advisor: Natalie Mancuso

Lock Date: 9/5/2018 10:01:46

Const. No.: Unit 6, Level 3

Municipal: 307

Suite Type: B592

Project/Phase: Petaluma Building Corp./1

Layout Changes: ☐ Yes ☒ No

Sketch Attached: ☒ Yes ☐ No

Exterior Colour Scheme:

1. Kitchen and Vanities	Style and Colour	Counter	Hardware
Kitchen / Breakfast	SEE BELOW	QUARTZ- TORRONE- STRAIGHT POL. EDGE	STD
Main Bath	DORAL H3078 HACIENDA WHITE	QUARTZ- TORRONE- STRAIGHT POL. EDGE	STD
Master Ensuite Bathroom			

Appliances:

Built In Appliances ☒ Yes ☐ No

41" Upper Cabinets ☐ Yes ☒ No

Slide In Stove ☐ Yes ☒ No

Comment

Kitchen uppers - SenoSan white

Kitchen Bases - Doral H3078 - Hacienda white

2. Flooring		Grout-If App.	At a 45
Entrance Vestibule	HARDWOOD- MIRAGE- 4 5/16 LOCK RED OAK- NORDIC- CASHMERE		
Main Hall	HARDWOOD- MIRAGE- 4 5/16 LOCK RED OAK- NORDIC- CASHMERE		
Kitchen / Breakfast	HARDWOOD- MIRAGE- 4 5/16 LOCK RED OAK- NORDIC- CASHMERE		
Laundry Room	TILE- MATTE WHITE 8X8	STD	
Main Bath	TILE- LIFE SILVER 12X24	STD	
Master Ensuite Bathroom			
Living Room	HARDWOOD- MIRAGE- 4 5/16 LOCK RED OAK- NORDIC- CASHMERE		
Dining Room	HARDWOOD- MIRAGE- 4 5/16 LOCK RED OAK- NORDIC- CASHMERE		
Den / Library / Study			
Master Bedroom	HARDWOOD- MIRAGE- 4 5/16 LOCK RED OAK- NORDIC- CASHMERE		
Bedroom #2			
Bedroom #3			

Comment

3. Wall Tile	Selection	Grout	Describe
Main Bath			
Tub Deck Wall			
Shower Stall			
Bathtub Enclosure Walls	TILE- GLOSSY WHITE 3X6	STD	
Master Ensuite Bathroom			
Tub Deck Wall			
Shower Stall			
Bathtub Enclosure Walls			

Kitchen BacksplashPAINTED GLASS BM #OC-16

Backsplash Behind Fridge

Ceramic Bathroom accessories - yes

Comment

\*\* Refer to Construction Summary

4. Misc

Water Line for FridgeNO

Interior Door HandlesSTANDARD

Fireplace

Yes ☒ No

Comment

Initials:

Purchasers: Chih How WANG & D. Gail LE COCQ  
Telephone Res. / Bus: (416) 820-0202 /  
Decor Advisor: Natalie Mancuso  
Lock Date: 9/5/2018 10:01:46

Const. No.: Unit 6, Level 3  
Municipal: 307  
Suite Type: B592  
Project/Phase: Petaluma Building Corp./1

5. Plaster Mouldings and Medallions

Entrance Vestibule  
Main Hall  
Kitchen/Breakfast  
Laundry Room  
Main Bath  
Master Ensuite Bathroom

Living Room  
Dining Room  
Den / Library /Study  
Master BedRoom  
BedRoom #2  
BedRoom #3

Comment  
\*\* Refer to Construction Summary

6. Wall Paint

Entrance Vestibule  
Main Hall  
Kitchen / Breakfast  
Laundry Room  
Main Bath  
Master Ensuite

BIRCH WHITE  
BIRCH WHITE  
BIRCH WHITE  
BIRCH WHITE  
BIRCH WHITE

Living Room  
Dining Room  
Den/Library  
Master Bedroom  
Bedroom #2  
Bedroom #3

BIRCH WHITE  
BIRCH WHITE  
BIRCH WHITE

Comment

7. General Comments

\*\* Refer to Construction Summary

Disclaimers and Notes

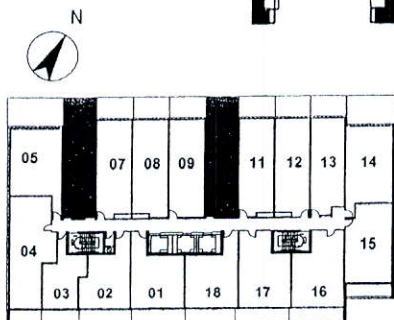
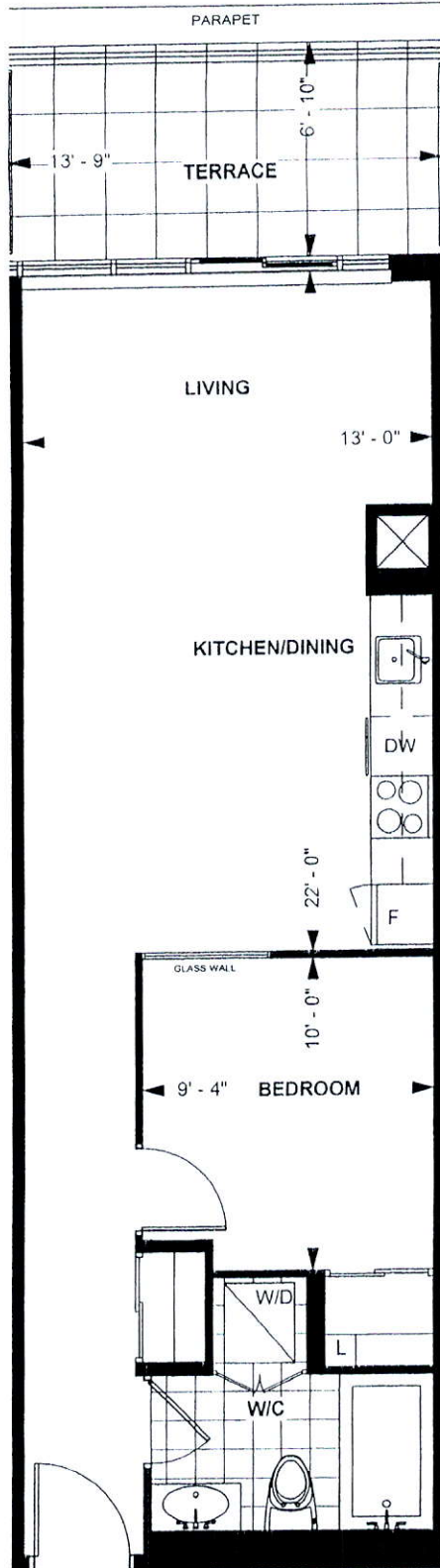
- 1) Colours of all materials are as close as possible to builder's selection, but not necessarily identical due to variances in manufacturing.
- 2) Any extras listed above are null and void unless accompanied by a separate invoice/amendment. Said invoice must be paid in full.
- 3) The Purchaser agrees that this colour selection is final and that no changes will be permitted, unless required by the Vendor.
- 4) The Purchaser acknowledges reading and accepting document which contains other miscellaneous disclaimers.

Signature: Natalie Mancuso Date: 09/05/18 Signature: \_\_\_\_\_ Date: \_\_\_\_\_  
Signature: \_\_\_\_\_ Date: \_\_\_\_\_  
Initials: [Signature] [Signature]



# SCHEDULE 'A'

330  
RICHMOND



LEVEL 3

TOWER SUITE

B 592

9' CEILING \*

592 sq. ft.

1-BEDROOM

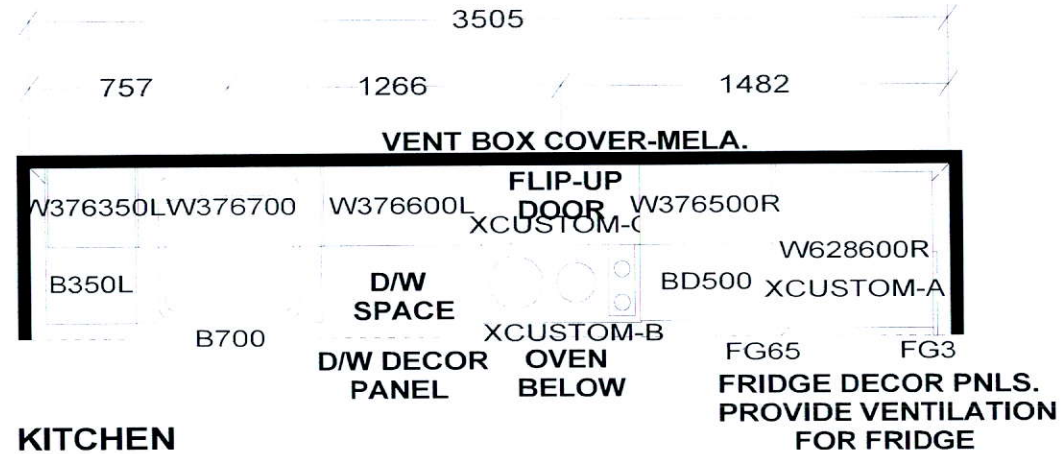
Purchaser Initials Purchaser Initials

Date

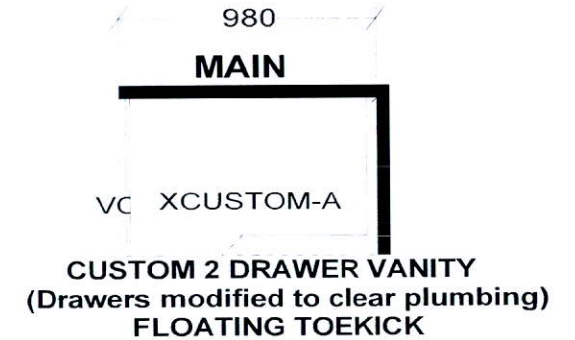
Unit No. 6 Level No. 3 Suite No. 307

Dimensions, specification, tile floor pattern and architectural detailing (including window size and location) are approximate and subject to modifications without notice. Orientation of suite may vary from the stated floor area.  
\*Ceiling height measured from top of floor slab to underside of slab above before finishes, and excluding bulkheads and required drop ceilings. E & O E.

March 5/2016



KITCHEN



KITCHEN BASES & VANITIES INSTALLED WITH ADJUSTABLE LEGS

APPLIANCE PACKAGE:  
24" INTEGRATED FRIDGE W/ DECOR PNLS  
24" INTEGRATED DISHWASHER W/ DECOR PNL  
24" BUILT-IN OVEN  
24" COOKTOP  
24" MICROWAVE HOOD FAN

*S e l b a I n d u s t r i e s*

WDTH \_\_\_\_\_ W HGHT \_\_\_\_\_ W CNT \_\_\_\_\_ FL HGHT \_\_\_\_\_ DWY H \_\_\_\_\_ ST CENT \_\_\_\_\_ 2X4 \_\_\_\_\_ VENT BOX COVER \_\_\_\_\_

TOWER SUITES:  
760MM HIGH UPPER CABINETS  
WHITE STEEL DRAWER BOXES  
COUNTERTOPS BY OTHERS  
VENT BOX COVERS  
CUSTOM VANITIES

This drawing is the intellectual property of SELBA INDUSTRIES INC. and is an original design which must not be released or copied unless applicable fee has been paid or job order placed.



JOB NUMBER:  
BUILDER: GREENPARK  
SITE NAME: PETALUMA  
MODEL: 1 BEDROOM-B 592, B 609, B 635  
LOT #:  
DESIGNER: KS  
DATE: JAN 8 18