



CONSTRUCTION SUMMARY  
330 Richmond - Petaluma Building Corp.

PURCHASER: Diyana WALSH

TEL: RES.: 416-712-7974

Unit 9, Level 5 (610-1)	Floor Plan B635		
-------------------------	--------------------	--	--

This Document is Extremely Time Sensitive - Printed 17 Sep 18 at 15:15

RECEIVED OCT 0 5 2018

Purchaser: Diyana WALSH  
Telephone Res. / Bus: (416) 712-7974 /  
Decor Advisor: Natalie Mancuso  
Lock Date: 9/17/2018 15:15:43

Const. No.: Unit 9, Level 5  
Municipal: 610  
Suite Type: B635  
Project/Phase: Petaluma Building Corp./1

Layout Changes: ☐ Yes ☒ No      Sketch Attached: ☒ Yes ☐ No      Exterior Colour Scheme:

1. Kitchen and Vanities

	Style and Colour	Counter	Hardware
Kitchen / Breakfast	SEE BELOW	QUARTZ- CONTRACT WHITE- STRAIGHT POL EDGE	STD
Main Bath	DORAL 1267 SAND MOLINAASH	QUARTZ- CONTRACT WHITE- STRAIGHT POL EDGE	STD
Master Ensuite Bathroom			

Appliances:      Built In Appliances ☒ Yes ☐ No      41" Upper Cabinets ☐ Yes ☒ No      Slide In Stove ☐ Yes ☒ No

Comment  
KITCHEN UPPER CABINETS- SENOSAN BEIGE  
KITCHEN BASE CABINETS- DORAL 1267 SAND MOLINAASH

2. Flooring

		Grout-If App.	At a 45
Entrance Vestibule	HARDWOOD- MIRAGE 4 5/16 LOCK RED OAK- RIO- CASHMERE		
Main Hall	HARDWOOD- MIRAGE 4 5/16 LOCK RED OAK- RIO- CASHMERE		
Kitchen / Breakfast	HARDWOOD- MIRAGE 4 5/16 LOCK RED OAK- RIO- CASHMERE		
Laundry Room	<del>TILE- MATTE WHITE 8X8</del> <b>TILE- ASPEN BIANCO 12x24</b>	STD	
Main Bath	TILE- ASPEN BIANCO 12X24	STD	
Master Ensuite Bathroom			
Living Room	HARDWOOD- MIRAGE 4 5/16 LOCK RED OAK- RIO- CASHMERE		
Dining Room	HARDWOOD- MIRAGE 4 5/16 LOCK RED OAK- RIO- CASHMERE		
Den / Library / Study			
Master Bedroom	HARDWOOD- MIRAGE 4 5/16 LOCK RED OAK- RIO- CASHMERE		
Bedroom #2			
Bedroom #3			

Comment

3. Wall Tile

	Selection	Grout	Describe
Main Bath			
Tub Deck Wall			
Shower Stall			
Bathtub Enclosure Walls	TILE- GLOSSY WHITE 3X6	STANDARD	
Master Ensuite Bathroom			
Tub Deck Wall			
Shower Stall			
Bathtub Enclosure Walls			
Kitchen Backsplash	PAINTED GLASS BM- #OC-14		
Backsplash Behind Fridge			

Comment  
\*\* Refer to Construction Summary

4. Misc

Water Line for Fridge      NO  
Interior Door Handles      STANDARD  
Ceramic Bathroom Accessories      ☒ Yes ☐ No

Comment



Initial: \_\_\_\_\_

Purchaser: Diyana WALSH  
Telephone Res. / Bus: (416) 712-7974 /  
Decor Advisor: Natalie Mancuso  
Lock Date: 9/17/2018 15:15:43

Const. No.: Unit 9, Level 5  
Municipal: 610  
Suite Type: B635  
Project/Phase: Petaluma Building Corp./1

5. Plaster Mouldings and Medallions

Entrance Vestibule			Living Room		
Main Hall			Dining Room		
Kitchen/Breakfast			Den / Library /Study		
Laundry Room			Master BedRoom		
Main Bath			BedRoom #2		
Master Ensuite Bathroom			BedRoom #3		

Comment  
\*\* Refer to Construction Summary

6. Wall Paint

Entrance Vestibule	BIRCH WHITE	Living Room	BIRCH WHITE
Main Hall	BIRCH WHITE	Dining Room	BIRCH WHITE
Kitchen / Breakfast	BIRCH WHITE	Den/Library	
Laundry Room	BIRCH WHITE	Master Bedroom	BIRCH WHITE
Main Bath	BIRCH WHITE	Bedroom #2	
Master Ensuite		Bedroom #3	

Comment

7. General Comments

\*\* Refer to Construction Summary

Disclaimers and Notes

- 1) Colours of all materials are as close as possible to builder's selection, but not necessarily identical due to variances in manufacturing.
- 2) Any extras listed above are null and void unless accompanied by a separate invoice/amendment. Said invoice must be paid in full.
- 3) The Purchaser agrees that this colour selection is final and that no changes will be permitted, unless required by the Vendor.
- 4) The Purchaser acknowledges reading and accepting document which contains other miscellaneous disclaimers.

Signature: Diyana Walsh Date: Sept 17/18 Signature: \_\_\_\_\_ Date: \_\_\_\_\_

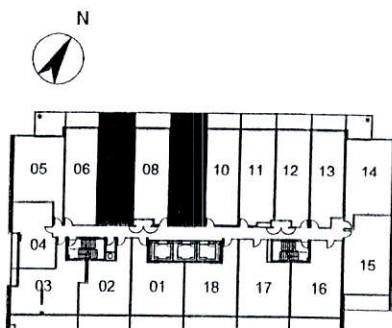
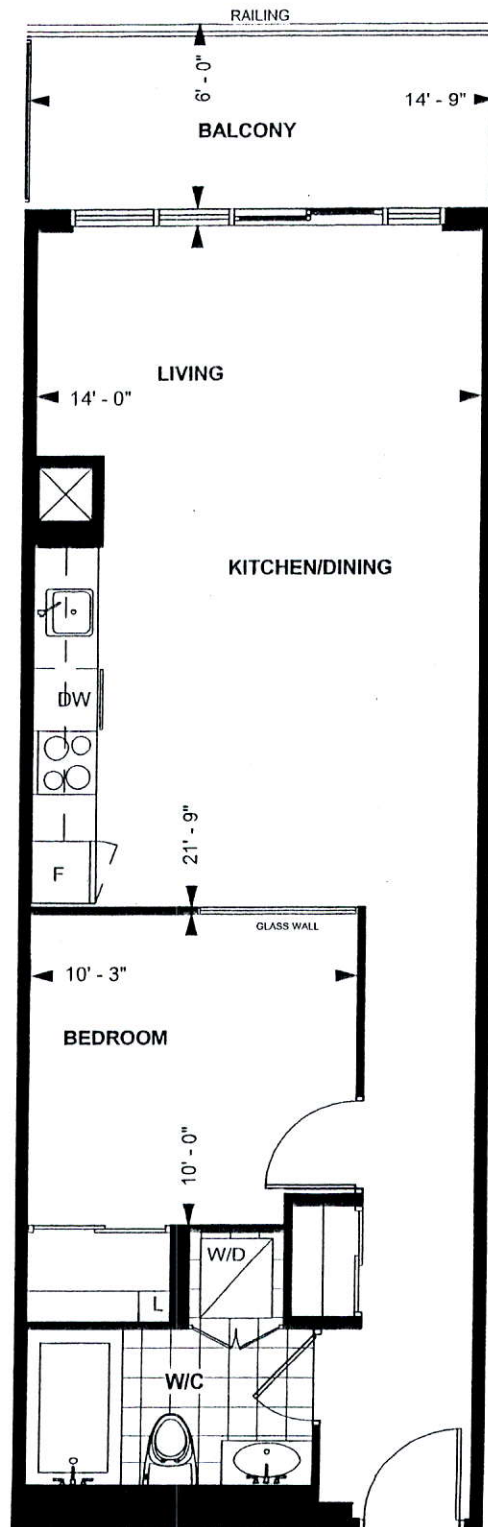
Initial: DW



# SCHEDULE 'A'

## 330

RICHMOND



LEVEL 5 - 9

TOWER SUITE

**B 635**

**9' CEILING \***

635 sq. ft.

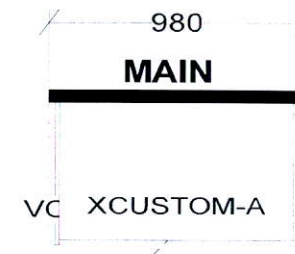
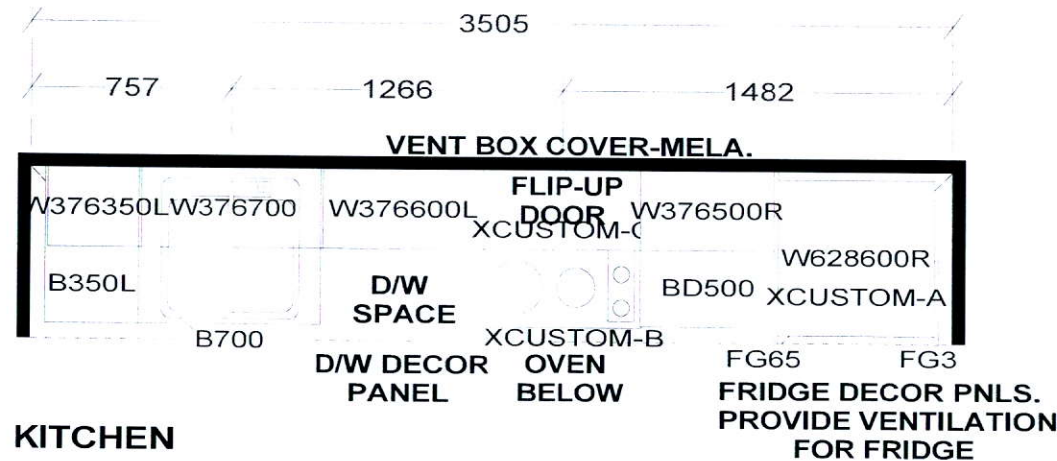
**1-BEDROOM**

Purchaser Initials BW Purchaser Initials \_\_\_\_\_

Date April 25/2016

Unit No. 9 Level No. 5 Suite No. 610

Dimensions, specification, tile floor pattern and architectural detailing (including window size and location) are approximate and subject to modifications without notice. Orientation of suite may vary from the stated floor area.  
\*Ceiling height measured from top of floor slab to underside of slab above before finishes, and excluding bulkheads and required drop ceilings. E.&O.E.



**CUSTOM 2 DRAWER VANITY**  
(Drawers modified to clear plumbing)  
FLOATING TOEKICK

**KITCHEN BASES & VANITIES INSTALLED  
WITH ADJUSTABLE LEGS**

**APPLIANCE PACKAGE:**  
24" INTEGRATED FRIDGE W/ DECOR PNLS  
24" INTEGRATED DISHWASHER W/ DECOR PNL  
24" BUILT-IN OVEN  
24" COOKTOP  
24" MICROWAVE HOOD FAN

*S e l b a I n d u s t r i e s*

WDTH \_\_\_\_\_ W HGHT \_\_\_\_\_ W CNT \_\_\_\_\_ FL HGHT \_\_\_\_\_ DWY H \_\_\_\_\_ ST CENT \_\_\_\_\_ 2X4 \_\_\_\_\_ VENT BOX COVER \_\_\_\_\_

**TOWER SUITES:**  
760MM HIGH UPPER CABINETS  
WHITE STEEL DRAWER BOXES  
COUNTERTOPS BY OTHERS  
VENT BOX COVERS  
CUSTOM VANITIES

This drawing is the intellectual property of  
SELBA INDUSTRIES INC. and is an  
original design which must not be released  
or copied unless applicable fee has been  
paid or job order placed.



**JOB NUMBER:**  
BUILDER: GREENPARK  
SITE NAME: PETALUMA  
MODEL: 1 BEDROOM-B 592, B 609, B 635  
LOT #:  
DESIGNER: KS  
DATE: JAN 8 18