



"Revised" Appliance

Spec's  
Cooktop

CONSTRUCTION SUMMARY			
Charisma Condominiums - Genazzano Highrises Inc.			
PURCHASERS: Gustavo J. VALENTE and Ellen Cristina P. F. VALENTE			
Unit 3, Level 25 (PH112-West)		Floor Plan E1456	Selbar Majestic

CABINETRY

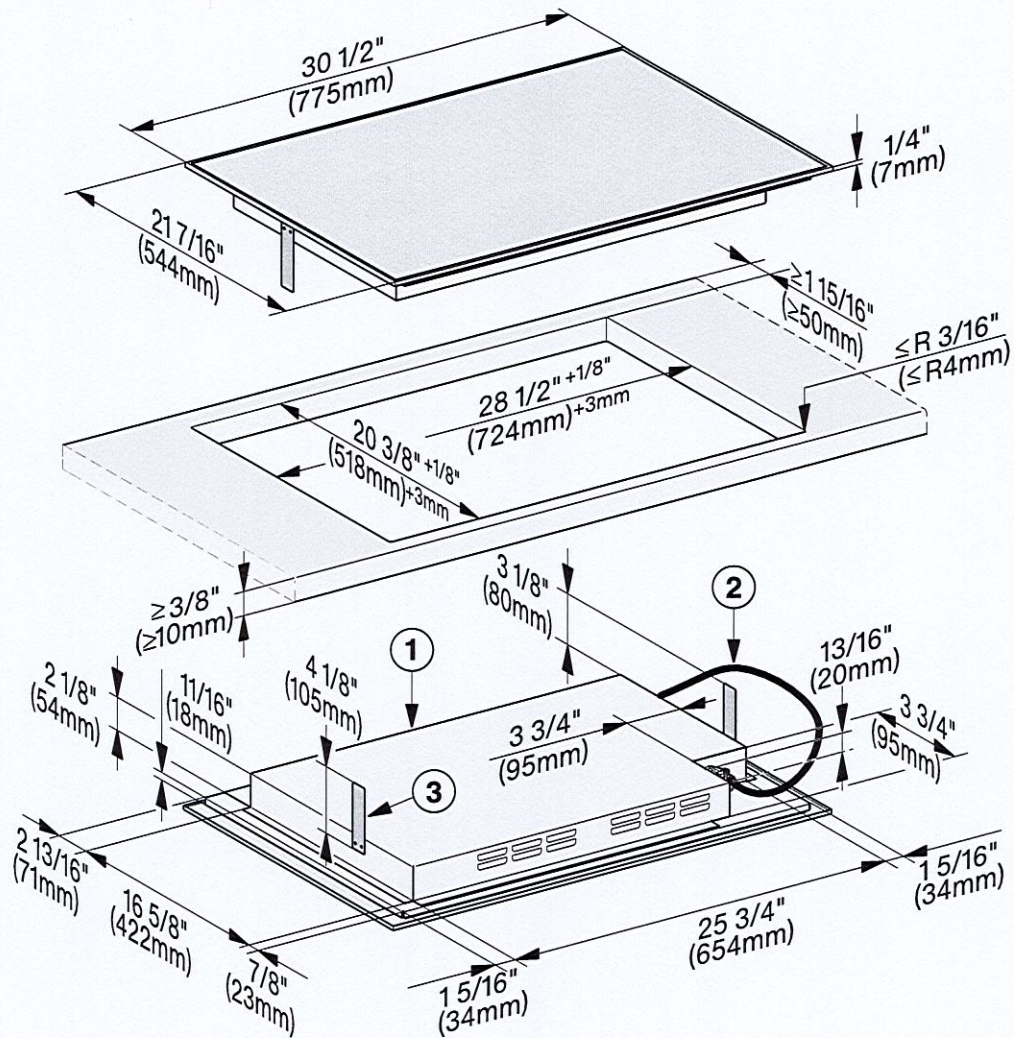
4 - KITCHEN ADD 4 DOVETAIL DRAWERS IN TOE KICKS- SEE SKETCH- 29Mar22 Note:	
1 - KITCHEN- BI STEAM OVEN WITH SPEED OVEN FLUSH INSTALL 29Mar22 Note:	
1 - KITCHEN- DISHWASHER PANEL 29Mar22 Note:	
1 - KITCHEN WITH 30 " COOKTOP AND POT DRAWERS BELOW 29Mar22 Note:	See Attached New Spec's.
1 - UPGRADE 2 KITCHEN STANDARD LAYOUT 29Mar22 Note:	Cooktop & Fan
1 - BEDROOM 2 ENSUITE UPGRADE 1 CABINET 29Mar22 Note:	
1 - MASTER ENSUITE-UPGRADE 2 CABINET 29Mar22 Note:	
1 - MASTER ENSUITE UPGRADED HARDWARE FOR VANITY-435SB 29Mar22 Note:	

CABINETRY ACCESSORIES

1 - KITCHEN ADD TOP DRAWER ON TOP OF RECYCLE BIN 10Aug22 Note:	
1 - DELETE HARDWARE FOR KITCHEN- DO NOT INSTALL PURCHASE TO INSTALL AFTER CLOSING 29Mar22 Note:	
1 - ADD 7 SOFT CLOSE PULL OUT SHELVES IN PANTRY 29Mar22 Note:	
1 - KITCHEN- LEAVE SPACE FOR WINE FRIDGE ON ISLAND 29Mar22 Note:	
1 - KITCHEN-SOFT CLOSE DOORS AND DRAWERS 29Mar22 Note:	
1 - KITCHEN- MODIFIED CROWN- 29Mar22 Note:	
1 - KITCHEN- ADD THIN LIGHT VALANCE PROFILE 29Mar22 Note:	
1 - KITCHEN- ADD TILT UP DOORS 29Mar22 Note:	
1 - KITCHEN- ADD RECYCLE BIN ON ISLAND 29Mar22 Note:	



KM 7730 FR

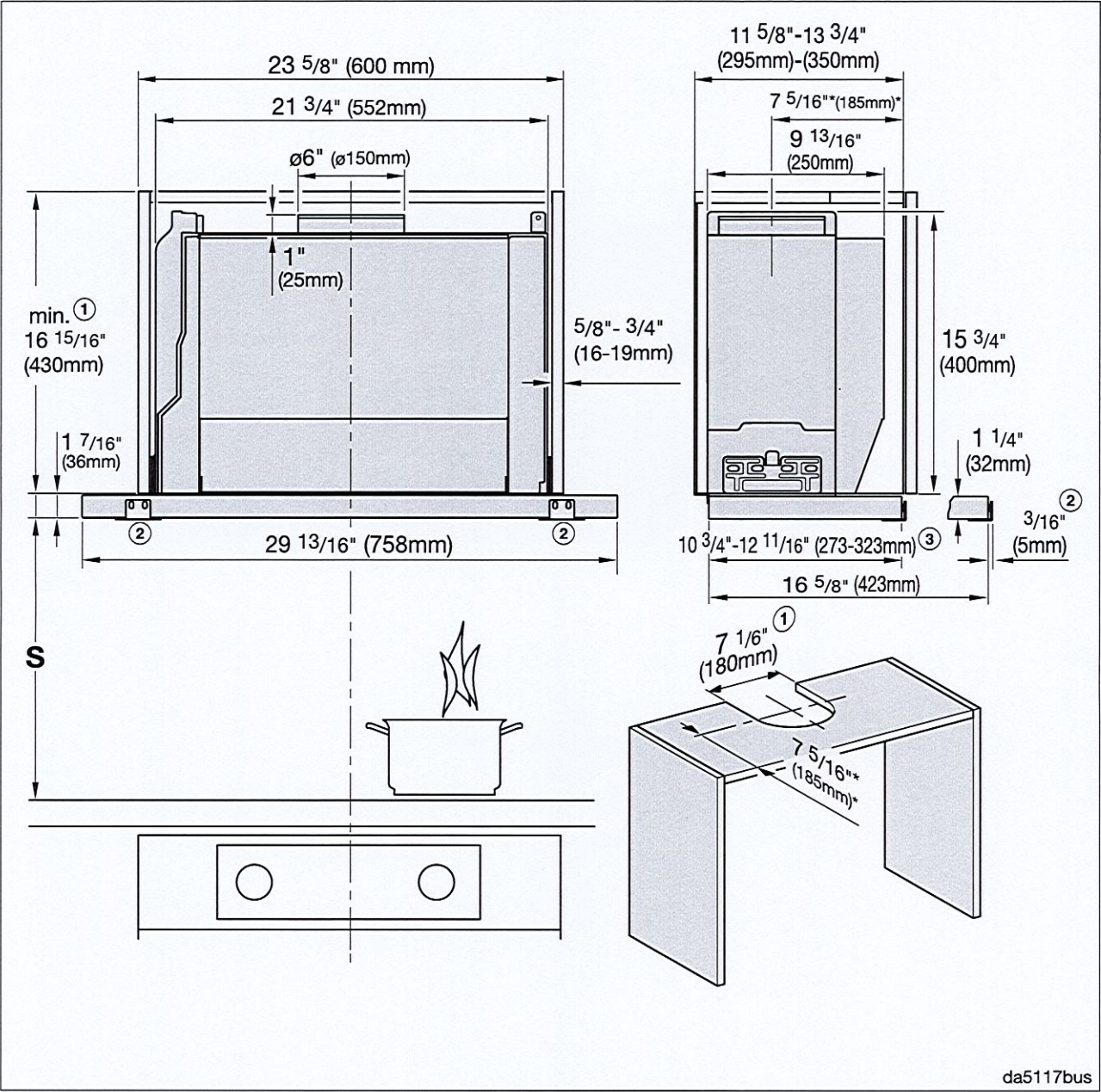


- ① Front
- ② Flexible metal hose with power cords,  
L = 4' (1,200 mm)
- ③ Spacer plate (only necessary if a protective base is installed)



Appliance dimensions

Diagram 1:  
DAS 4720 in a 23 5/8" (600 mm) wide cabinet.



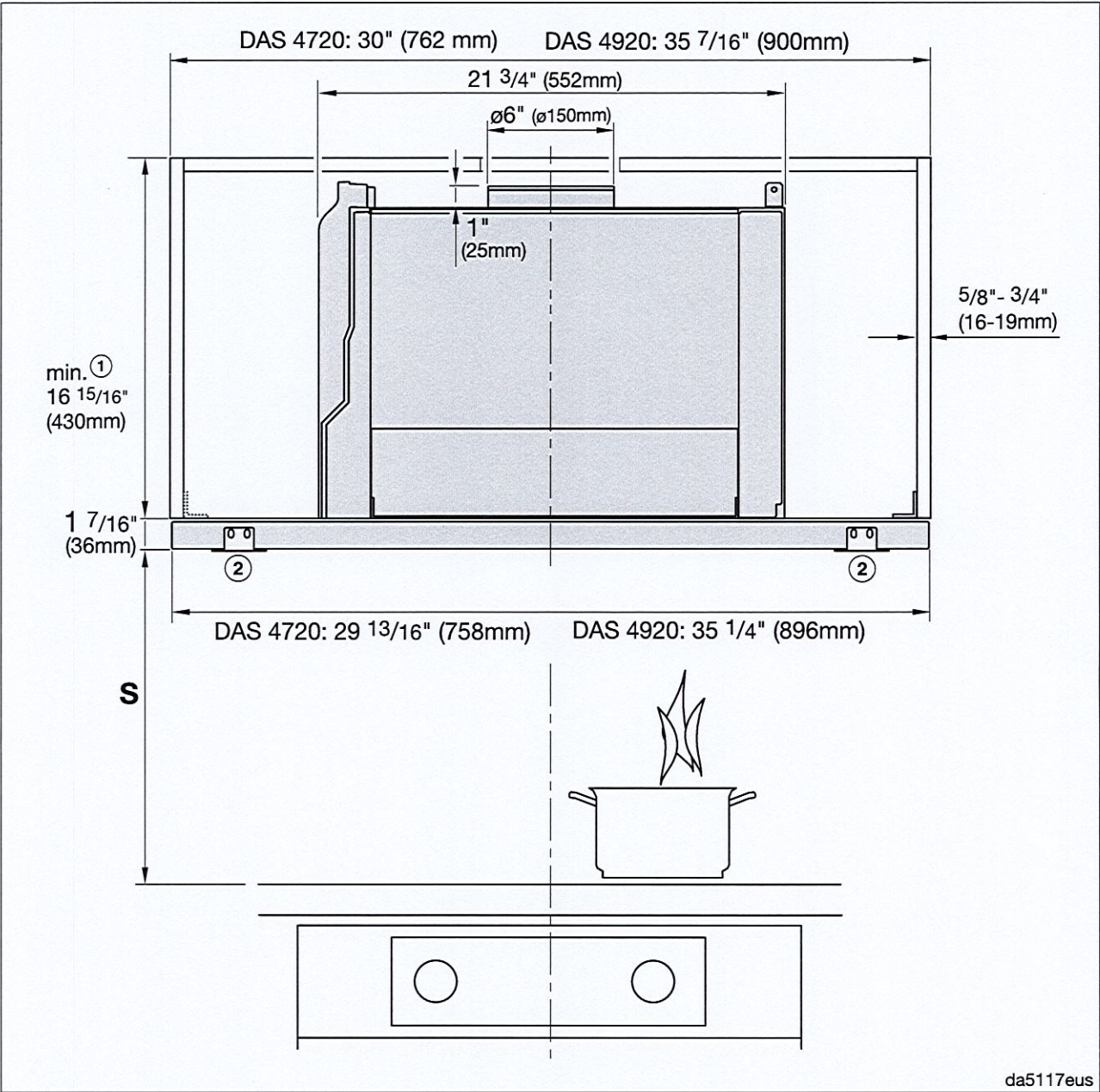
The drawing is not to scale.



Installation

pg 3

Diagram 2:  
DAS 4720 in a 30" (762 mm) wide cabinet  
DAS 4920 in a 35 7/16" (900 mm) wide cabinet



The drawing is not to scale.  
See diagram 1 for side view.