

CONSTRUCTION SUMMARY - PARTIAL ONLY  
Charisma Condominiums - Genazzano Highrises Inc.

PURCHASER: Carmen AYALA

TEL:

LOT NUMBER	PHASE	HOUSE TYPE	REG. PLAN #		
PH103	East	E1434			
INV#	QTY	EXTRA / CHANGE			

CABINETRY

25,871 25Aug22	1 - KITCHEN CABINETS-MONACO 805 AMAZON BROWN Note:
25,871 25Aug22	1 - KITCHEN ADD LIGHT VALANCE- NO ELECTRICAL Note:

CABINETRY ACCESSORIES

27,315 25Aug22	1 - KITCHEN- DELETE UPPER CABINETS ABOVE STOVE- PURCHASER TO INSTALL HOOD FAN. Note:
25,871 25Aug22	2 - KITCHEN ADD 2 SETS OF POT DRAWERS ON ISLAND- Note:
25,871 25Aug22	1 - ISLAND - ADD SPACE FOR WINE FRIDGE Note:

SPECS. Attached. ★

ELECTRICAL

RECEIVED

AUG 31 2023

25,871 25Aug22	1 - ISLAND ADD PLUG FOR FUTURE WINE FRIDGE Note:
25,871 25Aug22	1 - MAIN AND MASTER ENSUITE ADD PLUG NEXT TO TOILETS Note:

This Document is Extremely Time Sensitive - Printed 31 Aug 23 at 9:52



# PH 103 Genazzano

**KitchenAid®**  
FOR THE WAY IT'S MADE.®

## Wine Cellar

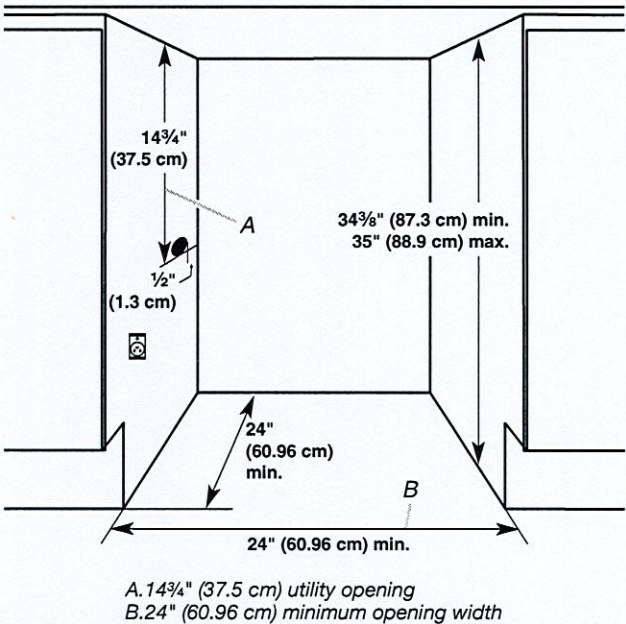
### PRODUCT MODEL NUMBERS

KUWL204E	KUWL304E
KUWR204E	KUWR304E

**Electrical:** A 115 volt, 60 Hz., AC only, 15- or 20-amp fused, grounded electrical supply is required. It is recommended that a separate circuit serving only your wine cellar be provided. Use an outlet that cannot be turned off by a switch. Do not use an extension cord.

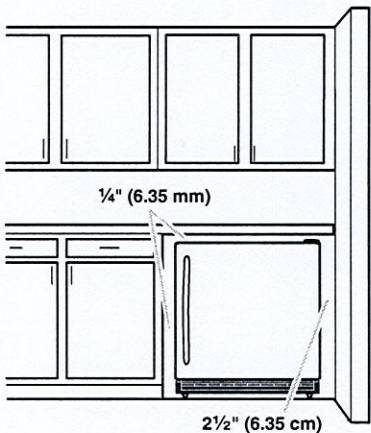
**NOTE:** Before performing any type of installation, cleaning, or removing a light bulb, unplug wine cellar or disconnect power.

### OPENING DIMENSIONS



- Height dimensions are shown with the leveling legs extended to the minimum height.  
**NOTE:** When leveling legs are fully extended, add 5/8" (15 mm) to the height dimensions.
- If the floor of the opening is not level with the kitchen floor, shim the opening to make it level with the kitchen floor.


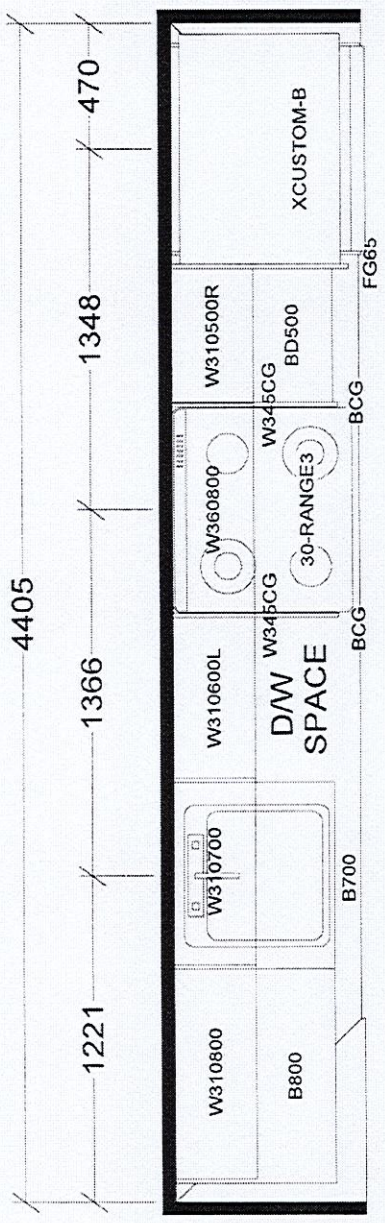
### LOCATION REQUIREMENTS



- For the wine cellar to be flush with the front of the base cabinets, remove any baseboards or moldings from the rear of the opening. See "Opening Dimensions" later in this section.
- It is recommended that you do not install the wine cellar near an oven, radiator, or other heat source.
- Do not install in a location where the temperature will fall below 55°F (13°C). For best performance, do not install the wine cellar behind a cabinet door or block the base grille.



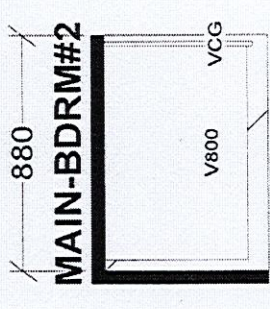

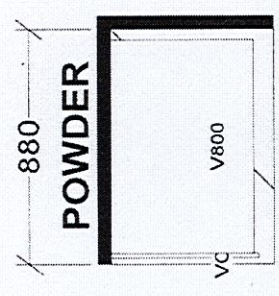
Light Valance



KITCHEN

BASE & VANITY CABINETS ON ADJUSTABLE LEGS

PENTHOUSE SUITES  
EAST TOWER X2



Selba Industries				J #
W WDTH	W HGHT	W CNT	This drawing is the intellectual property of SELBA INDUSTRIES INC. and is an original design which must not be released or copied unless applicable fee has been paid or job order placed.	
FLOOR HGHT	DOOR HGHT			
ST CENT	2X4	VENT BOX COVER	DESIGNER: KS	JOB NUMBER:
DATE: OCT 27 20/rev'd Dec 11 20			BUILDER: GREENPARK	
			SITE: CHARISMA EAST & WEST	
			MODEL: PENTHOUSE E1434	
			LOT #:	