

CONSTRUCTION SUMMARY			
Charisma Condominiums - Genazzano Highrises Inc.			
PURCHASERS: Gustavo J. VALENTE and Ellen Cristina P. F. VALENTE		Selba - Const - Mayfair - Mayee	
		RECEIVED	TEL:
Unit 3, Level 25 (PH112-West)	Floor Plan E1456	OCT 16 2023	

CABINETRY

1 - CABINETRY PROVISION - PROVISION FOR PLUG ON ISLAND (PLUG EXTRA ORDERED SEPARATELY)see sketch to be done on BACK panel side of island. 16Oct23 Note:	
4 - KITCHEN ADD 4 DOVETAIL DRAWERS IN TOE KICKS- SEE SKETCH- 29Mar22 Note:	
1 - KITCHEN- BI STEAM OVEN WITH SPEED OVEN FLUSH INSTALL 29Mar22 Note:	
1 - KITCHEN- DISHWASHER PANEL 29Mar22 Note:	
1 - KITCHEN WITH 30 " COOKTOP AND POT DRAWERS BELOW 29Mar22 Note:	
1 - UPGRADE 2 KITCHEN STANDARD LAYOUT 29Mar22 Note:	
1 - BEDROOM 2 ENSUITE UPGRADE 1 CABINET 29Mar22 Note:	
1 - MASTER ENSUITE-UPGRADE 2 CABINET 29Mar22 Note:	
1 - MASTER ENSUITE UPGRADED HARDWARE FOR VANITY-435SB 29Mar22 Note:	

CABINETRY ACCESSORIES

1 - MAIN AND BED 2 ENSUITE CABINETS ADD SOFT CLOSE DOORS ONLY- 13Oct23 Note:	
1 - MASTER ENSUITE CABINETS ADD SOFT CLOSE DOORS AND DRAWERS 13Oct23 Note:	
1 - KITCHEN ADD TOP DRAWER ON TOP OF RECYCLE BIN 10Aug22 Note:	
1 - DELETE HARDWARE FOR KITCHEN- DO NOT INSTALL PURCHASE TO INSTALL AFTER CLOSING 29Mar22 Note:	
1 - ADD 7 SOFT CLOSE PULL OUT SHELVES IN PANTRY 29Mar22 Note:	
1 - KITCHEN- LEAVE SPACE FOR WINE FRIDGE ON ISLAND 29Mar22 Note:	
1 - KITCHEN-SOFT CLOSE DOORS AND DRAWERS 29Mar22 Note:	
1 - KITCHEN- MODIFIED CROWN- 29Mar22 Note:	



CONSTRUCTION SUMMARY			
Charisma Condominiums - Genazzano Highrises Inc.			
PURCHASERS: Gustavo J. VALENTE and Ellen Cristina P. F. VALENTE			TEL:
Unit 3, Level 25 (PH112-West)	Floor Plan E1456		
1 - BEDR2 ENSUITE COUNTERTOP UPGRADE 29Mar22 Note:			
1 - MASTER ENSUITE- UPGRADED QUARTZ 29Mar22 Note:			
1 - UPGRADED COUNTERTOP IN KITCHEN-AND BACKSPLASH 29Mar22 Note:			



COUNTER TOP AND BACKSPLASH

1 - KITCHEN COUNTERTOP UPGRADE EDGE 29Mar22 Note:	
1 - KITCHEN ISLAND – ADD WATERFALL LEGS – FOR ISLANDS LEGS APPROX. 914 MM WIDE 29Mar22 Note:	

DOORS AND TRIM

1 - FOYER- DELETE SLIDING MIRROR DOORS AND ADD STANDARD PANEL DOORS 29Mar22 Note:	
--	--

ELECTRICAL

1 - KITCHEN ISLAND INSTALL 2 PLUGS ON ISLAND ON THE PANEL SIDE- SEE SKETCH 16Oct23 Note: Revised Sketch Back	
2 - LIVING AND DINING ROOM ADD LIGHT - SEE SKETCH 29Mar22 Note:	
1 - BEDROOM ADD A PLUG IN OPEN CLOSET- SEE SKETCH 29Mar22 Note:	
1 - ROUGH IN ELECTRICAL FOR BUILT IN APPLIANCES 29Mar22 Note:	
1 - 2 EXTRA PLUGS- ONE IN KITCHEN ONE IN ENSUITE- SEE SKETCH 29Mar22 Note:	
1 - ISLAND ADD A PLUG FOR WINE FRIDGE 29Mar22 Note:	
2 - ISLAND - ADD A PLUGS- SKETCH 29Mar22 Note: Back Panel - Revised Sketch	
1 - ELECTRICAL FOR LIGHT VALANCE 29Mar22 Note:	

MIRRORS AND GLASS

1 - MASTER ENSUITE- REVISED SHOWER ADD FRAMELESS GLASS ENCLOSURE WITH CHROME HINGES AND KNOB 07Mar22 Note:	
FOR CONFIRMATION ONLY - REMOVE WALL AT SEAT AND INSTALL GLASS	

PLUMBING

1 - MOEN 90 DEGREE POSI-TEMP TUB/SHOWER FAUCET WITH 3 FUNCTION TRANSFER VALVE/TRIM AND SLIDE BAR WITH HAND SHOWER – CHROME #TS2713EP/U361CI/UTS4172/62320/S3879EP/A721 29Mar22 Note: MASTER ENSUITE SHOWER-	
--	--



CONSTRUCTION SUMMARY			
Charisma Condominiums - Genazzano Highrises Inc.			
PURCHASERS: Gustavo J. VALENTE and Ellen Cristina P. F. VALENTE			TEL:
Unit 3, Level 25 (PH112-West)	Floor Plan E1456		
1 - KITCHEN- ADD THIN LIGHT VALANCE PROFILE 29Mar22 Note:			
1 - KITCHEN- ADD TILT UP DOORS 29Mar22 Note:			
1 - KITCHEN- ADD RECYCLE BIN ON ISLAND 29Mar22 Note:			
1 - KIITCHEN- ADD SPICE DRAWER ON ISLAND 29Mar22 Note:			
1 - KITCHEN- ADD POT DRAWERS UNDER SINK CABINET 29Mar22 Note:			
2 - KITCHEN -ADD 2 SET OF POT DRAWERS ON PERMIMETER AND ON ISLAND - SEE SKETCH 29Mar22 Note:			
1 - KITCHEN- BUILT IN FRIDGE WITH DOOR PANELS 29Mar22 Note:			
1 - KITCHEN - MODIFY PANTRY DOOR 29Mar22 Note:			
1 - KITCHEN DIFFERENT COLOUR ON ISLAND 29Mar22 Note:			

CERAMIC TILE

1 - BEDROOM 2 ENSUITE UPGRADED TILES FLOOR AND TUB 29Mar22 Note:	
1 - MAIN BATH UPGRADED TILES- FLOOR AND SHOWER -SHOWER FLOOR MOSAICS RMD MACRO 12X12 29Mar22 Note:	
1 - MASTERE ENSUITE FLOOR AND SHOWER UPGRADED 4 TILE- 24X24-MOSAICS IN SHOWER FLOOR 29Mar22 Note:	

CONSTRUCTION

1 - BEDROOM- DELETE CLOSET DOORS AND WIRE SHELVING- SEE SKETCH 29Mar22 Note:	
1 - SMOOTH CEILING - IN 3 BEDROOMS 29Mar22 Note:	
1 - MASTER ENSUITE- ENLARGE SHOWER AS PER SKETCH- ADD A SEAT AND RELOCATE TOILET. 07Mar22 Note:	
FOR CONFIRMATION ONLY - SEAT MATERIAL IS STANDARD WHITE QUARTZ	
1 - MASTER ENSUITE- REMOVE BATH TUB AND INSTALL IN BEDROOM 2 ENSUITE 07Mar22 Note:	

COUNTER TOP

1 - MAIN BATH UPGRADED VANITY COUNTERTOP 29Mar22 Note:	
---	--



<div>CONSTRUCTION SUMMARY</div> <div>Charisma Condominiums - Genazzano Highrises Inc.</div> <div>PURCHASERS: Gustavo J. VALENTE and Ellen Cristina P. F. VALENTE<div>TEL:</div></div>			
Unit 3, Level 25 (PH112-West)	Floor Plan E1456		
1 - KITCHEN ADD SOAP DISPENSER- 29Mar22    Note: <b>MOEN #3942 CHROME INSTALLED TO THE RIGHT OF THE SINK</b>			
1 - KITCHEN UPGRADED UNDERMOUNT KITCHEN SINK- BLANCO ANDANO 29Mar22    Note: <b>BLANCO ANDANO U SPER SINGLE #401566</b>			
1 - KITCHEN – WATERLINE ROUGH-IN FOR STEAM OVEN- WITH DRAIN HOSE 29Mar22    Note:			
1 - KITCHEN – WATERLINE ROUGH-IN FOR FRIDGE 29Mar22    Note:			
EXTRAS AS PER OFFER			
1 Parking Unit - location to be selected by the Vendor at their sole discretion. Worksheet    Note:			

This Document is Extremely Time Sensitive - Printed 16 Oct 23 at 13:36



P# 112

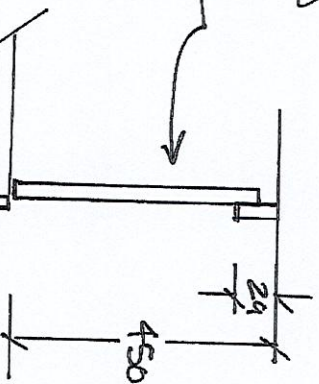
Charisma



29 H.

MODIFIED CROWN  
(CRAFT TRIM)

SIDE VIEW



plug



waterfall top



plug

This drawing is the intellectual property of  
SELBA INDUSTRIES INC. and is an  
artistic  
interpretation of the general  
appearance of the design. It is  
not meant to be an exact rendition.

2020  
TECHNOLOGIES

Designed: 3/22/2022  
Printed: 3/22/2022

REV MMR 28/22

CHARISMA PENTHOUSE 112-FINAL

LAYOUT

Drawing #: 1