

HIGHCASTLE HOMES - COLOUR SCHEDULE

Purchaser:SHERRY L. HOBE

Telephone Res. / Bus:(905) 439-4515 / (416) 365-9320

Decor Advisor:Caroline Rajcsanyi

Property: 91Phase: 2 of Plan - S-C-2007-004

Project: 2174372 Ontario Ltd.

Model and Elevation: The Davenport (33-3) Opt Ensuite Elev B

KITCHEN AND VANITIES

	Cabinet	Counter	Hardware
Kitchen	Lv3 - Boston Maple - Espresso CL	Lv1 - GR-Serenata	9677 Handle
Main Bathroom	Lv1 - Manchester Oak - Noce Nero CL	Calcutta Marble 4925K-07	9677 Handle
Ensuite Bathroom	Lv1 - Slab PVC - White Sugar	Girona Cavern 4897K-52	9677 Handle
Opt. Breakfast Bar	Counter Height/Flush	Kitchen Hood Fan	Accommodate for over-range microwave
		Kitchen Upper Height	77 cm - Standard

Stove opening – if not specified will be set to builders standard opening of approximately 30 in width  
Fridge Opening – if not specified will be set to builders minimum opening of approximately 33 x71 height (townhouses)  
- if not specified will be set to builders minimum opening of approximately 36 x 71 height (singles)

Slide in Stove

☒ Yes☐ No

Counter top Edge

Kitchen

Single Edge (3/4") Top Bevelled

Opt. Kitchen Extras

PARQUET / HARDWOOD OR BROADLOOM

Kitchen / Breakfast	N/A	Master Bedroom	Lv1 -TXP135 Lv1 - T15
Great Room	*Oak Strip Lauzon Essential Expert 4 1/8" x 3/4"-Graphite	Bedroom 2	Lv1 -TXP135 Lv1 - T15
Living / Formal Room	N/A	Bedroom 3	Lv1 -TXP135 Lv1 - T15
Dining Room	N/A	Bedroom 4	N/A
Family Room	N/A		
Main Hall	N/A		
Main Stairs	Lv1 -TXP135 Lv1 - T15		
Upper Hall	Lv1 -TXP135 Lv1 - T15		
Com. Centre/Home Office	N/A		
Main Stair Landing	Lv1 -TXP135 Lv1 - T15	Basement	N/A
Library/Den/Study	N/A	Basement Landing	N/A
In Law Suite	N/A	Basement Stairs	Paint Grade (Grey)

Carpet Runner

☐ Yes☒ No

Underpad Main Floor	Underpad 2nd Floor	Underpad Main Stairs
NA	Lv1 Underpad-standard	Lv1 Underpad-standard

Opt. Flooring Extras

FLOOR AND WALL TILES

	Floor Tile	Wall Tile	Decor	Listello
Front Foyer	1-13x13, New Reeds, Brown			
Main Hall	1-13x13, New Reeds, Brown			
Kitchen/Breakfast	1-13x13, New Reeds, Brown			
Powder Room	1-13x13, New Reeds, Brown	Kitchen Backsplash	N/A	<input type="checkbox"/>
Laundry	1-13x13, Reflex, White	Pwdr Wall if Applicable	N/A	<input type="checkbox"/>

	Floor	Tub Wall	Shower Wall	Deck Skirt	Deck Splash	Decor	Listello
Main Bathroom	1-13x13, Reflex, White	1-8x10 Reflection, White	N/A	N/A	NA	<input type="checkbox"/>	<input type="checkbox"/>
Master Ens	1-13x13, Reflex, DK Brown	N/A	1-8x10 Reflection, DK Brown	1-13x13, Reflex, DK Brown	1-8x10 Reflection, DK Brown	<input type="checkbox"/>	<input type="checkbox"/>
						<input type="checkbox"/>	<input type="checkbox"/>
						<input type="checkbox"/>	<input type="checkbox"/>
						<input type="checkbox"/>	<input type="checkbox"/>
						<input type="checkbox"/>	<input type="checkbox"/>

Shower - Upgrade Floor

Opt. Tile Extras

HIGHCASTLE HOMES - COLOUR SCHEDULE

Purchaser: SHERRY L. HOBE  
Telephone Res. / Bus: (905) 439-4515 / (416) 365-9320  
Decor Advisor: Caroline Rajcsanyi

Property: 91Phase: 2 of Plan - S-C-2007-004  
Project: 2174372 Ontario Ltd.  
Model and Elevation: The Davenport (33-3) Opt Ensuite Elev B

PLUMBING / FAUCETS

Powder Room	Standard
Main Bath	Standard
Master Ensuite	Standard
2nd Ensuite	N/A
R.I. Bath	N/A

Kitchen Sink	*Undermount - APRON - GTA - 1100
Kitchen Faucet	Upgrade

Drain for 2nd floor Laundry ☐ Yes ☒ No

Waterline for fridge ☐ Yes ☒ No

Supply and install all toilet paper holders, towel bars and soap dishes ☐ Yes ☒ No

Whirlpool



Opt. Plumbing Extras

--

PAINTING

Wall Colour	Trim Colour	Railing Colour	Pickets Colour	Stair Colour
22 Warm Grey	Standard	*Stained as Floor	*Stained as Floor	Carpet On Stair

Opt. Paint Extras

--

MISCELLANEOUS

Railing Style RAILING - STANDARD - 1 5/16in oak picket, 2 1/2in oak handrail and 2 3/4in oak post.

Opt. Garage Door	*Yes-Grade Permitting	Opt. Side Door	NA	Stair Type	Standard
Interior Doors	Standard - Classique	Int. Door Hardware	*Pewter Knob	Ext. Door Hardware	*Pewter Exterior package
		Trim Style	Standard - 2 1/4in Case & 3in Baseboard		Cold Cellar <input type="checkbox"/>

Smooth Ceiling 1st Floor ☐ Yes ☒ No

Smooth Ceiling 2nd Floor ☐ Yes ☒ No

Supply and Install Standard Mirrors ☐ Yes ☒ No

Misc.

--

HEATING

Fireplace	Type	Mantle	Surround	Hearth

Air Conditioning ☒ Yes ☐ No

Hood Fan Duct ☒ 6 inch ☐ 8 inch ☐ 10 inch

Gas Provisions for Dryer ☐ Yes ☒ No

Gas Provisions for Stove ☐ Yes ☒ No

Gas Provisions for BBQ ☐ Yes ☒ No

Humidifier ☐ Yes ☒ No

Exterior Colour Scheme: Pre-selected By Vendor

NOTE: The Purchaser(s) agree(s) that:

a) Colours of materials are as close as possible to Vendor's selections, but not necessarily identical due to variances in manufacturing or manufacturers.

b) Purchaser(s) has checked and acknowledges accuracy of the above selections. Where omissions occur on the original colour selection sheet Purchaser(s) acknowledge that the Builder's selection will be final.

c) Upgrades or extras listed on this schedule will not be deemed part of the Agreement of Purchase and Sale. Any such upgrades or extras shall be null and void unless accompanied by a separate invoice and amendment. Said invoice must be paid in full.

d) The Purchaser(s) further agrees that in the event that the Vendor has preselected colours prior to the purchase of the house, the prescribed colours are final not withstanding that the Purchaser may have completed a colour selection schedule

e) The Purchaser(s) Acknowledges that once this colour schedule is signed and dated, no changes, additions or deletions will be permitted other than re-selection due to unavailability.

A \$350.00 (Per Occurance) change/administration fee will apply to above exceptions.

This Interior Colour Selection is final and approved by:

Signature: Sherry L. Hobe Date: JUNE 14/16

Printed 6/14/2016 12:43:38

Builder's Agent: Caroline Rajcsanyi Date: June 14, 16





## Highcastle Homes Décor Centre Disclaimers

Lot#: 91 Model: The Davenport (33-3) Opt Ensuite Elev B in Northglen (H) - 2174372 Ontario Ltd.

PURCHASER: SHERRY L. HOBE

TEL: RES.: 905-439-4515 BUS.: 416-365-9320

*Through years of doing business, we at Highcastle Homes have encountered issues beyond our control. The following disclaimers apply to all instances of Purchaser's Extras forms and all Interior Colour Scheme forms.*

### Fireplaces

Fireplace Marble: Due to the many variables that can affect the pattern and/or design, frequently the marble installed on the fireplace will not be identical to the samples. We will make every attempt to come as close to the samples as possible, but cannot be responsible for results which differ from the samples.

### Ceramic Floor Tile

Many variables including variegation can affect tile colour, pattern and/or design which mean installed tiles may not be identical to the samples. We will make every attempt to come as close as possible, but cannot be responsible for results which differ from the samples.

### Hardwood Flooring

The purchaser is advised that cupping and shrinkage are characteristics of hardwood flooring normal appearing some time after installation, and no warranty is provided by the flooring supplier with respect to such cupping and shrinkage. The vendor agrees to install any hardwood flooring ordered by the purchaser in good and workmanlike manner, but shall not be responsible for, and is hereby released by the purchaser from responsibility and liability for cupping and shrinkage of hardwood flooring.

Shrinking and expanding/cupping of the hardwood floors may occur if the humidity levels in the home are not kept at industry recommendations. If the hardwood floors shrink or expand due to the homeowner not complying with these levels, the hardwood floor will no longer be under warranty and it will be the homeowner's responsibility to repair the flooring.

### Stain Colours

Due to many variables that can affect the outcome of a stain colour on wood, staircases, railings, and fireplaces, will not be identical to samples. Factors such as density, age humidity, air temperature, and the uniqueness of each piece of wood can result in wide variations in darkness or lightness. We will make every attempt to come as close to the sample as possible, but cannot be responsible for results which differ from the samples.

Stain on pre-finished hardwood floors will not be an exact match to the stain colours available on stairs, pickets and rails. The purchaser is responsible for choosing the stain on these areas to their satisfaction.

### Appliances

All fridge openings are set to builder's standard width. Please advise Décor Centre at time of colour appointment if custom sizing of cabinets is required for any built-in appliances. The purchaser is responsible for costs and fees associated with changes to pre-manufactured kitchens made subsequent to colour appointments.

### Kitchen Cabinets

The kitchen you order/purchase will undoubtedly contain slight colour variations. The degree of these variations is virtually impossible to determine before the kitchen is installed in its intended location. The amount of and type of lighting will also affect various highlights in the finish. Note: No two pieces of wood are identical. Variations in colour tone and grain patterns make a perfect colour match virtually impossible. It is generally agreed that these variations add to the natural beauty of a wood kitchen.

Shrinking and expanding of the kitchen cabinets may occur if the humidity levels in the home are not kept at industry recommendations. If the cabinets shrink or expand due to the homeowner not complying with these levels, the cabinets will no longer be under warranty and it will be the homeowner's responsibility to repair the cabinets.

### Plaster Mouldings and Medallions

Plaster mouldings will not be installed in open to above areas or areas with 2 storey elements.

### Metal Spindles

Due to the characteristics of wrought iron railing production, it is possible for the wrought iron to develop a scale effect. This scale may or may not be totally covered during the painting process. In effect, once the wrought iron picket is painted, the paint may in effect amplify the iron scale depending on the colour chosen. This is a natural effect of wrought iron and should not be construed as a defect or damage.

I hereby acknowledge reading and understanding the above copy and will not hold Highcastle Homes responsible for any issues in relation to above.

Purchasers Signature(s): Sherry L. Hobe \_\_\_\_\_ Date: Aug 24/15

LOT 91  
- PH 2

Feb 04 2015 5:19PM

GRANITEC INC.

9058569192

p. 1

# granitec

## Edge Profiles

### Single Edge (3/4")



3/4" Square Edge



3/4" Top Bevel



3/4" Bullnose



3/4" Roman Ogee

### Double Edge Standard (1 1/2")



1 1/2" Square Edge



1 1/2" Top Bevel



1 1/2" Double Bevel

### Double Edge Upgrade (1 1/2")



1 1/2" Bullnose



1 1/2" Ogee Flush



1 1/2" Ogee Step Out

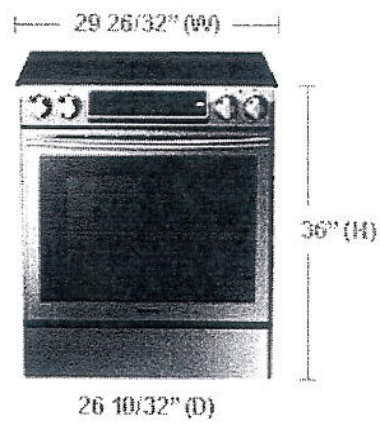
8001 Weston Road #3, Woodbridge, Ontario Tel: 905.856.0615 Fax: 905.856.9192  
www.granitec.ca sales@granitec.ca

Sign  
Sherry Hobe

Date  
Aug 24/15

Lot 91  
Northglenn 2.

## TECH SPECS



### Basic

- **Capacity (cu. ft.)**  
5.8 cu.ft.

### Control

- **Display**  
Guiding Light Touch Screen Control

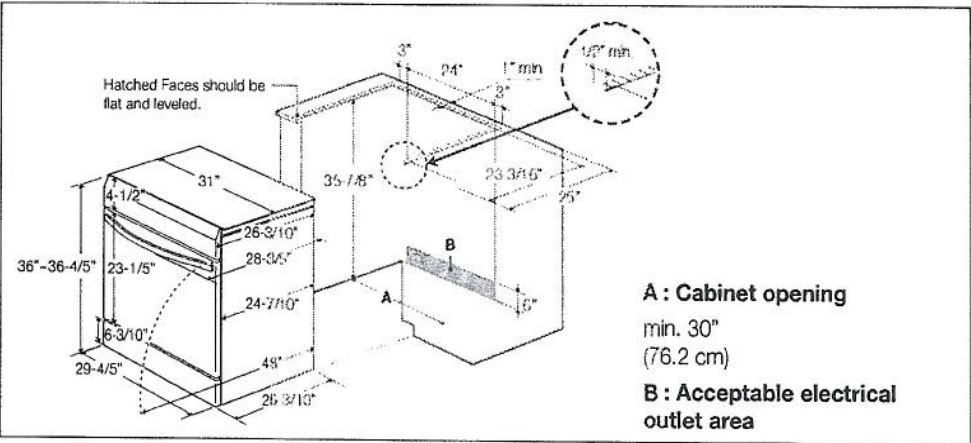


## CHECKING THE INSTALLATION SITE

### Clearances and dimensions

To install the range, refer to the following figure.

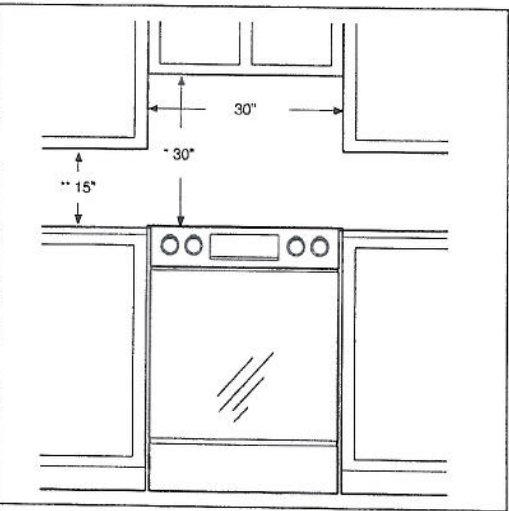
**CAUTION** This range has been designed to comply with the maximum allowable wood cabinet temperatures of 194 °F. Make sure the wall covering, countertops and cabinets around the range can withstand the heat (up to 194 °F) generated by the range. If not, discoloration, delamination or melting may occur.



\* If your cabinet have height over 36-4/5", this range cannot be installed without supporting unit like hard block.

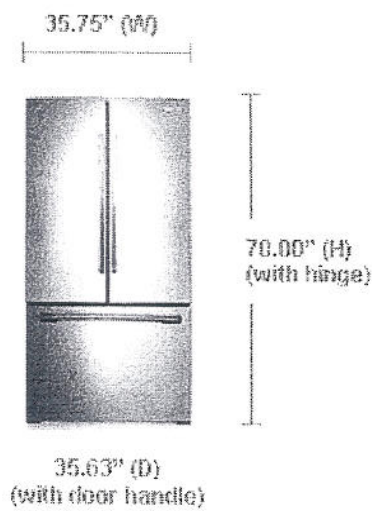
### Minimum dimensions

**★ IMPORTANT** To eliminate the risk of burns or fire caused by reaching over heated surface units, avoid having cabinet storage space located above the surface units. If you have cabinet storage space over the heating elements, you can reduce the risk by installing a range hood that projects horizontally a minimum of 5 inches beyond the bottom of the cabinets.



- \* 30" minimum clearance between the top of the cooking surface and the bottom of an unprotected wood or metal cabinet; or 24" minimum when the bottom of the wood or metal cabinet is protected by not less than 1/4" of flame retardant millboard covered with not less than no.28 MSG sheet steel, 0.015" stainless steel, 0.024" aluminum, or 0.020" copper.
- \*\* 15" minimum between the countertop and the adjacent cabinet bottom.

TECH SPECS



Capacity

- **Product Capacity**  
**Total**  
25.5  
  
**Freezer**  
7.9  
  
**Refrigerator**  
17.6

Physical Specifications

- **Dimensions**  
  
**Product (WxHxD)**  
35.75” x 68.66” x 33.27”  
  
**Cabinet Height with Hinge**  
70.00”  
  
**Cabinet Height without Hinge**  
68.66”  
  
**Net Depth with Door Handle**  
35.63”  
  
**Net Depth without Door Handle**  
33.27”

**Net Depth without Door**  
29.33"

**Shipping Dimensions (WxHxD)**  
38.58" x 75.79" x 36.22"

- **Weight**

**Product Capacity**  
131.5 kg (307.55 lbs)

**Shipping Weight**  
143.5 kg (334.00 lbs)



# Setting up your French Door Refrigerator

## GETTING READY TO INSTALL THE REFRIGERATOR

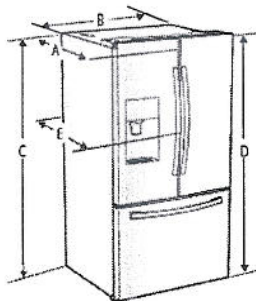
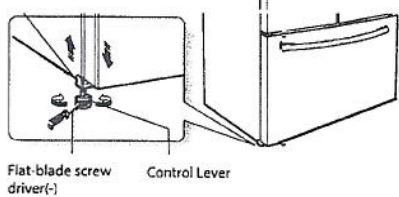
Congratulations on your purchase of this Samsung French Door Refrigerator. We hope you enjoy the state-of-art features and efficiencies that this new appliance offers.

Selecting the best location for the refrigerator  
Choose:

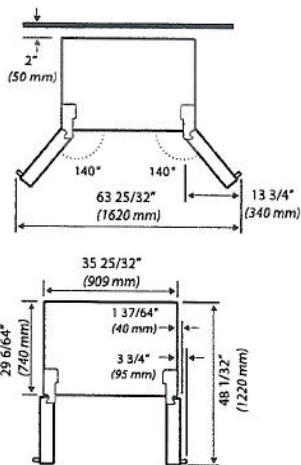
- A location with easy access to a water supply.
- A location without direct exposure to sunlight.
- A location with a level floor.
- A location with enough space for the refrigerator doors to open easily.
- A location that allows sufficient space to the right, left, back and top for air circulation.
- A location that allows you to move the refrigerator easily if it needs maintenance or service.
- Do not install the refrigerator where the temperature will go below 50°F (10°C).
- Do not locate the refrigerator where it may become wet.


### When moving your refrigerator

**CAUTION** To prevent floor damage, be sure the front adjusting legs are in the up position (above the floor). Refer to 'Adjusting the Level' in the manual (on page 9).



Model	RF260B**/ RF261B** / RF26H**
Depth "A"	33 27/32" (860mm)
Width "B"	35 25/32" (909mm)
Height "C"	68 3/8" (1737mm)
Overall Height "D"	70" (1778 mm)
Depth "E"	36 7/32" (920mm)




 The measurements here are based on the design dimension, which may differ depending on the measuring method.

# Bosch

24" Bar Handle Dishwasher

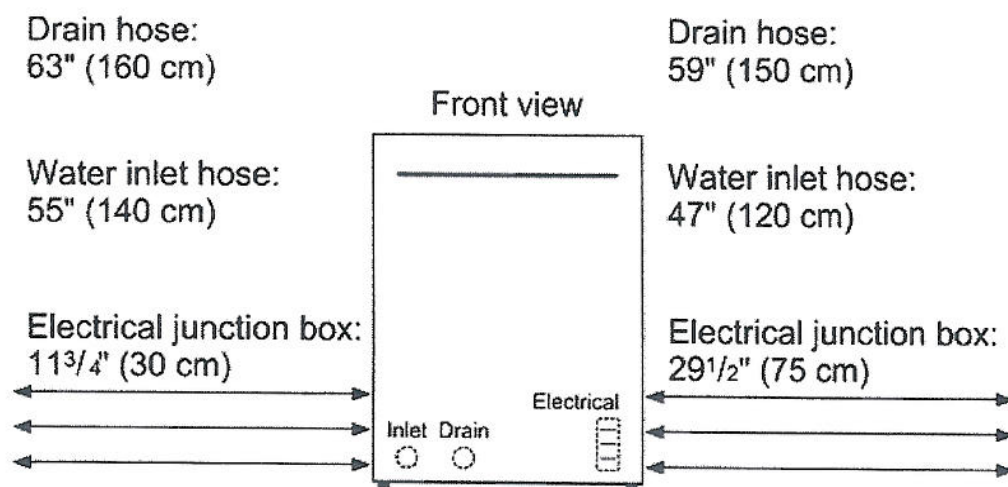
800 Plus Series- Stainless steel

SHX5ER55UC



## Dimensions & Weight

Overall appliance dimensions (HxWxD) (in)	34 1/16 " x 23 9/16 " x 22 7/16 "
Required cutout size (HxWxD) (in)	34 1/8 " x 24 " x 24 "
Length inlet hose (in)	55 1/8"
Net weight (lbs)	98 lbs



All connections are at the rear of the appliance.  
Extension for drain hose available as accessory.  
Power cord for connection to electrical outlet (3-prong plug)  
available as accessory.



[illegible]

DATE: Aug 24/18



CONSTRUCTION SUMMARY

Northglen (H) - 2174372 Ontario Ltd.

PURCHASER: SHERRY L. HOBE

TEL: RES.: 905-439-4515 BUS.: 416-365-9320

LOT / PHASE	REG. PLAN #	HOUSE TYPE		CLOSING DATE
91 / 2	S-C-2007-004	The Davenport (33-3) Opt Ensuite Elev B		05-Apr-16

Agreement of Purchase and Sale

2 1/4 INCH x 3/4 INCH NATURAL OAK HARDWOOD FLOORING IN GREAT ROOM OR FAMILY ROOM - AS PER PLAN (FROM BUILDERS STANDARD SAMPLES) <i>Worksheet</i> <i>Note:</i>	
GRANITE KITCHEN COUNTER TOP (FROM BUILDERS STANDARD SAMPLES) <i>Worksheet</i> <i>Note:</i>	
CENTRAL AIR CONDITIONER (FROM BUILDERS STANDARD SAMPLES) <i>Worksheet</i> <i>Note:</i>	





CONSTRUCTION SUMMARY

Northglen (H) - 2174372 Ontario Ltd.

PURCHASER: SHERRY L. HOBE

TEL: RES.: 905-439-4515 BUS.: 416-365-9320

LOT / PHASE	REG. PLAN #	HOUSE TYPE		CLOSING DATE
91 / 2	S-C-2007-004	The Davenport (33-3) Opt Ensuite Elev B		05-Apr-16

1) CONSTRUCTION

1 - DO NOT SUPPLY OR INSTALL ALL MIRRORS IN BATHROOMS 24Aug15 Note: 11,089/29529	
--	--

4) PLUMBING

1 - DOOR - FRAMED GLASS SHOWER DOOR (CLEAR GLASS WITH CHROME COLOURED FRAME) (MASTER ENSUITE) 24Aug15 Note: 11,089/29528	
1 - KITCHEN FAUCET - ALIGN, 7565 CHROME, 1 HOLE APPLICATION 24Aug15 Note: 11,089/29523	
1 - SINK - KITCHEN - UNDERMOUNTED (APRON SINK - SINGLE LARGE BOWL) - GTA-1100 24Aug15 Note: 11,089/29522	
1 - LAUNDRY ROOM - CHANGE WASHER/DRYER TO STACKABLE AND RELOCATE FREESTANDING TUB TO BESIDE STACKABLES (SEE PLAN) 24Aug15 Note: 11,089/29514	

5) ELECTRICAL

1 - CABLE JACK - ADDITIONAL - ROUGH-IN - ADD CABLE TO BEDROOM #3 (SEE PLAN FOR LOCATION) 14Jun16 Note: 11,091/31491	* NOTE *
1 - PLUG - INTERIOR RECEPTICAL BESIDE CABLE ON WALL OF GREAT ROOM FOR FUTURE WALL MOUNT TV 24Aug15 Note: 11,089/29519	

6) FLOORING & WALL TILE

1 - OAK - 3/4" X 4 1/8" ENGINEERED - UPGRADE FROM 3/4X 2 1/4 NATURAL OAK - - GREAT ROOM (UPGRADE FROM HARDWOOD) 24Aug15 Note: 11,089/29520	
--	--

8) FINISHING

1 - STAIN HANDRAIL AND PICKETS AND STRINGERS ONLY PER FLOOR 24Aug15 Note: 11,089/29521	
--	--

9) CABINETRY

1 - CABINETS - KITCHEN - LEVEL 3 14Jun16 Note: 11,091/31490	* NOTE *
1 - OPTIONAL BREAKFAST BAR (GRANITE) 24Aug15 Note: 11,089/29518	
1 - UPPER CABINETS-UPPER ANGLE CORNER CABINET PER UNIT-LEVEL 1 OR LEVEL 2 24Aug15 Note: 11,089/29517	
1 - ACCOMMODATE FOR MICROWAVE HOOD FAN COMBO 24Aug15 Note: 11,089/29515	
1 - BASE CABINETS-BASE PIE CUT CORNER-LEVEL 1 OR LEVEL2 24Aug15 Note: 11,089/29512	
1 - SLIDE IN STOVE PREP FOR GRANITE 24Aug15 Note: 11,089/29511	





CONSTRUCTION SUMMARY

Northglen (H) - 2174372 Ontario Ltd.

PURCHASER: SHERRY L. HOBE

TEL: RES.: 905-439-4515 BUS.: 416-365-9320

LOT / PHASE	REG. PLAN #	HOUSE TYPE		CLOSING DATE
91 / 2	S-C-2007-004	The Davenport (33-3) Opt Ensuite Elev B		05-Apr-16

CABINETRY - BATHROOM

2 - VANITY CABINETS-VANITY TOP DRAWER PRICE PER DRAWER (INCLUDES FALSE DRAWERS)-LEVEL 1 OR LEVEL 2 (MASTER ENSUITE) 24Aug15 Note: 11,089/29513	
--	--

WINDOWS AND DOORS

1 - DOOR - GARAGE TO INTERIOR - INCLUDING 3 WAY DOOR CLOSER 24Aug15 Note: 11,089/29527	
--	--

This Document is Extremely Time Sensitive - Printed 14 Jun 16 at 12:43