

Kingsmen (Thames) Inc. / Havelock Corners (Kingsmen)

Lot/Unit: 81 Phase/Building: 4B Model/Floor Plan: Philip (4202) Elev B 4 Bed - 2+1 Bath

CABINETRY

Inv.4873	1 - Purchaser has upgraded to a chimney hood fan... see spec's	
Line 62679	Note:	
22Jan21 / 26Jan21		
Inv.4873	1 - Purchaser has upgraded to a 36" stove opening in lieu of the std. 30" stove opening.	
Line 62680	Note:	
22Jan21 / 26Jan21		

CABINETRY ACCESSORIES

Inv.4873	4 - To supply & install the LIGHT VALANCE - LIGHT VALANCE IS NOW APPROXIMATELY 2INCHES 50MM HIGH - - CLASSIC SERIES in the kitchen and service area....	
Line 62691	Note: NO ROUGH IN WIRES OR LIGHTS HAVE BEEN PURCHASED.	
22Jan21 / 26Jan21		

CABINETRY APPLIANCE - FRIDGE

Inv.4873	1 - To supply & install 66CM DEEP FRIDGE ENCLOSURE - COUNTER DEPTH WITH - 1 WALL - 1 66CM DEEP GABLE AND 1 66CM DEEP CABINET - THIS IS NOT A ZERO CLEARANCE ENCLOSURE. STANDARD HEIGHTS AND WIDTHS WILL BE USED. - CLASSIC SERIES in the kitchen...see sketch	
Line 62685	Note: See attached for fridge spec's.... ROUGH IN WATER LINE SOLD SEP.	
22Jan21 / 26Jan21		

CABINETRY BASE CABINETS

Inv.4873	1 - To supply & install an additional BANK OF DRAWERS CABINET - - SIZE SUBJECT TO FLOOR PLAN - CLASSIC SERIES in the kitchen... see sketch # 1	
Line 62687	Note:	
22Jan21 / 26Jan21		

CABINETRY HOOD FANS

Inv.4873	1 - To supply & install the HOOD FAN - PRO COLLECTION (SCB72236) WALL MOUNT RANGE HOOD WITH 650 CFM FAN - 36 INCH in the kitchen... see spec's	
Line 62678	Note:	
22Jan21 / 26Jan21		

CABINETRY MICROWAVE OVEN STOVE COOKTOP

Inv.4873	1 - To accomodate for the future BUILT-IN TALL APPLIANCE CABINET WITH DRAWER - S BELOW FOR PANEL-MOUNT - PROUD - OR TRIM KIT INSTALLATIONS - TRIM KIT REQUIRED - SUPPLY ALL SPECS AND INSTALLATION GUIDES - COUNTER DEPTH - CLASSIC SERIES in the kitchen...	
Line 62683	Note: See sketch # 1	
22Jan21 / 26Jan21		
Inv.4873	1 - To accomodate for a future 36" COOKTOP CABINET WITH FALSE TOP DRAWER AND POTS AND PANS DRAWERS BELOW - SUPPLY SPECS - CLASSIC SERIES in the kitchen... see spec's See sketch # 1	
Line 62681	Note:	
22Jan21 / 26Jan21		

Kingsmen (Thames) Inc. / Havelock Corners (Kingsmen)

Lot/Unit: 81 Phase/Building: 4B Model/Floor Plan: Philip (4202) Elev B 4 Bed - 2+1 Bath

CABINETRY PANTRY

Inv.4873	2 - To supply & install approx. 19" + - wide PANTRY 66 CM DEEP IN LIEU OF UPPER - BASE - COUNTER DEPTH - CLASSIC SERIES in the kitchen... see sketch # 1	
Line 62686	Note:	
22Jan21 / 26Jan21		

CABINETRY VANITY

Inv.4873	1 - To supply & install a VANITY BANK OF DRAWERS - - CLASSIC SERIES in the master ensuite... see sketch # 2	
Line 62692	Note:	
22Jan21 / 26Jan21		
Inv.4873	1 - To supply & install a VANITY BANK OF DRAWERS - - CLASSIC SERIES in the main bathroom... see sketch # 2	
Line 62693	Note:	
22Jan21 / 26Jan21		

CABINETRY WALL AND HUTCH

Inv.4873	1 - To supply & install a COMBO - DOUBLE-DOOR CABINET WITH - 2 GLASS DOORS AND FINISHED INTERIOR - SPECIFY CLEAR - GLASS - CLASSIC SERIES in the kitchen... see sketch # 1	
Line 62689	Note:	
22Jan21 / 26Jan21		

COUNTER TOP

Inv.4873	1 - To accomodate the quartz counter top for a 36" gas cook top in the kitchen..See spec's attached.... see sketch #1	
Line 62682	Note:	
22Jan21 / 26Jan21		
Inv.4873	1 - To supply & install a one pc. quartz shower niche in the master ensuite shower... see sketch # 2	
	COLOUR: IMPERIAL WHITE	
Line 62667	Note:	
22Jan21 / 26Jan21		

ELECTRICAL

Inv.4873	1 - Do not supply or install the std. ceiling light in the foyer area, leave std. switch.	
	To supply & instal two LED pot lights in the foyer area, connected to the std. switch.. see sketch # 1	
Line 62670	Note:	
22Jan21 / 26Jan21		
Inv.4873	1 - Do not supply or install the std. light to the main floor hallway, leave switch	
	To supply & install one LED pot light to the main floor hallway, have this pot light connected to the std. switch..see sketch # 1	
Line 62671	Note:	
22Jan21 / 26Jan21		

Kingsmen (Thames) Inc. / Havelock Corners (Kingsmen)

Lot/Unit: 81 Phase/Building: 4B Model/Floor Plan: Philip (4202) Elev B 4 Bed - 2+1 Bath

Inv.4873	3 - Do not supply or install one of the standard ceiling lights in the dining room, leave 3 way switch. To supply & install three LED pot lights in the dining room, have them connected to the std. 3 way switch... see sketch # 1	
Line 62672	Note: See sketch # 1 for location of the standard ceiling light in the dining room.	
22Jan21 / 26Jan21		
Inv.4873	1 - Relocate the std. ceiling light in the kitchen over to the Breakfast bar in the kitchen... see sketch # 1	
Line 62673	Note:	
22Jan21 / 26Jan21		
Inv.4873	4 - To supply & install FOUR LED pot lights in the kitchen area... see sketch # 1	
Line 62674	Note: These four pot lights will be connected to a sep. switch, switch is sold sep.	
22Jan21 / 26Jan21		
Inv.4873	1 - To supply & install AN ADDITIONAL SINGLE POLE SWITCH connected to the upgraded FOUR pot lights in the kitchen.	
Line 62675	Note:	
22Jan21 / 26Jan21		
Inv.4873	1 - Relocate the std. ceiling light from the upper stair landing to the O.T.B. area on the second floor... see sketch # 2	
Line 62676	Note:	
22Jan21 / 26Jan21		
Inv.4873	1 - To supply & install the standard T.V. rough in in the Great room and master bedroom... see sketch # 1 & # 2 To supply & install the standard Phone (CAT 5) rough in in the great room, master bedroom and bedroom #3..see sketch # 1 & # 2	
Line 62666	Note:	
22Jan21 / 26Jan21		
Inv.4873	1 - To SUPPLY AND INSTALL EXTRA 240 STOVE PLUG for the future built in wall oven / microwave in the kitchen... see spec's....see sketch #1	
Line 62684	Note:	
22Jan21 / 26Jan21		

FIREPLACE

Inv.4873	1 - To supply & install the FIREPLACE HEARTH - ONE SIDED FIREPLACE - MARBLE HEARTH to the F/P in the great room... see colour chart for details.	
Line 62700	Note:	
22Jan21 / 26Jan21		
Inv.4873	1 - To supply & install a Fan to the F/P in the great room..	
Line 62756	Note:	
22Jan21 / 26Jan21		

HARDWOOD

Inv.4873	1 - To supply & install the 3 1/2" Elements oak engineered hardwood to the upper hallway in lieu of the standard carpet... see colour chart for details.	
Line 62698	Note:	
22Jan21 / 26Jan21		

Kingsmen (Thames) Inc. / Havelock Corners (Kingsmen)

Lot/Unit: 81 Phase/Building: 4B Model/Floor Plan: Philip (4202) Elev B 4 Bed - 2+1 Bath

HEATING AND AIR CONDITIONING

Inv.4873	1 - As per Schdule "PE": Vendor to install capped gas line (rough in only) at rear of home for future BBQ locaion. Location to be finalized at vendors sole discretion.	
Line 62658	Note:	
22Jan21 / 26Jan21		
Inv.4873	1 - As per Schdule "PE": Vendor to install gas (rough in only) to kitchen in at stove locaion (as per plan) to include 110V code requirement.	
Line 62659	Note:	
22Jan21 / 26Jan21		
Inv.4873	1 - As per Schdule "PE": Vendor to supply & install air conditioning unit, sized accordingly, from vendors standard samples.	
Line 62660	Note:	
22Jan21 / 26Jan21		

MISCELLANEOUS

PAINT AND DRYWALL

Inv.4873	1 - To supply & install the coffered ceiling in the living room as per plan...see sketch # 1	
Line 62664	Note:	
22Jan21 / 26Jan21		

PLUMBING

Inv.4873	1 - To supply & install the service sink as per plan... see sketch # 1	
Line 62665	Note:	
22Jan21 / 26Jan21		
Inv.4873	1 - To supply & install a laundry tub, electrical for a future washer and dryer and ventto the exterior in the unfinished basment.. see sketch # 3 for approx. location. (includes rough in's)	
Line 62662	Note:	
22Jan21 / 26Jan21		
Inv.4873	1 - To supply & install the BLANCO QUATRUS under mount kitchen sink model # 401247 in the kitchen in lieu of the std. under mount kitchen sink... see spec's	
Line 62702	Note: Still to install the std. single hole kitchen faucet.	
22Jan21 / 26Jan21		
Inv.4873	1 - To supply & instlal the BLANCO QUATRUS U-BAR under mount sink model: 401245 in the service area off the kitchen in lieu of the std. service sink... see spec's	
Line 62703	Note: Still to install the std. single hole kitchen faucet.	
22Jan21 / 26Jan21		
Inv.4873	1 - To supply & install the MOEN Soap dispenser model 3942 in Chrome in the kitchen... see spec's.... see sketch # 1 for location of soap dispenser.	
Line 62704	Note:	
22Jan21 / 26Jan21		

RAILING

Kingsmen (Thames) Inc. / Havelock Corners (Kingsmen)

Lot/Unit: 81 Phase/Building: 4B Model/Floor Plan: Philip (4202) Elev B 4 Bed - 2+1 Bath

Inv.4873	1 - To supply & install the RAILING - UPGRADE 2 - METAL HANDRAIL WINDSOR IN OAK - PICKETS STEEL ½ INCH ROUND, SINGLE SPOON/PLAIN, WITH SHOES IN GUNMETAL - POSTS 3½ INCH SQUARE, CHAMFERED, WITH CAP OAK IN OAK in lieu of the std. pickets and rails..	
Line 62701	Note: throughout, where applicable.	
22Jan21 / 26Jan21		

TILE - FLOOR

Inv.4873	1 - To supply & install the UPGRADE 3 - FLOOR TILE - STACKED - FOYER TILE area in lieu of the standard floor tiles... see colour chart for details... see sketch # 1 for direction of tile.	
Line 62694	Note:	
22Jan21 / 26Jan21		
Inv.4873	1 - To supply & install the UPGRADE 3 - FLOOR TILE - STACKED - MUD ROOM TILE area in lieu of the standard floor tiles... see colour chart for details... see sketch # 1 for direction of tile.	
Line 62695	Note:	
22Jan21 / 26Jan21		
Inv.4873	1 - To supply & install the UPGRADE 3 - FLOOR TILE - STACKED - POWDER ROOM TILE area in lieu of the standard floor tiles... see colour chart for details... see sketch # 1 for direction of tile.	
Line 62696	Note:	
22Jan21 / 26Jan21		
Inv.4873	1 - To supply & install the UPGRADE 3 - FLOOR TILE - STACKED - KITCHEN / BREAKFAST AREA TILE area in lieu of the standard floor tiles... see colour chart for details... see sketch # 1 for direction of tile.	
Line 62697	Note: to include ther service area.	
22Jan21 / 26Jan21		

EXTRAS AS PER OFFER

5 FREE APPLIANCES ? STAINLESS STEEL FRONT - FRIDGE: STOVE AND DISHWASHER. WHITE WASHER AND DRYER (SUPPLIED ONLY, NOT INSTALLED, FROM BUILDERS STANDARD LINE) TO ARRANGE DELIVERY ? CALL THE BRICK COMMERCIAL SALES DIVISION AT 1-877-353-2850. <i>Worksheet</i> Note:	
VENDOR TO INSTALL CAPPED GAS LINE (ROUGH-IN ONLY) AT REAR OF HOME FOR FUTURE BBQ LOCATION. LOCATION TO BE FINALIZED AT VENDORS SOLE DISCRETION. <i>Worksheet</i> Note:	
VENDOR TO INSTALL GAS LINE (ROUGH-IN ONLY) TO KITCHEN IN AT STOVE LOCATION (AS PER PLAN) TO INCLUDE 110V CODE REQUIREMENT. <i>Worksheet</i> Note:	
VENDOR TO SUPPLY & INSTALL AIR CONDITIONING UNIT, SIZED ACCORDINGLY, FROM VENDORS STANDARD SAMPLES. <i>Worksheet</i> Note:	

Purchasers: FRADIE-NOL VICERRA UNIANA & MARILYN J LProperty: 81 of Plan - Draft Approval SB17-03-08
Telephone Res. / Bus: / Project: Kingsmen (Thames) Inc.
Decor Advisor: Barbara Coccia Model and Elevation: Philip (4202) Elev B 4 Bed - 2+1 Bath

Layout Changes: ☐ Yes ☒ No Sketch Attached: ☒ Yes ☐ No Exterior Colour Scheme:

1. Cabinetry	Style and Colour	Counter Top	Hardware
Kitchen / Breakfast	#3 Charleston 3DL Moonlight	#1 C/S #9141 Ice Snow 3cm	12843 Handle
Kitchen Island	#3 Charleston 3DL Moonlight	#1 C/S #9141 Ice Snow 3cm	12843 Handle
Laundry Room	/	/	/
Powder Room	#3 Manchester Maple Shale Grey CL	Calcutta Marble 4925K-07	12843 Handle
Main Bathroom	#3 Charleston 3DL Orchid	Cippolino Grigio 1882K-52	12843 Handle
Master Ensuite Bathroom	#3 Charleston 3DL Moonlight	Leche Vesta 4987K-07	12843 Handle
Second Ensuite Bathroom (If Applicable)	/	/	/
	/	/	/
	/	/	/

Appliances Custom Size Fridge Valance Lighting Microwave / Range Hood
☒ Yes ☐ No ☒ Yes ☐ No ☐ Yes ☒ No
Cooktop / Rangetop Built in Wall Oven Slide-in Range
☒ Yes ☐ No ☒ Yes ☐ No ☐ Yes ☒ No

Comment

2. Flooring	Selection
Foyer	**UPG #3: 12x24" Mayfair Statuario Venato HD Polished Rect. Porcelain STACKED
Main Hall	3 1/2" Elements Oak Wolfhound
Back Hall	/
Breakfast	**UPG #3: 12x24" Mayfair Statuario Venato HD Polished Rect. Porcelain STACKED
Laundry Room	13x13" Malena Ice
Kitchen	**UPG #3: 12x24" Mayfair Statuario Venato HD Polished Rect. Porcelain STACKED (Including Serv.)
Powder Room	**UPG #3: 12x24" Mayfair Statuario Venato HD Polished Rect. Porcelain STACKED
Main Bathroom	13x13" Malena Carbon
Master Ensuite	13x13" Malena Ice SH/FL: 2x2" Soho Warm Grey Matte
Bathroom (If Applicable)	/
Mud Room	**UPG #3: 12x24" Mayfair Statuario Venato HD Polished Rect. Porcelain STACKED
Master Shower Jamb	Anatolia Marmiline SNOW
Living Room	3 1/2" Elements Oak Wolfhound
Dining Room	3 1/2" Elements Oak Wolfhound
Family / Great Room	3 1/2" Elements Oak Wolfhound
Den / Library / Study	/
Basement Landing (If Applies)	/
Lower Landing (If Applicable)	3 1/2" Elements Oak Wolfhound
Upper Landing	3 1/2" Elements Oak Wolfhound
Upper Hall	**3 1/2" Elements Oak Wolfhound
Master Bedroom	Stylish Story I, # 945 Felt Hat
Bedroom #2	Stylish Story I, # 945 Felt Hat
Bedroom #3	Stylish Story I, # 945 Felt Hat
Bedroom #4	Stylish Story I, # 945 Felt Hat
Bedroom #5	/
	/

Flooring Continued on Page 2



Initial: _____

Purchasers: FRADIE-NOL VICERRA UNIANA & MARILYN J L **Property:** 81 of Plan - Draft Approval SB17-03-08
Telephone Res. / Bus: / **Project:** Kingsmen (Thames) Inc.
Decor Advisor: Barbara Coccia **Model and Elevation:** Philip (4202) Elev B 4 Bed - 2+1 Bath

2. Flooring - Continued -





Upgrade Underpad	Type	Area
	Standard	Master, Bedroom #2, #3 & #4
Carpet on Stairs	Capped	Runner - *Upgrade
Comment		

3. Plumbing Fixtures / Faucets

Kitchen	Standard	Second Ensuite	/	Powder Room	Standard
Master Ensuite	Standard			Other Room	/
Main Bathroom	Standard		/		
Comment	Note: The purchasers have upgraded to a undermount sink in the kitchen and the servery.. still to install the standard single hole faucet.				

4. Wall Tile

	Tile Selection	Listello	Insert	Insert Selection
Main Bathroom	8x10" Malena Ice	<input type="checkbox"/>	<input type="checkbox"/>	/
Master Ensuite				
Tub Deck	/	<input type="checkbox"/>	<input type="checkbox"/>	/
Tub Apron	/	<input type="checkbox"/>	<input type="checkbox"/>	/
Tub Surround	/	<input type="checkbox"/>	<input type="checkbox"/>	/
Shower Stall	8x10" Malena Carbon	<input type="checkbox"/>	<input type="checkbox"/>	/
Second Ensuite	/	<input type="checkbox"/>	<input type="checkbox"/>	/
	/	<input type="checkbox"/>	<input type="checkbox"/>	/
	/	<input type="checkbox"/>	<input type="checkbox"/>	/
Kitchen Backsplash	/	<input type="checkbox"/>	<input type="checkbox"/>	/
Complete Backsplash	/	<input type="checkbox"/>	<input type="checkbox"/>	/
Comment	Install the standard wall tile on the 10" side stacked horizontally where applicable in the master ensuite and main bathroom.			

5. Fireplace

	Living Room			Family Room			Other Room - Specify <input type="checkbox"/> Greatroom		
	Purchased	As Per Plan	N/A	Purchased	As Per Plan	N/A	Purchased	As Per Plan	N/A
Fireplace Type	<input type="radio"/>	<input type="radio"/>	<input type="radio"/>	<input type="radio"/>	<input type="radio"/>	<input type="radio"/>	<input type="radio"/>	<input checked="" type="radio"/>	<input type="radio"/>
Mantle Type							Front Facing		
Over Mantle							NF-08		
Colour / Stain							White		
Surround							/		
Hearth							**Girgio Carnico		
Comment									

Initial:

Purchasers: FRADIE-NOL VICERRA UNIANA & MARILYN J L **Property:** 81 of Plan - Draft Approval SB17-03-08
Telephone Res. / Bus: / **Project:** Kingsmen (Thames) Inc.
Decor Advisor: Barbara Coccia **Model and Elevation:** Philip (4202) Elev B 4 Bed - 2+1 Bath

6. Trim Carpentry

Door Hardware Standard Handle

Interior Trim Standard

Comment

Interior Doors

☐ 2 Panel Arch Top

☒ 2 Panel Square Top

☐ 6 Panel

Initial for Door Style



7. Railings and Pickets

Railing Package **Upgrade #2: Gunmetal Package

Railing Colour Elements Oak Wolfhound

Picket Colour Gunmetal

Wood Stairs ☐ No ☒ Oak

Tread Colour Elements Oak Wolfhound

Comment

8. Plaster Mouldings and Medallions

Foyer / /

Main Hall / /

Living Room / /

Dining Room / /

Family Room / /

Kitchen/Breakfast / /

Den/Library / /

Lower Landing / /

Comment

9. Wall Paint

Kingsmen White

Smooth Ceilings

☐ First Floor

☐ First Floor incl. Second Floor Hall

☐ First and Second Floor


☒ Throughout

☐ Not Applicable

Trim Paint Kingsmen White


10. Additional Comments

11. Disclaimers and Notes


- Colours of all materials are as close as possible to builder's selection, but not necessarily identical due to variances in manufacturing.
- Any extras listed above are null and void unless accompanied by a separate invoice/amendment. Said invoice must be paid in full.
- The Purchaser acknowledges that after Interior Colour Selection form is signed and dated, no further changes will be permitted other than re-selection due to unavailability.  Purchaser's Initials
- The Purchaser acknowledges reading and accepting the "Kingsmen Group Décor Centre Disclaimers" form. This document contains other miscellaneous disclaimers.

This Interior Colour Selection is final and approved by:

Purchaser:

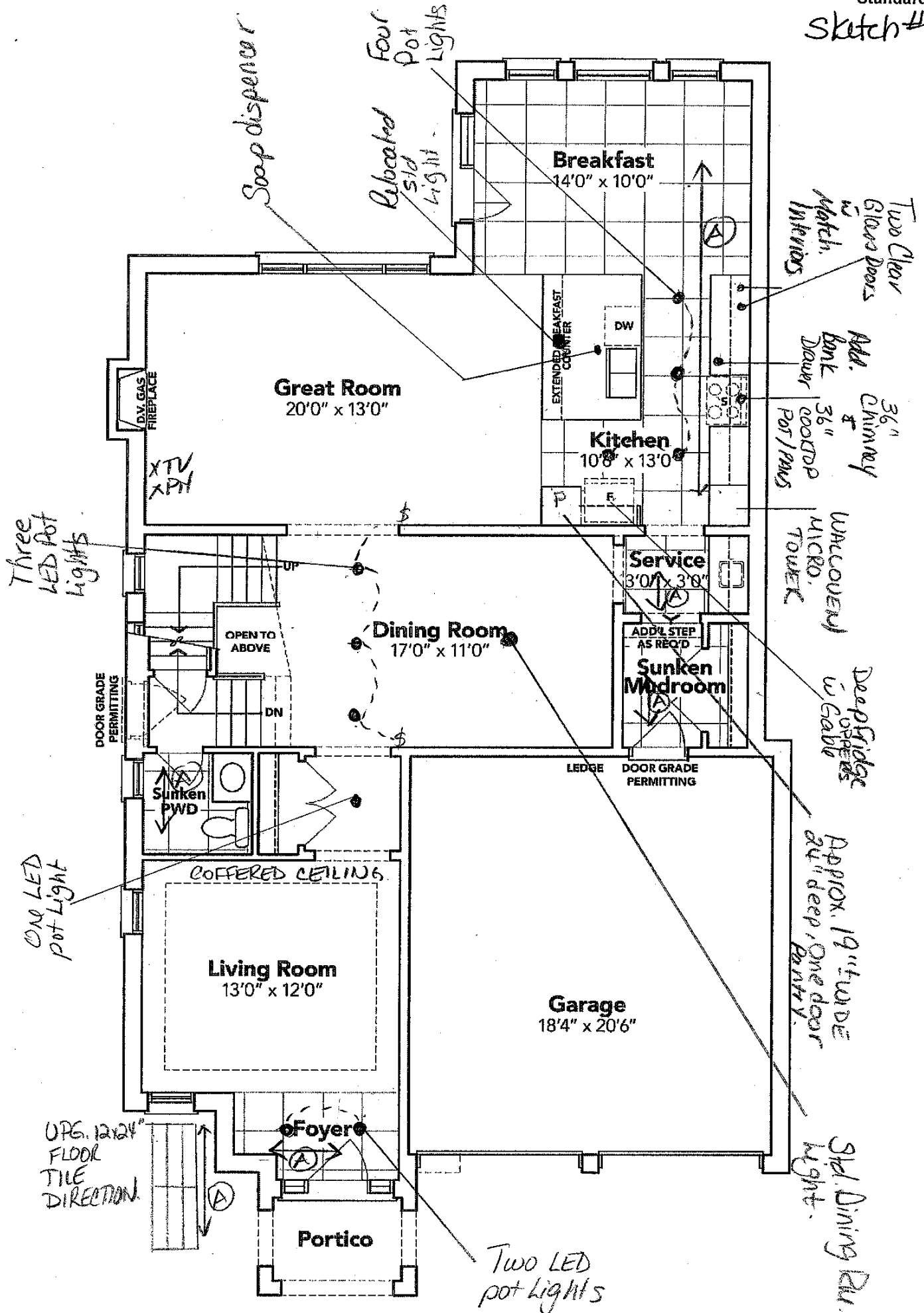
Signature:  **Date:** 01/21/2021

Signature:  **Date:** 01/21/2021

Vendor: 
Kingsmen (Thames) Inc.

SCHEDULE "B-1"
Floor Plan

4B-81 Lot 81
Phase 4B
Model: Philip (4202) Elev B 4 Bed - 2+1 Bath
Standard
Sketch #1



GROUND FLOOR EL. B

The floor plans and elevations shown are pre-construction plans and may be revised or improved as necessitated by architectural controls and the construction process. The measurements adhere to the rules and regulations of the TARION Warranty Corporation's official method for the calculation of floor area. Materials, specifications and floor plans are subject to change without notice. All house renderings are artist's concept only. Actual usable floor space may vary from the stated floor area. All options shown are upgrades. E. & O. E.

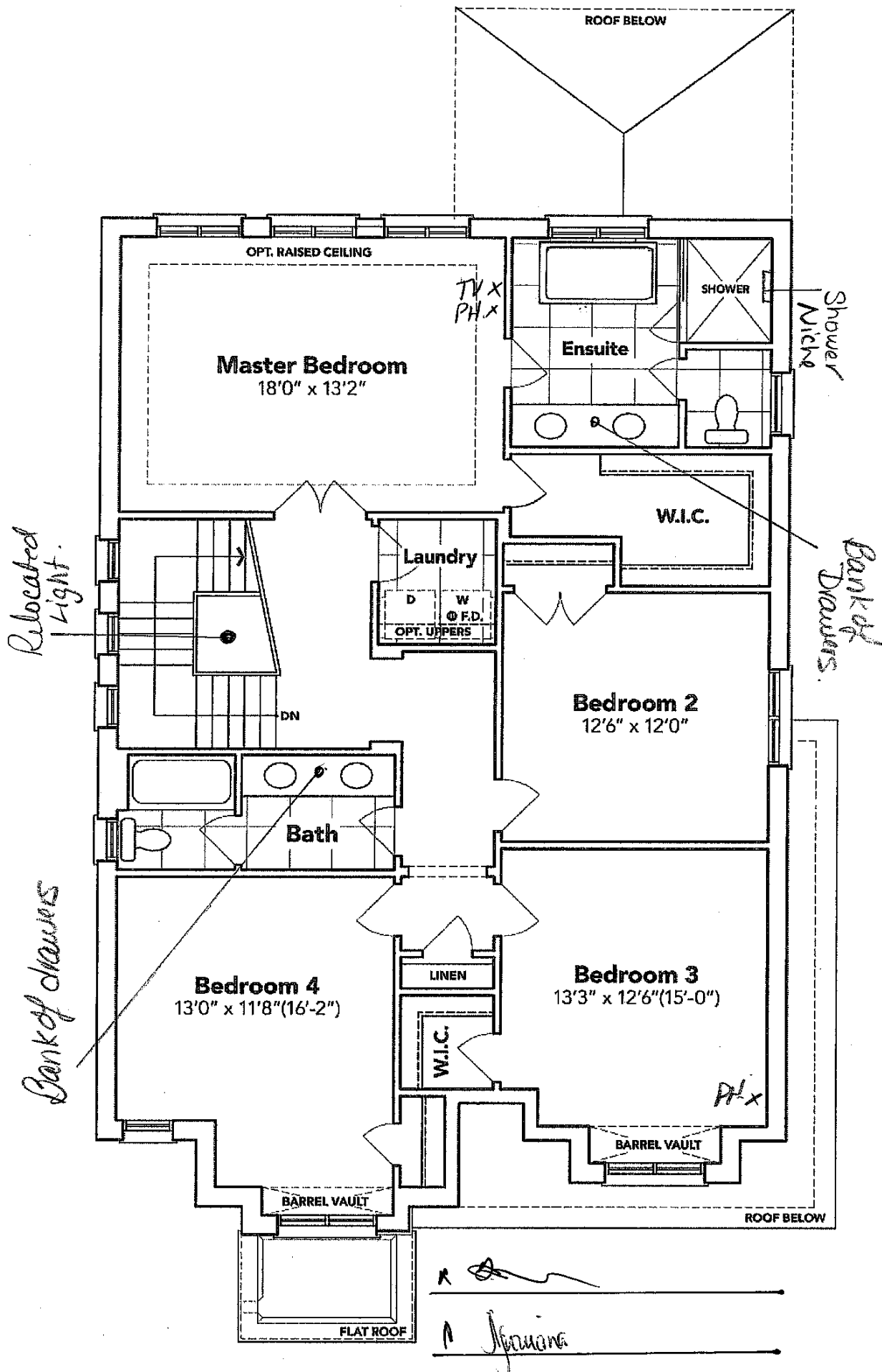
SCHEDULE "B-1" - Page 3 of 3

(Handwritten initials)

SCHEDULE "B-1"
Floor Plan

4B-81 Lot 81
Phase 4B
Model: Phillip (4202) Elev B 4 Bed - 2+1 Bath
Standard

Sketch #2



SECOND FLOOR EL. B

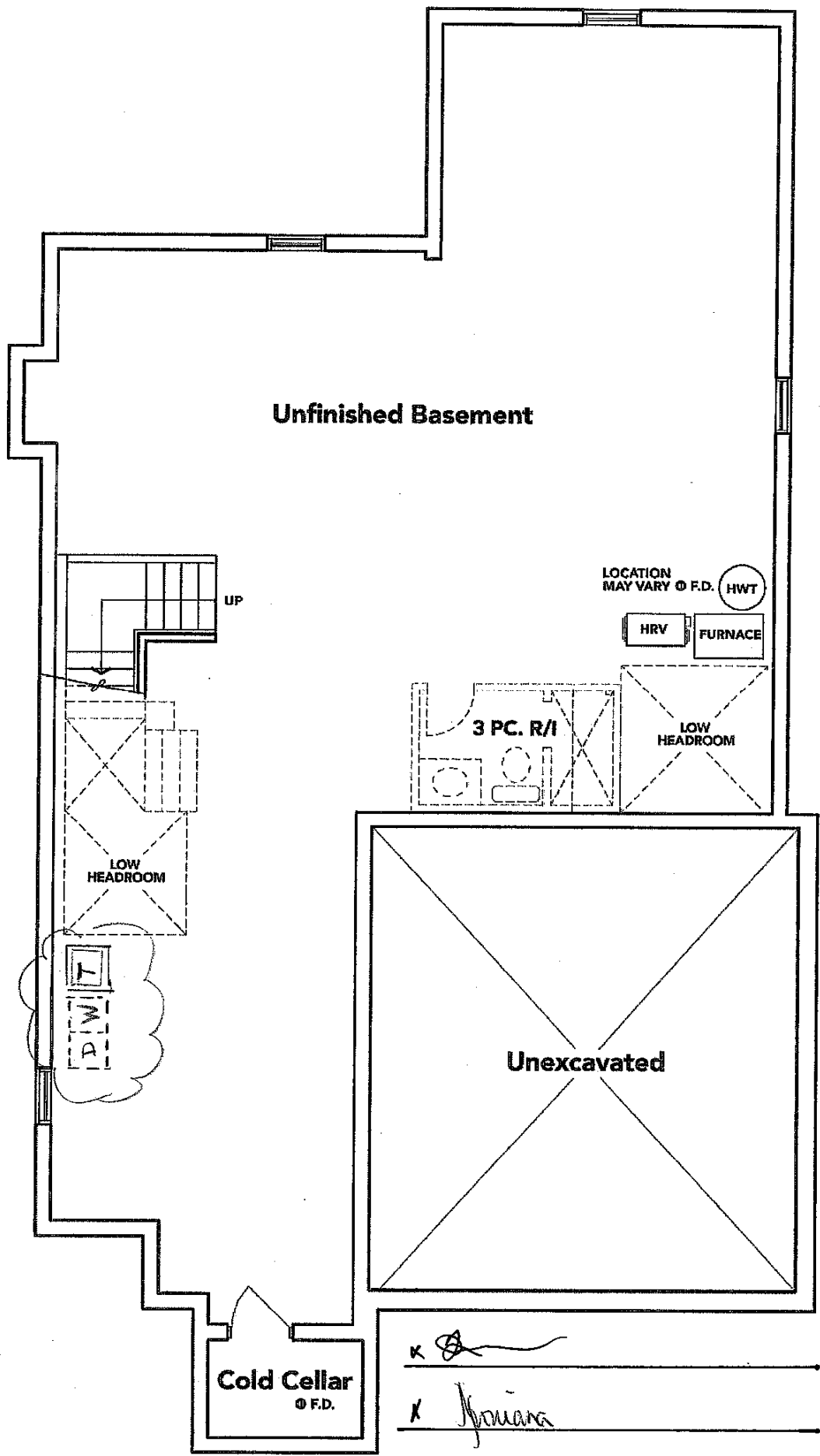
The floor plans and elevations shown are pre-construction plans and may be revised or improved as necessitated by architectural controls and the construction process. The measurements adhere to the rules and regulations of the TARION Warranty Corporation's official method for the calculation of floor area. Materials, specifications and floor plans are subject to change without notice. All house renderings are artist's concept only. Actual usable floor space may vary from the stated floor area. All options shown are upgrades. E. & O. E.

FU

MI

SCHEDULE "B-1"
Floor Plan



4B-81 Lot 81
Phase 4B
Model: Philip (4202) Elev B 4 Bed - 2+1 Bath
Standard
Sketch #3



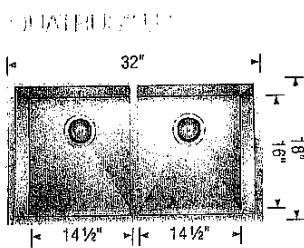
BASEMENT EL. B

The floor plans and elevations shown are pre-construction plans and may be revised or improved as necessitated by architectural controls and the construction process. The measurements adhere to the rules and regulations of the TARION Warranty Corporation's official method for the calculation of floor area. Materials, specifications and floor plans are subject to change without notice. All house renderings are artist's concept only. Actual usable floor space may vary from the stated floor area. All options shown are upgrades. E. & O. E.

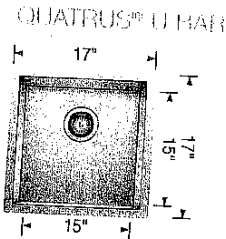
LOT: 81 THAMES PH. 4 B
RE: UNDER MOUNT KITCHEN SINK WITH
SOAP DISPENSER
AND
SERVICE UNDER MOUNT SINK

T 
P 

QUATRUS®
Undermount



Undermount **Model 401247**
Minimum Cabinet Size*
36" (915 mm)
Bowl Depth
9" (229 mm)
Cubed Weight
55 lb. (25 kg)

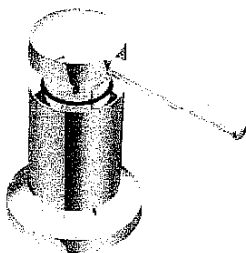


Undermount **Model 401246**
Minimum Cabinet Size*
21" (535 mm)
Bowl Depth
8" (203 mm)
Cubed Weight
31 lb. (14 kg)

Soap or Lotion Dispensers

Traditional Transitional Modern

*However you define your faucet's style,
you can assure a coordinated look with Moen soap dispensers.*



**Transitional Soap or
Lotion Dispenser**
Model 3942
Chrome

KITCHEN

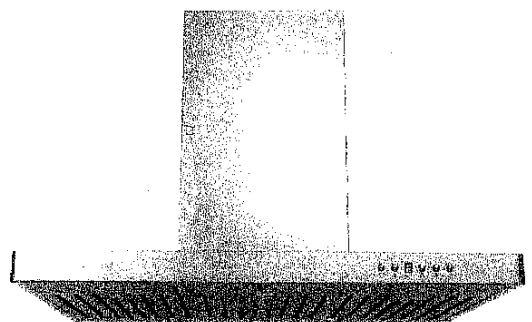
4B-81

LOT: 81 THAMES PH. 4 B
RE: UPGRADED 36" CHIMNEY HOOD
FAN

x _____
+ *Upgrading* _____

Specifications

- Air Flow Volume: 650 CFM
- Electrical Connection: 120V/60Hz
- Power Consumption: 240 Watts
- Current: 2.0 Amps
- Fan Speed: 1599 RPM
- Finishes: Stainless Steel
- Duct: 6" Round
- Knock-out: 6" Round - Top Only
- Dimensions: Width: 30"/36"
Height: 44 1/2"
Depth: 19 3/4"
- Noise Level: Min. 2 Sones
Max. 7 Sones



SCB722 - Baffle Filter



Ordering Model Chart

Model	Colour	Knock-out	Duct	Size	Filter	CFM
SCB72230	Stainless Steel	6"	6" Round	30"	Baffle	650
SCB72236	Stainless Steel	6"	6" Round	36"	Baffle	650

Notes



4B-81

LOT: 81 THAMES PH. 4 B
RE: UPGRADED 36" GAS COOK TOP
SPEC'S


[Handwritten signature]
[Handwritten signature]



Built-In Cooktop

FPGC3677RS

36" Gas



Product Dimensions


Width	36"
Depth	21-3/4"
Height	4-1/4"

Available in:

- Stainless Steel
- Black
- White
- Stainless Steel with Glass

Burners	BTU
Power Plus	18,000
Power Plus	18,000
Power Plus	18,000
Power Plus	18,000
Power Plus	18,000


Signature Features



PowerPlus® Burner
Boil, sear, and sauté with power. The PowerPlus® Burner delivers strong performance, every time with 18,000 BTU.



Durable, Continuous Grates
Cook a variety of dishes at the same time with ease. Our durable, continuous cast-iron grates allow you to slide a variety of heavy pots and pans across burners. Plus, they're dishwasher-safe so you can clean with ease.



PrecisionPro Controls™
Prepare a range of dishes with precision, whether you're simmering, sautéing, searing or boiling.



Stainless Steel Cooktop
The entire cooktop surface is stainless steel to blend with the other appliances in your kitchen.

4B-81

LOT: 81 THAMES PH. 4 B
RE: UPGRADED 36" GAS COOK TOP
SPEC'S

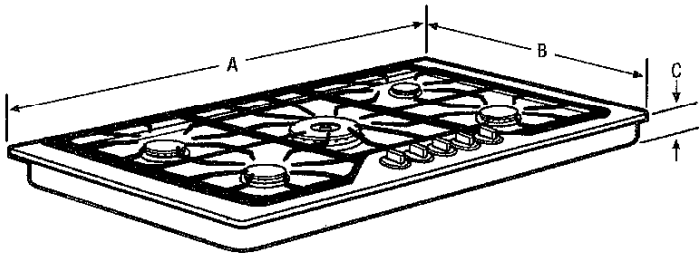
[Handwritten signature] *[Handwritten signature]*

FRIGIDAIRE
PROFESSIONAL

Built-In Cooktop
FPGC3677RS 36" Gas

Features	
Controls	PrecisionPro™
Surface Type	Stainless Steel Recessed
Sealed Gas Burners	Yes
Grates	Continuous Cast Iron w/Black Matte Finish
Right Front Burner (BTU)	14,000
Right Rear Burner (BTU)	750 to 5,000
Left Front Burner (BTU)	9,500
Left Rear Burner (BTU)	9,500
Centre Burner (BTU)	18,200
Control Location	Centre Front
Knob Colour	Stainless
Knob Type	Cast Metal
Optional Accessories	
Griddle	Included
Specifications	
Power Supply Connection Location	Right Rear
Gas Supply Connection Location	Right Rear
LP Gas Conversion Kit	Included
Voltage Rating	120V/60 Hz/15A
Amps @120 Volts	10
Minimum Circuit Required (Amps)	5
Approved for Electric Single Wall Oven Combination Installation	Yes
Shipping Weight (Approx)	60 Lbs.

¹For use on adequately wired 120V, dedicated circuit having 2-wire service with a separate ground wire. Appliance must be grounded for safe operation.
²Cooktops are approved for installation above any of our Electric Single Wall Ovens.



NOTE: For planning purposes only. Always consult local and national electric and gas codes. Refer to Product Installation Guide for detailed installation instructions on the web at frigidaire.ca.



Product Dimensions	
A-Width	36"
B-Depth	21-3/4"
C-Height	4-1/4"

Cutout Dimensions	
Width (Min.) / (Max.)	53-7/8" / 54-1/4"
Depth (Min.) / (Max.)	19-3/8" / 19-3/4"
Height	9"

Granite Countertop installation kit available.

Accessories information available on the web at frigidaire.ca


LOT: 81 THAMES PH. 4 B
RE: BUILT IN WALL OVEN/MICRO. SPEC'S

[Handwritten signature]

[Handwritten signature]

FRIGIDAIRE GALLERY

FGMC3066U D/F



AVAILABLE COLORS



MICROWAVE COMBINATION OVENS 30" ELECTRIC

PRODUCT DIMENSIONS

Height (Max.)	41-7/8"
Width	30"
Depth	24-1/2"

MORE EASY-TO-USE FEATURES

Smudge-Proof™ Stainless Steel
Resists fingerprints and cleans easily. Available in Stainless Steel and Black Stainless Steel finishes.

Our Largest Capacity Oven
Cook more at once with 5.1 cubic feet of oven capacity.

Over 30 Setting Options
Offers multiple settings to meet your cooking needs, including chicken nuggets and snacks.

Easy to Clean with Self-Cleaning
Your oven cleans itself, so you don't have to. Self-clean options available in 2, 3, and 4-hour cycles.

Effortless™ Reheat
Reheat almost anything at the touch of a button.

One-Touch Keep Warm Setting
Just one touch of a button keeps food warm until everything – and everyone – is ready.

Delay Clean Option
Set the oven to begin cleaning on your schedule.

Steam Cleaning
A 30-minute light oven cleaning that's chemical-free, odor-free, and fast.

CERTIFICATIONS

Star-K® Certified (Sabbath Mode)

SIGNATURE FEATURES

Faster, More Even Baking Results with True Convection
Get faster, more even multi-rack baking with a powerful convection fan and third heating element that evenly circulates hot air throughout the oven.

Effortless™ Temperature Probe
The Effortless™ Temperature Probe detects and alerts when the desired finished cooking temperature has been reached and automatically switches to the keep warm setting.

Quick Preheat
Preheat in just a few minutes.¹

Sensor Cooking Options
Microwave automatically adjusts power levels and cooking times to cook a variety of items, effortlessly.

¹ Based on single rack cooking performance, not set temperature, using Quick Preheat.

4B-81

LOT: 81 THAMES PH. 4 B
RE: BUILT IN WALL OVEN/MICRO. SPEC'S

[Handwritten signature]

[Handwritten signature]

FGMC3066U D/F
MICROWAVE COMBINATION OVEN
30" ELECTRIC

FRIGIDAIRE
GALLERY

FEATURES

Control/Timing System	Express-Select® Controls
Exterior Door Finish	Smudge-Proof® Stainless Steel (F), Smudge-Proof® Black Stainless (D)
Handle Design	Stainless Steel (F), Black Stainless (D)

MICROWAVE FEATURES

Microwave Capacity (Cu. Ft.)	1.6
Watts (IEC-705 Test Procedure)	1,100
Window	Large
Interior Light	Yes
Interior Color	White
Turntable Diameter	13.5"
Turntable On / Off	
Control Lock / Clock	Yes/Yes
Touch Pad Buttons / Power Levels	28/11

MICROWAVE CONTROL OPTIONS

Popcorn Button	Yes
Veggies Button (Fresh/Frozen)	2
Potato Button	Yes
Reheat Button	Yes
Auto Melt / Soften Options	4
Auto Reheat Options	3
Auto Cook Options	3
Auto Defrost Options	3
Add-30-Seconds	Yes
Sensor Cooking Options	4
Delay Start / User Preferences	Yes/Yes

OVEN FEATURES

Capacity (Cu. Ft.)	5.1
Oven Window	Large
Oven Lights	2 Halogen
Hidden Bake Element	Yes
Convection System	True Convection
Baking System	Even Baking Technology
Broiling System	Vari-Broil™ (Hi/Low)
Quick Preheat	Yes
Bake / Broil Element (Watts)	2,200 / 4,000
Oven Rack Configuration	1 Extension Glide Rack / 1 Handle Rack
Oven Cleaning System	Self Clean / Steam Clean

OVEN CONTROLS

Control Lock	Yes
Delay Start	Yes
Convection Conversion	Effortless™
Effortless™ Temperature Probe	Yes
Keep Warm / Add-a-Minute	Yes/No

OPTIONAL ACCESSORIES

3"-High Bottom Trim - Stainless Steel (F) / Black Stainless Steel (D)	(F) PN # 5304520627 (D) PN # 5304520624
10'-Long Armored Power Cable	PN # 903056-9010

CERTIFICATIONS

Star-K® Certified (Sabbath Mode)	Yes
----------------------------------	-----

SPECIFICATIONS

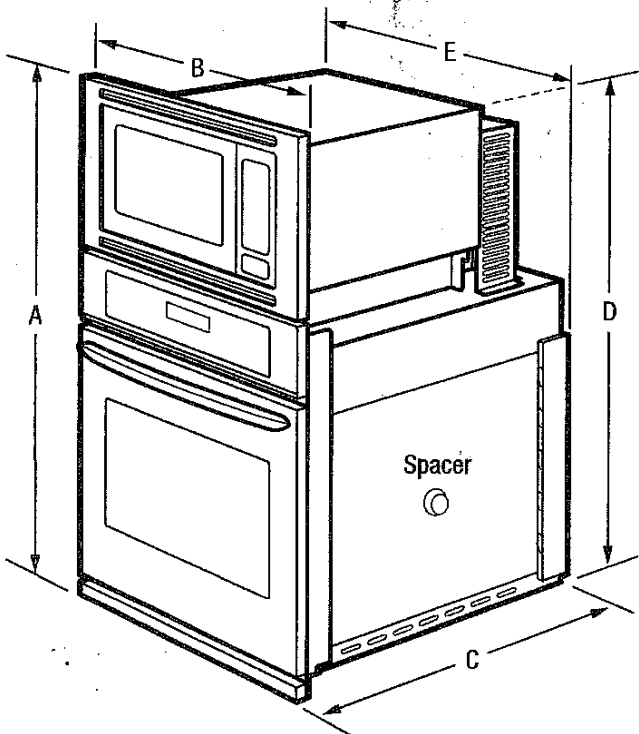
Microwave Oven Interior (H x W x D)	10-1/2" x 17-3/8" x 18-5/8"
Oven Interior (H x W x D)	18-5/8" x 24-1/8" x 19-1/2"
Power Supply Connection Location	Left Bottom Rear
Voltage Rating	240V / 208V / 60Hz
Connected Load (kW Rating) @ 240 / 208 Volts¹	7.9 / 5.9
Amps @ 240 / 208 Volts	30.38 / 35.25
Minimum Circuit Required (Amps)	30
Shipping Weight (Approx.)	300 Lbs.

PRODUCT DIMENSIONS

A - Height (Max.)	41-1/4"
B - Width	30"
C - Depth	24-3/4"
D - Height (Wrapper)	40 4/5"
E - Width (Wrapper)	28-1/4"
Depth with Door Open 90°	45-1/8"

CABINET CUTOUT DIMENSIONS

Height (Min.) / (Max.)	41-1/8" / 41-1/4"
Width (Min.) / (Max.)	28-1/2" / 29"
Depth (Min.)	23-3/4"



¹ Single phase 3- or 4-wire cable, 120 / 240 or 120 / 208 Volt, 60 Hertz AC only electrical supply with ground required on separate circuit fused on both sides of line.
Note: For planning purposes only. Always consult local and national electric, gas and plumbing codes. Refer to Product Installation Guide for detailed installation instructions on the web at frigidaire.com / frigidaire.ca.
Specifications subject to change. Accessories information available on the web at frigidaire.com / frigidaire.ca

FRIGIDAIRE

USA • 10200 David Taylor Drive • Charlotte, NC 28262 • 1-800-FRIGIDAIRE • frigidaire.com
CANADA • 5855 Terry Fox Way • Mississauga, ON L5V 3E4 • 1-800-265-8352 • frigidaire.ca

FGMC3066U 02/19
© 2019 Electrolux Home Products, Inc.

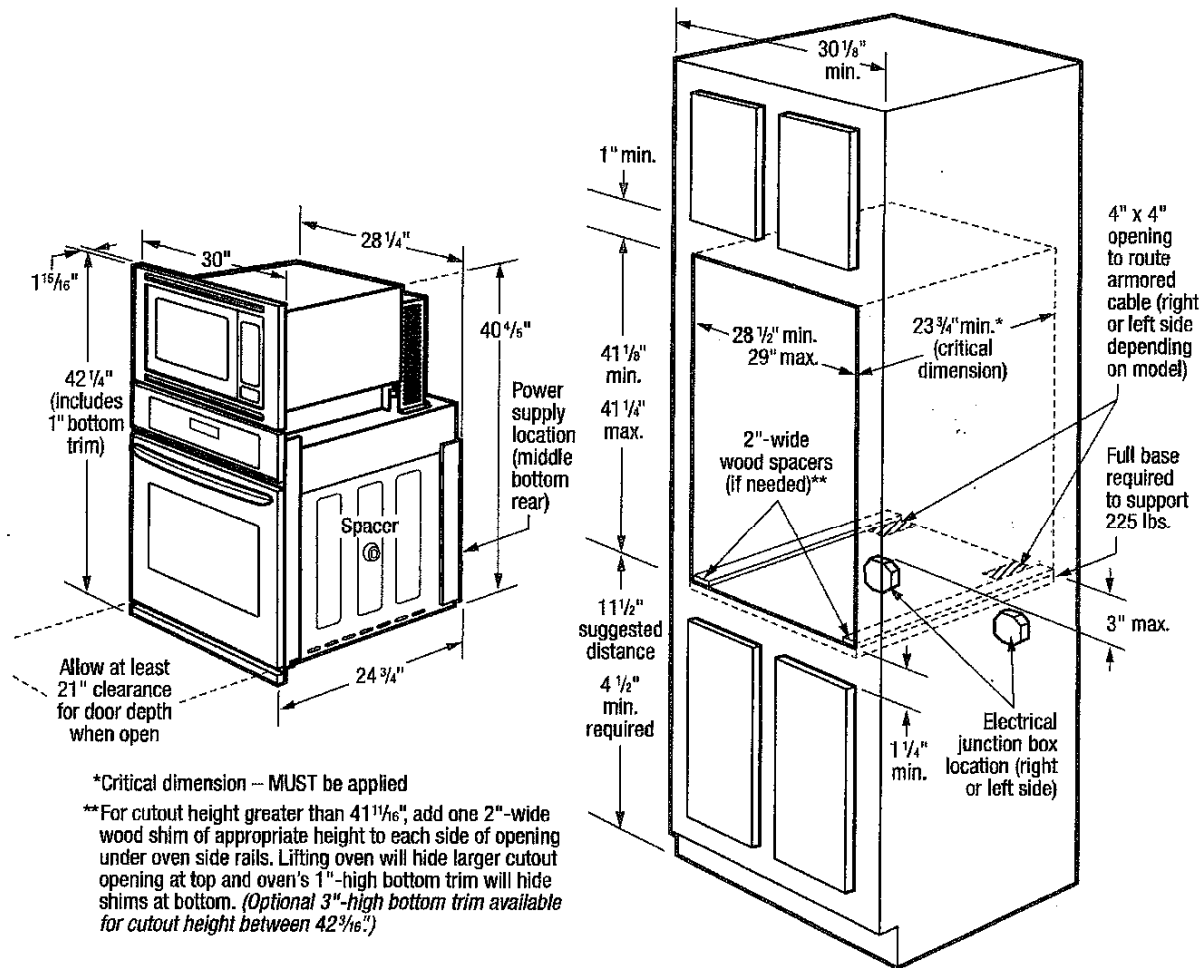
4B-81

• LOT: 81 THAMES PH. 4 B
• RE: BUILT IN WALL OVEN/MICRO. SPEC'S

7 2 _____ *4 1/2* _____

FGMC3066U D/F
MICROWAVE COMBINATION OVEN
30" ELECTRIC

FRIGIDAIRE
GALLERY



INSTALLATION SPECIFICATIONS

- Product Shipping Weight (approx.) – 300 Lbs.
- Single phase 3- or 4-wire cable, 120 / 240 or 120 / 208 Volt, 60 Hertz AC only electrical supply with ground required on separate circuit fused on both sides of line.
- Connected Load (kW Rating) @ 240 / 208 Volts = 7.9 / 5.9 kW
- Amps @ 240/208 Volts = 30.38 / 35.25
- Recommended Circuit Breaker – 30 Amps
- Always consult local and national electric codes.
- Minimum 21" clearance for oven door depth when open.
- Suggested distance from floor is 11-1/2". Minimum required distance is 4-1/2".
- To adapt Microwave Combination Oven to fit cutout height greater than 41-1/16", add one 2"-wide wood shim of appropriate height to each side of opening under oven side rails. Lifting oven will hide larger cutout opening at top and oven's 1"-high bottom trim will hide shims at bottom. (Standard 1"-High Bottom Trim included.)
- To adapt Microwave Combination Oven to fit cutout height greater than 42-3/16", optional 3"-High Bottom Trim available.
- Minimum 24" deep cutout dimension is critical for proper installation, to ensure that oven's faceplate will fit flush against cabinet front.
- Full oven base of solid plywood or similar material required, capable of supporting 225 Lbs.
- Base must be level and cabinet front must be square.
- Microwave Combination Ovens are NOT approved to be used in stackable or side-by-side installation.

OPTIONAL ACCESSORIES

- 3"-High Stainless Steel Bottom Trim – (PN # 5304520627).
- 3"-High Black Stainless Bottom Trim – (PN # 5304520624).
- 10'-Long Armored Power Cable – (PN # 903056-9010).



FRIGIDAIRE
USA • 10200 David Taylor Drive • Charlotte, NC 28262 • 1-800-FRIGIDAIRE • frigidaire.com
CANADA • 5855 Terry Fox Way • Mississauga, ON L5V 3E4 • 1-800-265-8352 • frigidaire.ca

Note: For planning purposes only. Always consult local and national electric, gas and plumbing codes. Refer to Product Installation Guide for detailed installation instructions on the web at frigidaire.com / frigidaire.ca. Specifications subject to change. Accessories information available on the web at frigidaire.com / frigidaire.ca

FGMC3066U 02/19
© 2019 Electrolux Home Products, Inc.


LOT: 81 THAMES PH. 4 B
RE: FRIDGE SPEC'S

* No Rough In utiline has been purchased * BC Jan. 26/21.

[Handwritten signature]

KitchenAid® 27 cu. ft. French Door Refrigerator

KRFF507H



Stainless Steel with PrintShield™ Finish
KRFF507HPS

Also available in:

- White KRFF507HWH
- Black KRFF507HBL
- Black Stainless Steel with PrintShield™ Finish KRFF507HBS

Key Features & Benefits

ExtendFresh™ Temperature Management System
Separately monitors the temperatures in the refrigerator and freezer.

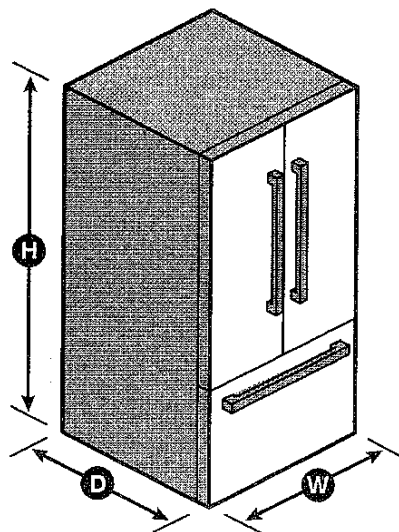
Pull Out Tray
Ideal space to store large platters of appetizers and then access them with ease.

FreshChill™ Temperature-Controlled Full-Width Pantry
A manual temperature setting lets you maintain the freshness of a variety of ingredients.

Capacity	
Total Capacity	27 cu. ft.
Refrigerator Capacity	19 cu. ft.
Freezer Capacity	8 cu. ft.
General Features & Properties	
In-Door-Ice® System	
2-Tier Freezer Drawer with Storage Dividers	
Metallic Accents on Shelf Trim	
SatinGlide® Crispers and Pantry	
Humidity Controlled Crispers	
Measured Water Fill	
Through-the-Door Ice and Water Dispenser	
Slide-Away Split Shelf	
Electrical Details	
Amps	15
Volts	115
Certifications	
ENERGY STAR® Certified	Yes

Technical Details	
Refrigerator Type	French Door
Number of Doors	3
Number of Interior Refrigerator Shelves	5
Number of Refrigerator Door Bins	3 Adjustable, 2 Fixed
Number of Interior Freezer Shelves	2 Plastic
Number of Freezer Door Bins	1 Pizza Pocket
Lighting Type	LED
Ice Maker	Factory Installed
Ice Maker Location	Refrigerator Door
Dispenser Type	Exterior Ice and Water
Dimensions	
Product Dimensions (H x W x D)	69-7/8" x 35-11/16" x 36-5/8"
Depth with Door Open 90°	48"
Cutout Dimensions	Allow extra 1/2" on sides and top Allow extra 1" on rear

Reference Material	
Dimension Guide	
Use & Care Guide	
Energy Guide	
Warranty	



NOTE: Dimensions are for planning purposes only. For complete details, see Installation Instructions packed with product. Specifications subject to change without notice.

©/™ © 2020. All rights reserved. Printed in the U.S.A. D200052XXC. KRFF507HSPECSHEETV01.