



CONSTRUCTION SUMMARY

Kingsmen (Thames) Inc. / Havelock Corners (Kingsmen)

Lot/Unit: 116 Phase/Building: 4B Model/Floor Plan: Philip (4202) Elev B 4 Bed - 2+1 Bath

CABINETRY

Inv.5100	1 - To accomodate for the 30" chimney hoodfan...	
Line 66920	Note:	
2Sep21 / 2Sep21		

CABINETRY HOOD FANS

Inv.5100	1 - To supply and install the HOOD FAN - PRO COLLECTION (SCB72230) WALL MOUNT RANGE HOOD WITH 650 CFM FAN - 30 INCH - in lieu of the standard hoodfan.. see spec's	
Line 66919	Note:	
2Sep21 / 2Sep21		

COUNTER TOP

Inv.5100	1 - As per Schedule "PE": Vendor to include level 1, 2cm granite or quartz in all bathrooms, as per plan, in lieu of the included laminate counter tops. Selections to be made from builders standard samples.	
Line 66910	Note:	
2Sep21 / 2Sep21		

ELECTRICAL

Inv.5100	1 - To supply and install the standard T.V Rough-in, in the Great Room and Master Bedroom.. see sketch #1 and #2	
Line 66915	Note:	
2Sep21 / 2Sep21		
Inv.5100	1 - To supply and install the standard Phone (CAT 5) rough-in, in the Great Room, Master Bedroom and Bedroom #4... see sketch #1 and #2	
Line 66916	Note:	
2Sep21 / 2Sep21		
Inv.5100	1 - To SUPPLY AND INSTALL AN ADDITIONAL BASIC RECEPTACLE (NOT DEDICATED) centered +- above the F/P Mantle in the Great room, at approx. 66"+- up from the floor.. see sketch #1	
Line 66917	Note: THIS IS FOR A FUTURE WALL MOUNT T.V.	
2Sep21 / 2Sep21		
Inv.5100	1 - To SUPPLY AND INSTALL CONDUIT FOR TV OVER THE FIREPLACE in the GREAT ROOM next to +- the upg. elec. outlet- TERMINATED IN SAME ROOM next to +- the standard Phone and T.V Rough-in... see sketch #1	
Line 66918	Note: THIS IS FOR A FUTURE WALL MOUNT T.V.	
2Sep21 / 2Sep21		

HARDWOOD

Inv.5100	1 - As per Schedule "PE": Vendor to include builders standard engineered flooring as per schedule A, throughout the second floor, in lieu of included carpet, as per plan	
Line 66911	Note:	
2Sep21 / 2Sep21		

HEATING AND AIR CONDITIONING

Inv.5100	1 - To supply & install a HUMMIDIFER to the furnace...	
Line 66933	Note:	
2Sep21 / 2Sep21		

Kingsmen (Thames) Inc. / Havelock Corners (Kingsmen)

Lot/Unit: 116 Phase/Building: 4B Model/Floor Plan: Philip (4202) Elev B 4 Bed - 2+1 Bath

Inv.5100	1 - As per Schedule "PE": Vendor to supply and install air conditioning, sized accordingly, from Vendors standard samples.	
Line 66909	Note:	
2Sep21 / 2Sep21		

HVAC

Inv.5100	1 - As per Schedule "PE": Vendor to install capped gas line (Rough-in ONLY) at rear of home for future BBQ Location. Location to be finalized at Vendor's sole discretion.	
Line 66907	Note:	
2Sep21 / 2Sep21		

Inv.5100	1 - As per Schedule "PE": Vendor to install gas line (Rough-in ONLY) to kitchen in at stove location (as per plan) to include 110v code requirement.	
Line 66908	Note:	
2Sep21 / 2Sep21		

MISCELLANEOUS

Inv.5100	1 - Do not supply or install the standard towel bars, toilet paper holders or soap dishes throughout all bathrooms.	
Line 66927	Note:	
2Sep21 / 2Sep21		

PAINT AND DRYWALL

Inv.5100	1 - To supply and install the standard coffered ceiling in the living room, as per plan.. see sketch #1	
Line 66913	Note:	
2Sep21 / 2Sep21		

PLUMBING

Inv.5100	1 - To increase the toe tester in the Master Ensuite Shower to approx. 28"+- up from the unfinished floor	
Line 66922	Note:	
2Sep21 / 2Sep21		

Inv.5100	5 - To supply and install VANITY SINK - CONTRAC CATENA UNDERMOUNT - MODEL 4210CIY in the Powder Room, Master Ensuite and Main Bathroom in lieu of the standard sink.. see spec's	
Line 66924	Note:	
2Sep21 / 2Sep21		

Inv.5100	1 - As per schedule "PE": Vendor confirms master bedroom ensuite will receive seamless glass door in the ensuite shower.	
Line 66912	Note:	
2Sep21 / 2Sep21		

Kingsmen (Thames) Inc. / Havelock Corners (Kingsmen)

Lot/Unit: 116 Phase/Building: 4B Model/Floor Plan: Philip (4202) Elev B 4 Bed - 2+1 Bath

EXTRAS AS PER OFFER

5 FREE APPLIANCES ? STAINLESS STEEL FRONT - FRIDGE: STOVE AND DISHWASHER. WHITE WASHER AND DRYER (SUPPLIED ONLY, NOT INSTALLED, FROM BUILDERS STANDARD LINE) TO ARRANGE DELIVERY ? CALL THE BRICK COMMERCIAL SALES DIVISION AT 1-877-353-2850. <i>Worksheet</i> Note:	
VENDOR TO INSTALL CAPPED GAS LINE (ROUGH-IN ONLY) AT REAR OF HOME FOR FUTURE BBQ LOCATION. LOCATION TO BE FINALIZED AT VENDORS SOLE DISCRETION. <i>Worksheet</i> Note:	
VENDOR TO INSTALL GAS LINE (ROUGH-IN ONLY) TO KITCHEN IN AT STOVE LOCATION (AS PER PLAN) TO INCLUDE 110V CODE REQUIREMENT. <i>Worksheet</i> Note:	
VENDOR TO SUPPLY & INSTALL AIR CONDITIONING UNIT, SIZED ACCORDINGLY, FROM VENDORS STANDARD SAMPLES. <i>Worksheet</i> Note:	
VENDOR TO INCLUDE LEVEL 1, 20CM GRANITE OR QUARTZ IN ALL BATHROOMS, AS PER PLAN, IN LIEU OF THE INCLUDED LAMINATE COUNTER TOPS. SELECTIONS TO BE MADE FROM BUILDERS STANDARD SAMPLES. <i>Worksheet</i> Note:	
VENDOR TO INCLUDE BUILDERS STANDARD, ENGINEEED FLOORING AS PER SCHEDULE A, THROUGHOUT THE SECOND LEVEL, IN LIEU OF INCLUDED CARPET, AS PER PLAN <i>Worksheet</i> Note:	
VENDOR CONFIRMS MASTER BEDROOM ENSUITE WILL RECEIVE A SEEMLESS GLASS DOOR IN THE ENSUITE SHOWER <i>Worksheet</i> Note:	
VENDOR WILL ADVISE IF GRADE PERMITS A SIDE ENTRANCE, AS PER PLAN, DURING THE CONDITIONAL PERIOD <i>Worksheet</i> Note:	

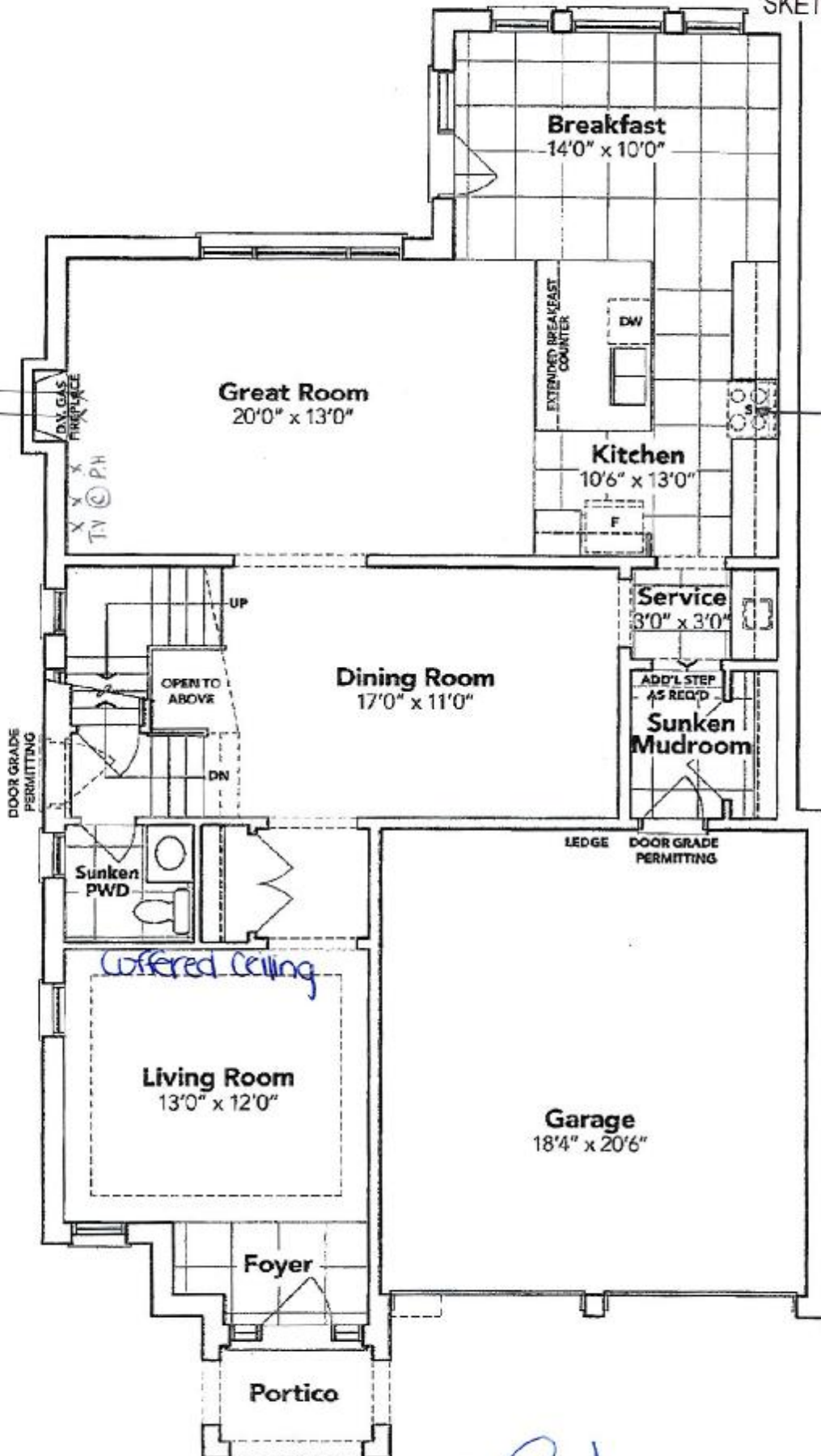
SCHEDULE "B-1"
Floor Plan

Lot 116
Phase 4B
Model: Philip (4202) Elev B 4 Bed - 2+1 Bath
Standard

THAMES 4B: LOT 116
SKETCH #1

@ 66" up from the floor

30" chimney hood fan



GROUND FLOOR EL. B

[Handwritten signature]

[Handwritten signature: Parvinder Kaur]

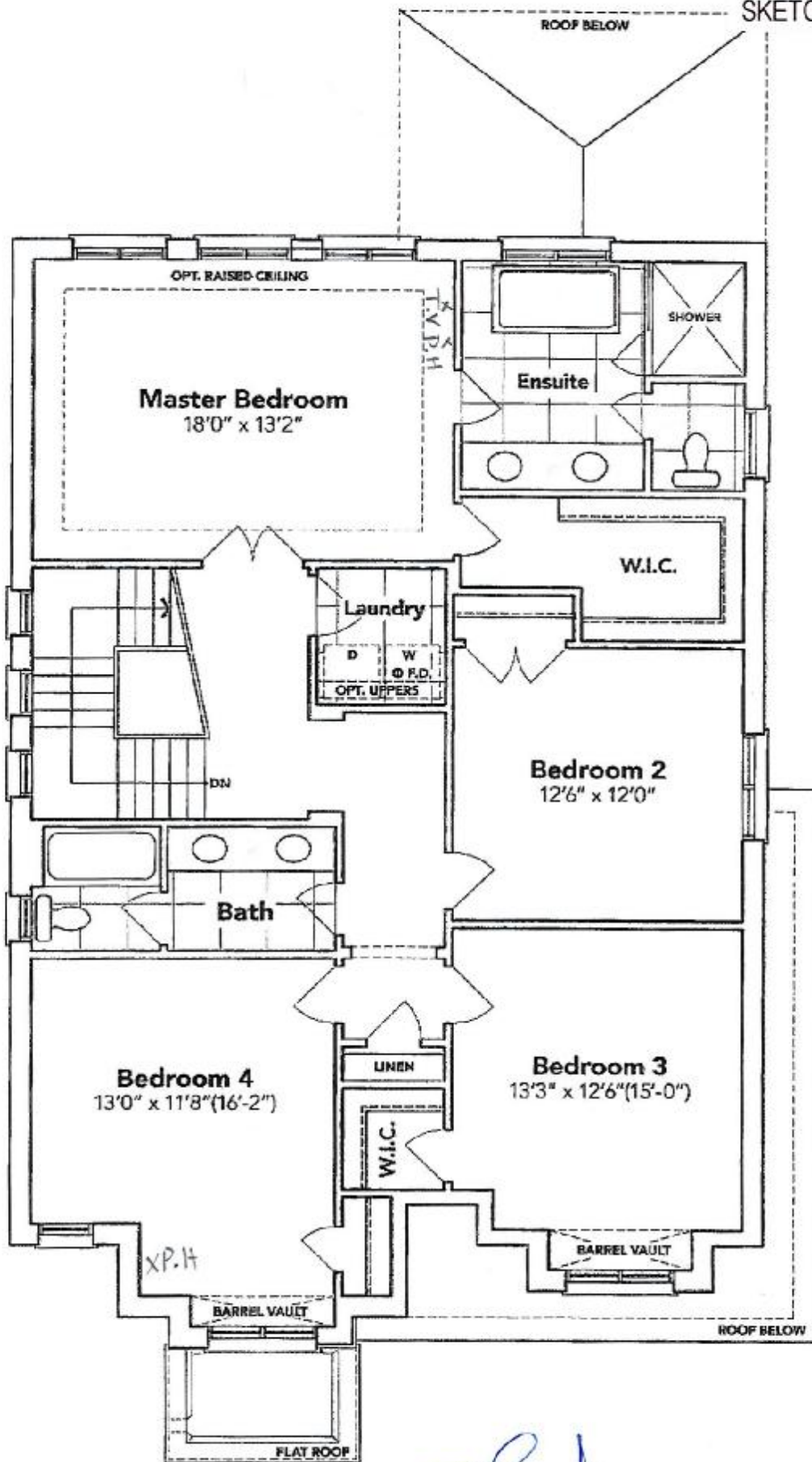
The floor plans and elevations shown are pre-construction plans and may be revised or improved as necessitated by architectural controls and the construction process. The measurements adhere to the rules and regulations of the TARIION Warranty Corporation's official method for the calculation of floor area. Materials, specifications and floor plans are subject to change without notice. All house renderings are artist's concept only. Actual usable floor space may vary from the stated floor area. All options shown are upgrades. E. & O. E.

SCHEDULE "B-1" - Page 3 of 3

SCHEDULE "B-1"
Floor Plan

Lot 116
Phase 4B
Model: Philip (4202) Elev B 4 Bed - 2+1 Bath
Standard

THAMES 4B: LOT 116
SKETCH #2



SECOND FLOOR EL. B

[Handwritten signature]

[Handwritten signature: Parvinder Kaur]

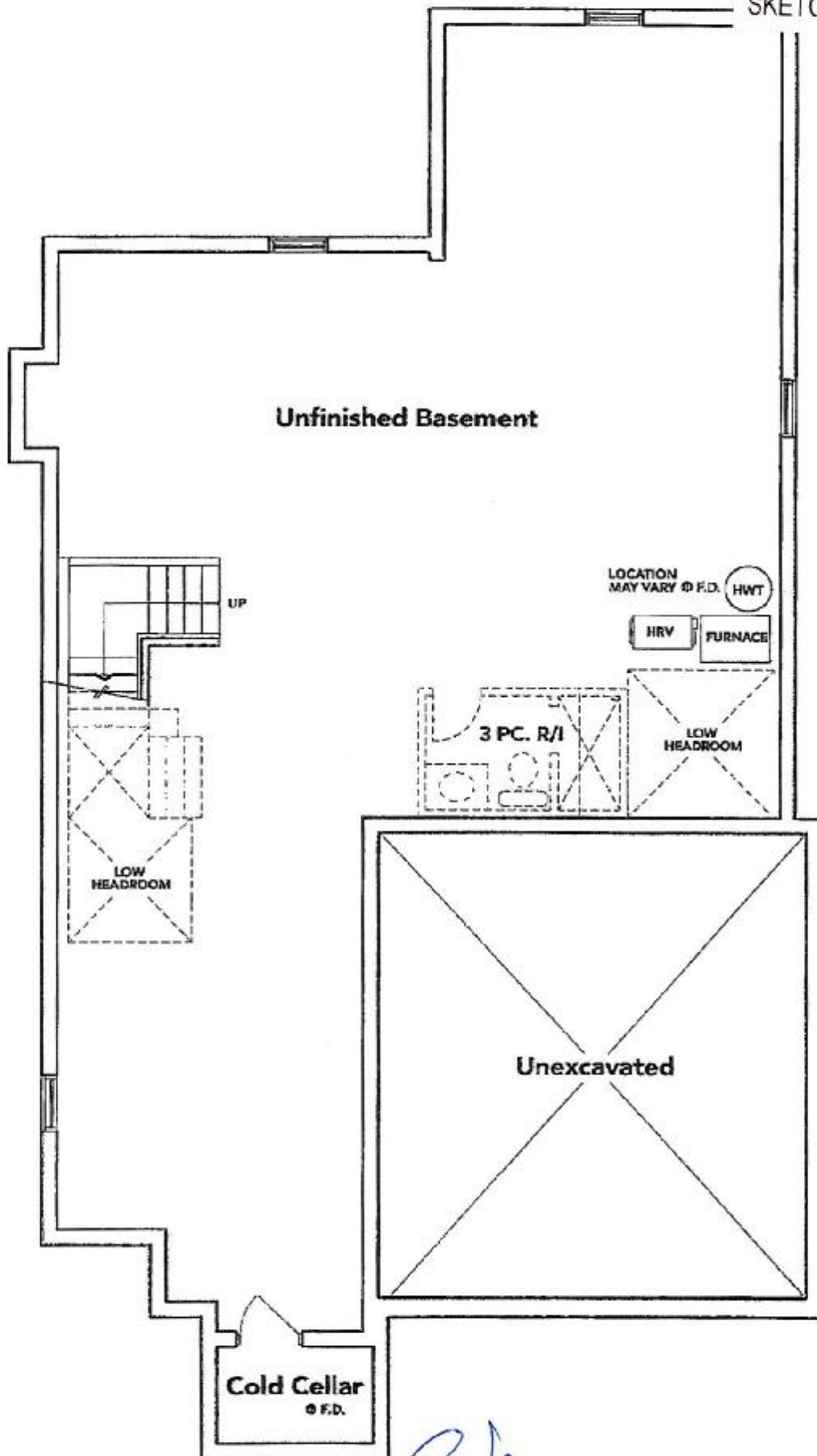
The floor plans and elevations shown are pre-construction plans and may be revised or improved as necessitated by architectural controls and the construction process. The measurements adhere to the rules and regulations of the TARION Warranty Corporation's official method for the calculation of floor area. Materials, specifications and floor plans are subject to change without notice. All house renderings are artist's concept only. Actual usable floor space may vary from the stated floor area. All options shown are upgrades. E. & O. E.

SCHEDULE "B-1" - Page 2 of 3

SCHEDULE "B-1"
Floor Plan

Lot 116
Phase 4B
Model: Philip (4202) Elev B 4 Bed - 2+1 Bath
Standard

THAMES 4B: LOT 116
SKETCH #3



BASEMENT EL. B

[Signature] *[Signature]*

The floor plans and elevations shown are pre-construction plans and may be revised or improved as necessitated by architectural controls and the construction process. The measurements adhere to the rules and regulations of the TARIION Warranty Corporation's official method for the calculation of floor area. Materials, specifications and floor plans are subject to change without notice. All house renderings are artist's concept only. Actual usable floor space may vary from the stated floor area. All options shown are upgrades. E. & O. E.

SCHEDULE "B-1" - Page 1 of 3

Initials:

[Signature] *[Signature]*

Specifications

Air Flow Volume: 650 CFM
Electrical Connection: 120V/60Hz
Power Consumption: 240 Watts
Current: 2.0 Amps
Fan Speed: 1599 RPM
Finishes: Stainless Steel
Duct: 6" Round
Knock-out: 6" Round - Top Only
Dimensions: Width: 30"/36"
Height: 44 1/2"
Depth: 19 3/4"
Noise Level: Min. 2 Sones
Max. 7 Sones



SCB722 - Baffle Filter



Ordering Model Chart


Model	Colour	Knock-out	Duct	Size	Filter	CFM
SCB72230	Stainless Steel	6"	6" Round	30"	Baffle	650
SCB72236	Stainless Steel	6"	6" Round	36"	Baffle	650

Notes

+ *R Singh* + *Parwinder Kaur*



THAMES 4B: LOT 116
RE: UPG. SINKS (PWD, MASTER ENSUITE
AND MAIN BATHROOM)



DISPLAY ITEMS

Sink (Item 9)

Contrac Catena Undermount
Model 4210CIY

+ Rough

X Parwinder Kaur