

KINGSMEN (THAMES) INC. / Havelock Corners (Kingsmen)

Lot/Unit: 235 BLOCK 189    Phase/Building: 5A    Model/Floor Plan: William (2603) Elev B1 4  
Bed - 2+1 Bath

CABINETRY

Inv.5112	1 - To accomodate for 30" chimney hoodfan	
Line 67168	Note:	
30Sep21 / 30Sep21		

CABINETRY APPLIANCE - FRIDGE

Inv.5112	1 - To supply and install 66CM DEEP FRIDGE ENCLOSURE - COUNTER DEPTH WITH - 1 WALL - 1 66CM DEEP GABLE AND 1 66CM DEEP CABINET - THIS IS NOT A ZERO CLEARANCE ENCLOSURE. STANDARD HEIGHTS AND WIDTHS WILL BE USED. - CLASSIC SERIES in the kitchen..see sketch #1	
Line 67182	Note:	
30Sep21 / 30Sep21		

CABINETRY HOOD FANS

Inv.5112	1 - To supply and install HOOD FAN - PRO COLLECTION (SCB72230) WALL MOUNT RANGE HOOD WITH 650 CFM FAN - 30 INCH - in lieu of the standard hoodfan.. see spec's	
Line 67167	Note:	
30Sep21 / 30Sep21		

CABINETRY MICROWAVE OVEN STOVE COOKTOP

Inv.5112	1 - To supply and install a WALL CABINET WITH SHELF FOR MICROWAVE - FINISHED INTERIOR - OPENING 24INCHESW X 13 3 - 4INCHESH X 17INCHESD - CLASSIC SERIES.. see sketch #1	
Line 67186	Note:	
30Sep21 / 30Sep21		

CABINETRY VANITY

Inv.5112	1 - To supply and install a VANITY BANK OF DRAWERS - - CLASSIC SERIES in the Master Ensuite.. see sketch #2	
Line 67196	Note:	
30Sep21 / 30Sep21		
Inv.5112	1 - To supply an INCREASE VANITY TO KITCHEN HEIGHT - 90CM HIGH - MAINTAINS VANITY DEPTH - CLASSIC SERIES in the Powder room	
Line 67197	Note:	
30Sep21 / 30Sep21		
Inv.5112	1 - To supply an INCREASE VANITY TO KITCHEN HEIGHT - 90CM HIGH - MAINTAINS VANITY DEPTH - CLASSIC SERIES in the Master Ensuite	
Line 67198	Note:	
30Sep21 / 30Sep21		
Inv.5112	1 - To supply an INCREASE VANITY TO KITCHEN HEIGHT - 90CM HIGH - MAINTAINS VANITY DEPTH - CLASSIC SERIES in the Main Bathroom	
Line 67199	Note:	
30Sep21 / 30Sep21		

CABINETRY WALL AND HUTCH

KINGSMEN (THAMES) INC. / Havelock Corners (Kingsmen)

Lot/Unit: 235 BLOCK 189    Phase/Building: 5A    Model/Floor Plan: William (2603) Elev B1 4  
Bed - 2+1 Bath

Inv.5112	1 - To supply and install a UPPER ANGLE CORNER PER UNIT - CLASSIC SERIES in the kitchen.. see sketch #1	
Line 67183	Note:	
30Sep21 / 30Sep21		

COUNTER TOP

Inv.5112	1 - As per Schedule "PE" Vendor to include Level , 2cm Quartz in all bathrooms, as per plan, in lieu of the included laminate counter tops. Selections to be made from builders standard samples.	
Line 67152	Note:	
30Sep21 / 30Sep21		

ELECTRICAL

Inv.5112	1 - To supply and install the standard T.V Rough-in, in the Great Room and Master Bedroom.. see sketch #1 and #2	
Line 67159	Note:	
30Sep21 / 30Sep21		
Inv.5112	1 - To supply and install the standard Phone (CAT 5) rough-in, in the Great Room, Master Bedroom and Bedroom #3.. see sketch #1 and #2	
Line 67160	Note:	
30Sep21 / 30Sep21		
Inv.5112	1 - To SUPPLY AND INSTALL AN ADDITIONAL BASIC RECEPTACLE (NOT DEDICATED) centered over F/P Mantle in the Great Room at approx. 66" up from the floor.. see sketch #1	
Line 67165	Note:	
30Sep21 / 30Sep21		
Inv.5112	1 - To SUPPLY AND INSTALL CONDUIT FOR TV OVER THE FIREPLACE IN THE GREATROOM next to +- the upg. elec. outlet – TERMINATED IN SAME ROOM next to +- the standard phone and T.V rough-in.. see sketch #1	
Line 67166	Note:	
30Sep21 / 30Sep21		
Inv.5112	1 - To SUPPLY AND INSTALL EXTRA CEILING BOX ROUGH IN CAPPED (ON A SEPARATE SWITCH) over the breakfast bar in the kitchen.. see sketch #1	
Line 67169	Note:	
30Sep21 / 30Sep21		
Inv.5112	1 - To SUPPLY AND INSTALL AN ADDITIONAL BASIC RECEPTACLE (DEDICATED CIRCUIT AND INCLUDES ARC FAULT BREAKER) for the upgraded Microwave shelf in the kitchen.. see sketch #1	
Line 67177	Note:	
30Sep21 / 30Sep21		

HARDWOOD

Inv.5112	1 - To supply and install the 3 1/2" Elements stained hardwood to the main floor and stair landings hardwood in lieu of the standard natural .. see colour chart	
Line 67207	Note:	
30Sep21 / 30Sep21		

KINGSMEN (THAMES) INC. / Havelock Corners (Kingsmen)

Lot/Unit: 235 BLOCK 189    Phase/Building: 5A    Model/Floor Plan: William (2603) Elev B1 4  
Bed - 2+1 Bath

Inv.5112	1 - To supply and install 3 1/2" Elements oak stained on the 2nd floor in lieu of the standard carpet.. see colour chart	
Line 67208	Note:	
30Sep21 / 30Sep21		

HEATING AND AIR CONDITIONING

Inv.5112	1 - As per Schedule "PE": Vendor to supply and install air conditioning unit, sized accordingly, from Vendors standard samples.	
Line 67151	Note:	
30Sep21 / 30Sep21		

HVAC

Inv.5112	1 - As per Schedule "PE": Vendor to install capped gas line (Rough-in ONLY) at rear of home for future BBQ location. Location to be finalized at Vendors sole discretion.	
Line 67150	Note:	
30Sep21 / 30Sep21		
Inv.5112	1 - To supply and install a humifier	
Line 67154	Note:	
30Sep21 / 30Sep21		

MISCELLANEOUS

PAINT AND DRYWALL

Inv.5112	1 - To supply and install PAINT EXTRAS - STAIN RAILINGS WITH IRON PICKETS (INCLUDING STAIRS) in lieu of the natural stain	
Line 67209	Note:	
30Sep21 / 30Sep21		

PLUMBING

Inv.5112	1 - To supply and install the KITCHEN SINK - BLANCO QUATRUS U2 UNDERMOUNT - MODEL 401247 in lieu of the standard kitchen sink.. see spec's	
Line 67178	Note: STILL TO INSTALL THE STANDARD SINGLE HOLE FAUCET (NO PLATE)	
30Sep21 / 30Sep21		
Inv.5112	5 - To supply and install VANITY SINK - CONTRAC CATENA UNDERMOUNT - MODEL 4210CIY in lieu of the standard topmount sink.. see spec's	
Line 67179	Note: STILL TO INSTALL THE STD LAV FAUCETS	
30Sep21 / 30Sep21		
Inv.5112	1 - To supply and install a KITCHEN SOAP DISPENSER - MOEN CHROME - MODEL 3942 in the kitchen.. see spec's and sketch #1	
Line 67180	Note:	
30Sep21 / 30Sep21		
Inv.5112	1 - To raise the toe tester in the Master Ensuite shower to approx. 28" +- up from the unfinished floor..	
Line 67158	Note:	
30Sep21 / 30Sep21		

RAILING

KINGSMEN (THAMES) INC. / Havelock Corners (Kingsmen)

Lot/Unit: 235 BLOCK 189    Phase/Building: 5A    Model/Floor Plan: William (2603) Elev B1 4  
Bed - 2+1 Bath

Inv.5112	1 - To supply and install RAILING - UPGRADE 1 - METAL HANDRAIL 3 INCH OVAL IN OAK - PICKETS STEEL ½ INCH SQUARE, PLAIN, WITH SHOES IN FLAT BLACK - POSTS 3½ INCH SQUARE, WITH CAP OAK IN OAK in lieu of the standard	
Line 67210	Note:	
30Sep21 / 30Sep21		

TILE - FLOOR

Inv.5112	1 - To supply and install UPGRADE 1 - SHOWER FLOOR TILE - - ENSUITE SHOWER FLOOR TILE in lieu of the standard	
Line 67211	Note:	
30Sep21 / 30Sep21		

TILE - WALL

Inv.5112	2 - To supply and install wall tiles in the Master Ensuite and Main Bathroom on the 10" side in an offset 70/30 +- brick pattern.. see sketch # 2	
Line 67212	Note:	
30Sep21 / 30Sep21		

EXTRAS AS PER OFFER

VENDOR TO INSTALL CAPPED GAS LINE (ROUGH-IN ONLY) AT REAR OF HOME FOR FUTURE BBQ LOCATION. LOCATION TO BE FINALIZED AT VENDORS SOLE DISCRETION. <i>Worksheet</i> Note:		
VENDOR TO SUPPLY & INSTALL AIR CONDITIONING UNIT, SIZED ACCORDINGLY, FROM VENDORS STANDARD SAMPLES. <i>Worksheet</i> Note:		
VENDOR TO INCLUDE LEVEL 1, 2CM QUARTZ IN ALL BATHROOMS, AS PER PLAN, IN LIEU OF THE INCLUDED LAMINATE COUNTER TOPS. SELECTIONS TO BE MADE FROM BUILDERS STANDARD SAMPLES. <i>Worksheet</i> Note:		



**Purchasers:** MALKIAT K BIRK & KARMANPREET SINGH BIF **Property:** 235 BLOCK 189 of Plan - Draft Approval S

**Telephone Res. / Bus:** / **Project:** KINGSMEN (THAMES) INC.

**Decor Advisor:** Barbara Coccia **Model and Elevation:** William (2603) Elev B1 4 Bed - 2+1 Bath

**Layout Changes:** ☐ Yes ☒ No **Sketch Attached:** ☒ Yes ☐ No **Exterior Colour Scheme:**

### 1. Cabinetry

	Style and Colour	Counter Top	Hardware
Kitchen / Breakfast	#3 Simcoe Rain Cloud	#1 C/S #9141 Ice Snow 3cm	12881 Handle
Kitchen Island	#3 Simcoe Rain Cloud	#1 C/S #9141 Ice Snow 3cm	12881 Handle
Laundry Room	/	/	/
Powder Room	#3 Simcoe Rain Cloud	#1 C/S #9141 Ice Snow 2cm	12881 Handle
Main Bathroom	#3 Simcoe Rain Cloud	#1 C/S #9141 Ice Snow 2cm	12881 Handle
Master Ensuite Bathroom	#3 Simcoe Rain Cloud	#1 C/S #9141 Ice Snow 2cm	12881 Handle
Second Ensuite Bathroom (If Applicable)	/	/	/

### Appliances

#### Custom Size Fridge

☐ Yes ☒ No

#### Valance Lighting

☐ Yes ☒ No

#### Microwave / Range Hood

☐ Yes ☒ No

#### Cooktop / Rangetop

☐ Yes ☒ No

#### Built in Wall Oven

☐ Yes ☒ No

#### Slide-in Range

☐ Yes ☒ No

### Comment

### 2. Flooring

#### Selection

Foyer	13x13" Malena Ice
Main Hall	*3 1/2" Elements Oak Wolfhound
Back Hall	/
Breakfast	13x13" Malena Ice
Laundry Room	13x13" Malena Ice
Kitchen	13x13" Malena Ice
Powder Room	13x13" Malena Ice
Main Bathroom	13x13" Malena Ice
Master Ensuite	13x13" Malena Ice
Bathroom (If Applicable)	/
Mud Room	13x13" Malena Ice
Master Ensuite SH/FL	**UPG #1.2x2" Ontario Taupe
Living Room	/
Dining Room	*3 1/2" Elements Oak Wolfhound
Family / Great Room	*3 1/2" Elements Oak Wolfhound
Den / Library / Study	/
Basement Landing (If Applies)	/
Lower Landing (If Applicable)	*3 1/2" Elements Oak Wolfhound
Upper Landing	*3 1/2" Elements Oak Wolfhound
Upper Hall	**3 1/2" Elements Oak Wolfhound
Master Bedroom	**3 1/2" Elements Oak Wolfhound
Bedroom #2	**3 1/2" Elements Oak Wolfhound
Bedroom #3	**3 1/2" Elements Oak Wolfhound
Bedroom #4	**3 1/2" Elements Oak Wolfhound
Bedroom #5	/
Master En. Shower Jamb	Anatolia Marmiline SNOW

Flooring Continued on Page 2

Initial:

MYD KSB

Page 1 of 3

**Purchasers:** MALKIAT K BIRK & KARMANPREET SINGH BIF **Property:** 235 BLOCK 189 of Plan - Draft Approval S

**Telephone Res. / Bus:** /

**Project:** KINGSMEN (THAMES) INC.

**Decor Advisor:** Barbara Coccia

**Model and Elevation:** William (2603) Elev B1 4 Bed - 2+1 Bath

### 2. Flooring - Continued -

Upgrade Underpad	Type	Area
	/	/
Carpet on Stairs	Capped	Runner - *Upgrade
Comment	/	/
/		

### 3. Plumbing Fixtures / Faucets

Kitchen	Standard	Second Ensuite	/	Powder Room	Standard
Master Ensuite	Standard			Other Room	/
Main Bathroom	Standard		/		

#### Comment

NOTE: To supply and install the upg. kitchen sink and standard faucet. To supply and install all upg. undermount sinks in all bathrooms, still to install the standard lav faucets.

### 4. Wall Tile


	Tile Selection	Listello	Insert	Insert Selection
Main Bathroom	8x10" Cinq Grey	<input type="checkbox"/>	<input type="checkbox"/>	/
Master Ensuite				
Tub Deck	13x13" Malena Ice	<input type="checkbox"/>	<input type="checkbox"/>	/
Tub Apron	13x13" Malena Ice	<input type="checkbox"/>	<input type="checkbox"/>	/
Tub Surround	13x13" Malena Ice	<input type="checkbox"/>	<input type="checkbox"/>	/
Shower Stall	8x10" Cinq Grey	<input type="checkbox"/>	<input type="checkbox"/>	/
Second Ensuite	/	<input type="checkbox"/>	<input type="checkbox"/>	/
		<input type="checkbox"/>	<input type="checkbox"/>	/
		<input type="checkbox"/>	<input type="checkbox"/>	/
Kitchen Backsplash		<input type="checkbox"/>	<input type="checkbox"/>	/
Complete Backsplash		<input type="checkbox"/>	<input type="checkbox"/>	/

#### Comment


NOTE: To supply and install all wall tiles in the Master Ensuite and Main bathroom (where applicable) on the 10" side in the offset brick pattern.



horizontal stacked



brick pattern



vertical stacked



diagonal/diamond

### 5. Fireplace

#### Living Room

Purchased ☐ As Per Plan ☐ N/A ☐

#### Family Room

Purchased ☐ As Per Plan ☐ N/A ☐

#### Other Room - Specify Great Room

Purchased ☐ As Per Plan ☒ N/A ☐

Fireplace Type			Front Facing
Mantle Type			NF-08
Over Mantle			/
Colour / Stain			White
Surround			/
Hearth			/
Comment	/		

Initial:

MK: P KSP

Page 2 of 3



**Purchasers:** MALKIAT K BIRK & KARMANPREET SINGH BIF **Property:** 235 BLOCK 189 of Plan - Draft Approval S  
**Telephone Res. / Bus:** / **Project:** KINGSMEN (THAMES) INC.  
**Decor Advisor:** Barbara Coccia **Model and Elevation:** William (2603) Elev B1 4 Bed - 2+1 Bath

### 6. Trim Carpentry

**Door Hardware** Standard Handle

**Interior Trim** Standard

**Comment**

#### Interior Doors

☐ 2 Panel Arch Top

☒ 2 Panel Square Top

☐ 6 Panel



Initial for Door Style

MXB KCB

### 7. Railings and Pickets

**Railing Package** \*\*UPG #1: Metal Package

**Railing Colour** Elements Wolfhound

**Picket Colour** Black Metal

**Wood Stairs** ☐ No ☒ Oak

**Tread Colour** Elements Wolfhound E

**Comment**

### 8. Plaster Mouldings and Medallions

**Foyer**

**Main Hall**

**Living Room**

**Dining Room**

**Family Room**

**Kitchen/Breakfast**

**Den/Library**

**Lower Landing**

**Comment**

### 9. Wall Paint

Kingsmen White

#### Smooth Ceilings

☐ First Floor

☐ First Floor incl. Second Floor Hall

☐ First and Second Floor

☒ Throughout

☐ Not Applicable

**Trim Paint** Kingsmen White

### 10. Additional Comments

### 11. Disclaimers and Notes

- Colours of all materials are as close as possible to builder's selection, but not necessarily identical due to variances in manufacturing.
- Any extras listed above are null and void unless accompanied by a separate invoice/amendment. Said invoice must be paid in full.
- The Purchaser acknowledges that after Interior Colour Selection form is signed and dated, no further changes will be permitted other than re-selection due to unavailability. MXB KCB Purchaser's Initials
- The Purchaser acknowledges reading and accepting the "Kingsmen Group Décor Centre Disclaimers" form. This document contains other miscellaneous disclaimers.

This Interior Colour Selection is final and approved by:

**Purchaser:**

Signature: Mallet Karm Preet Date: Sept 30, 2021

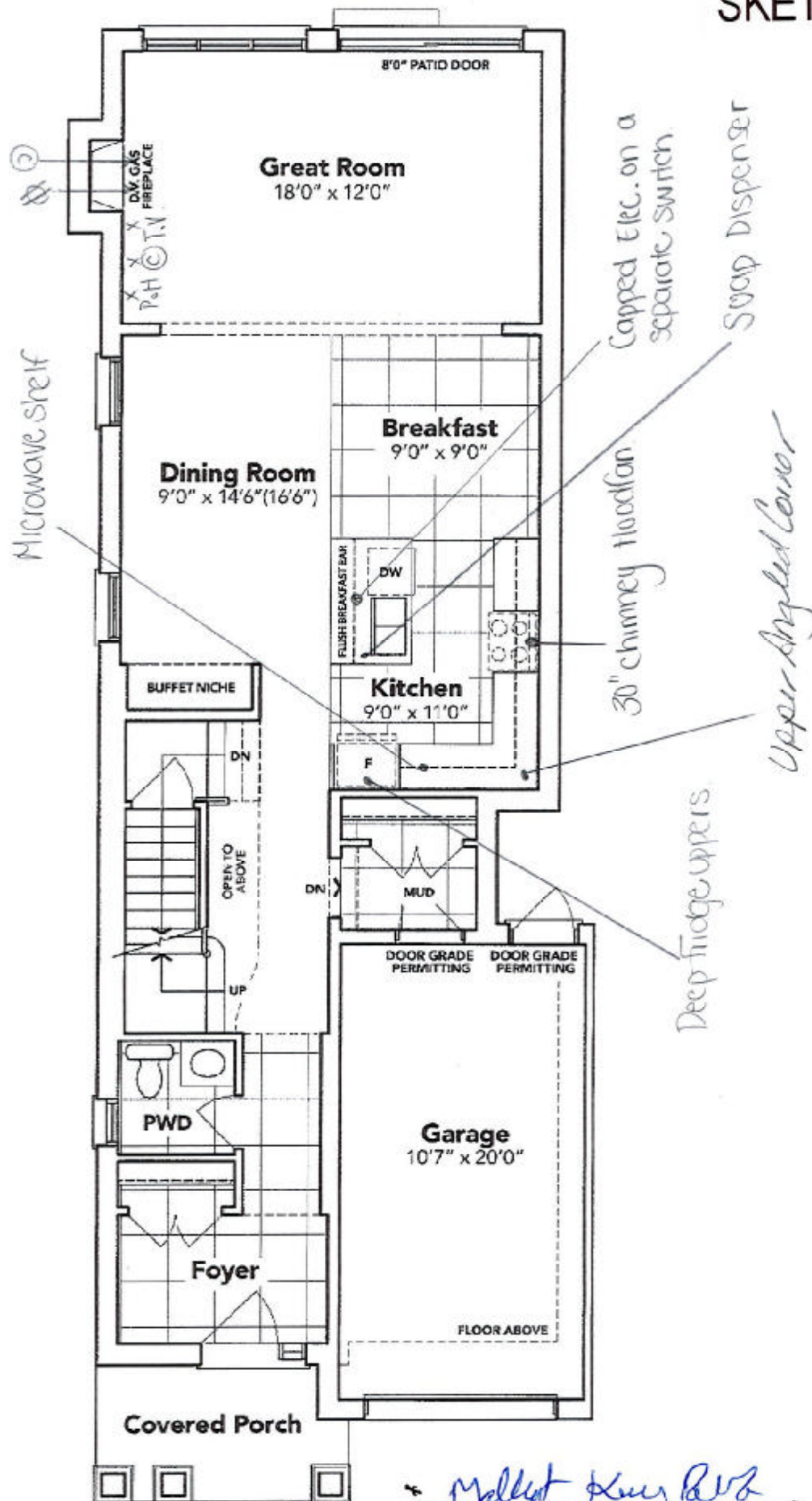
Signature: Mallet Karm Preet Date: Sept 30, 2021 Vendor:

KINGSMEN (THAMES) INC. 8th October 2021

**SCHEDULE "B-1"**  
**Floor Plan**

Townhouse No. 235 BLOCK 189  
Phase 5A  
Model: William (2603) Elev B1 4 Bed - 2+1 Bath  
End - Standard

**SKETCH #1**



**MAIN FLOOR EL. B1**

The floor plans and elevations shown are pre-construction plans and may be revised or improved as necessitated by architectural controls and the construction process. The measurements adhere to the rules and regulations of the TARION Warranty Corporation's official method for the calculation of floor area. Materials, specifications and floor plans are subject to change without notice. All house renderings are artist's concept only. Actual usable floor space may vary from the stated floor area. All options shown are upgrades. E. & O. E.

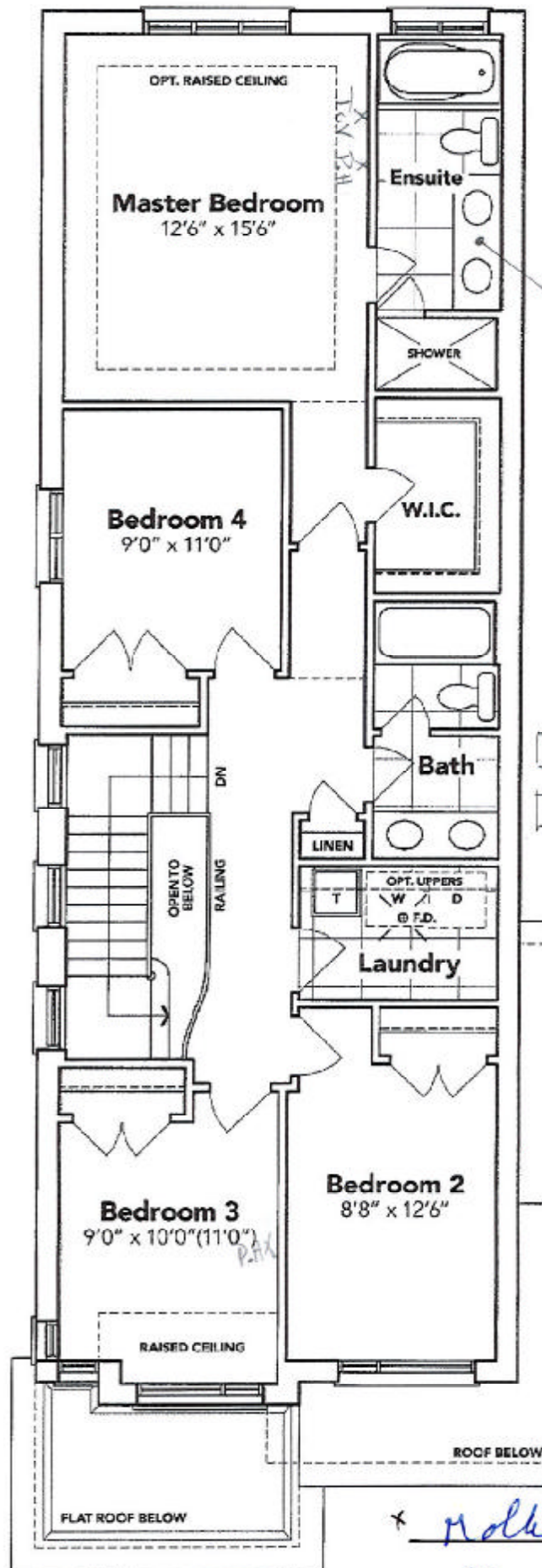
**SCHEDULE "B-1" - Page 3 of 3**



**SCHEDULE "B-1"**  
**Floor Plan**

Townhouse No. 235 BLOCK 189  
Phase 5A  
Model: William (2603) Elev B1 4 Bed - 2+1 Bath  
End - Standard

**SKETCH #2**



70/30+ OFF SET  
BRICK PATTERN  
FOR 8'x10' WALL  
TILES, 10" HORIZONTAL  
OFF SET BRICK  
PATTERN (WHERE  
APPLICABLE)  
BC

**SECOND FLOOR EL. B1**

\* *Robert K. Lee*  
\* *David S. Lee*

The floor plans and elevations shown are pre-construction plans and may be revised or improved as necessitated by architectural controls and the construction process. The measurements adhere to the rules and regulations of the TARIION Warranty Corporation's official method for the calculation of floor area. Materials, specifications and floor plans are subject to change without notice. All house renderings are artist's concept only. Actual usable floor space may vary from the stated floor area. All options shown are upgrades. E. & O. E.

SCHEDULE "B-1" - Page 2 of 3

Initials:

*RLK* *ICSB*

# SCHEDULE "B-1"

## Floor Plan

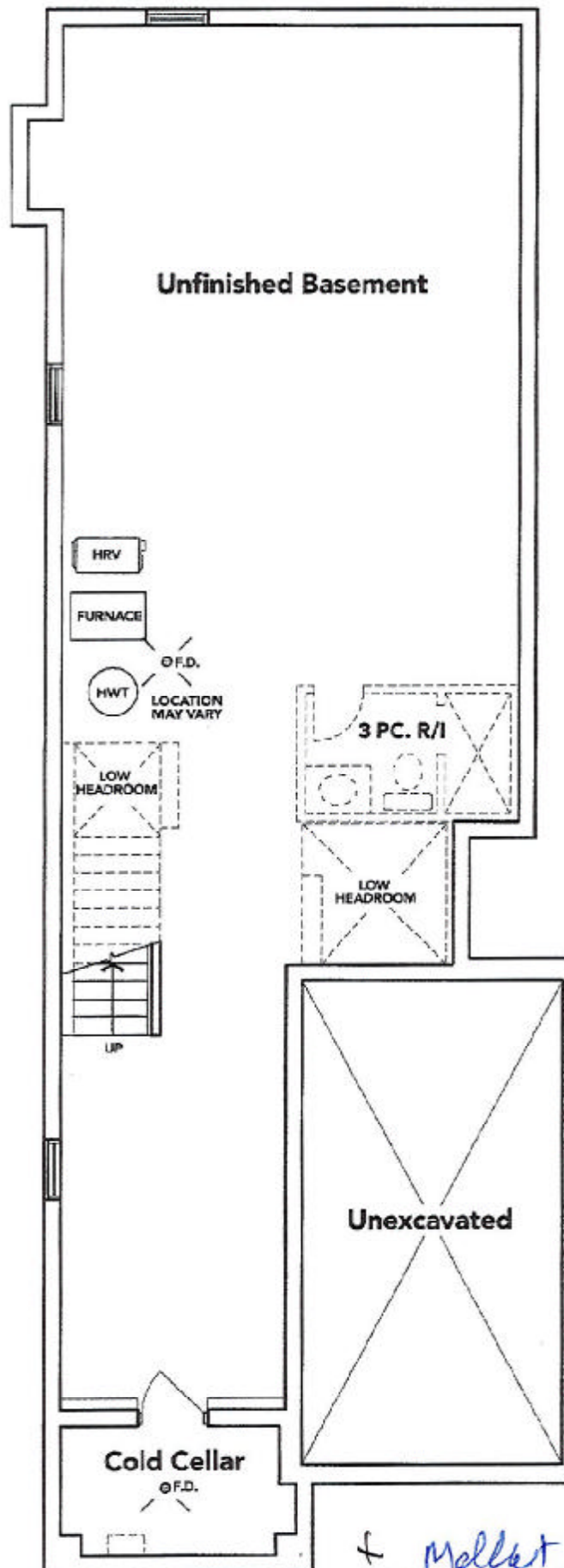
Townhouse No. 235 BLOCK 189

Phase 5A

Model: William (2603) Elev B1 4 Bed - 2+1 Bath

End - Standard

SKETCH #3



### BASEMENT EL. B1

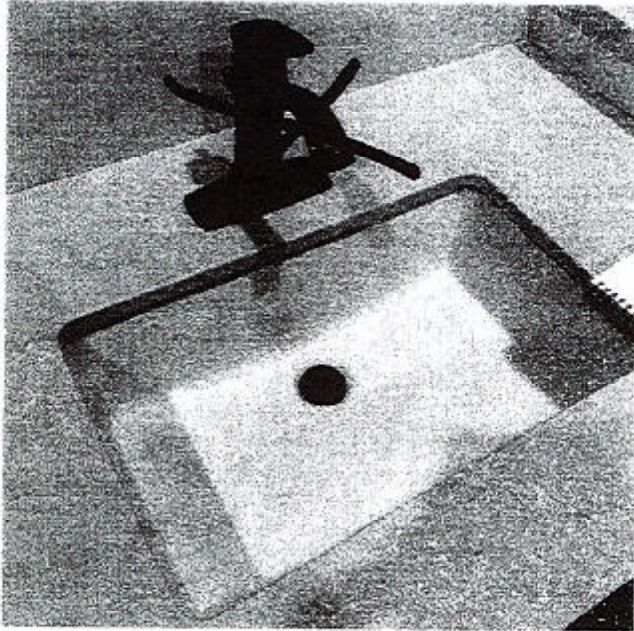
*Handwritten signatures and initials:*  
 + Mallet Kour Bute  
 + [Signature] Safe Bute

The floor plans and elevations shown are pre-construction plans and may be revised or improved as necessitated by architectural controls and the construction process. The measurements adhere to the rules and regulations of the TARION Warranty Corporation's official method for the calculation of floor area. Materials, specifications and floor plans are subject to change without notice. All house renderings are artist's concept only. Actual usable floor space may vary from the stated floor area. All options shown are upgrades. E. & O. E.

SCHEDULE "B-1" - Page 1 of 3

Initials:

THAMES 5A: LOT 235  
RE: UPG BATHROOM SINKS



## DISPLAY ITEMS


### Sink ( Item 9)

Contrac Catena Undermount  
Model 4210CIY

X Maltit Kam abn X Maltit Sya Roke



THAMES 5A: LOT 235  
RE: UPG. KITCHEN SINK AND SOAP  
DISPENSER



## QUATRUS U 2

MODEL 401247

German engineered with 304 series, 16-gauge stainless steel

Zero-radius corners; X-joint drain grooves

Double level configuration for easy anti-leaking

18/10 chrome-plated exterior for exceptional luster, durability and strength

Universal installation

Minimum cabinet size: 36"



### Transitional Soap or Lotion Dispenser

Model 3942

Chrome

Myrtle + Karen Decker Kenneth Lynn Burke

THAMES 5A: LOT 235  
RE: UPG. CHIMNEY HOODFAN

## Specifications

Air Flow Volume: 650 CFM  
Electrical Connection: 120V/60Hz  
Power Consumption: 240 Watts  
Current: 2.0 Amps  
Fan Speed: 1599 RPM  
Finishes: Stainless Steel  
Duct: 6" Round  
Knock-out: 6" Round - Top Only  
Dimensions: Width: 30"/36"  
Height: 44 1/2"  
Depth: 19 3/4"  
Noise Level: Min. 2 Sones  
Max. 7 Sones



SCB722 - Baffle Filter



## Ordering Model Chart

Model	Colour	Knock-out	Duct	Size	Filter	CFM
SCB72230	Stainless Steel	6"	6" Round	30"	Baffle	650
<del>SCB72236</del>	<del>Stainless Steel</del>	<del>6"</del>	<del>6" Round</del>	<del>36"</del>	<del>Baffle</del>	<del>650</del>

## Notes

> model have size      > changed size

**Cyclone**®  
Breathe Better