



CONSTRUCTION SUMMARY

Lindsay 2017 Developments Inc. / Sugarwood

Lot/Unit: 113 Block 83 Phase/Building: 1 Model/Floor Plan: Sturgeon Lake(2006)Elev B
End 4Bed 2.5Bath

PLUMBING

| | | |
|-------------------|---|--|
| Inv.5462 | 1 - To supply and install the 3 pc. rough in in the unfinished basement... see sketch # 1 | |
| Line 70272 | Note: | |
| 16Mar22 / 16Mar22 | | |

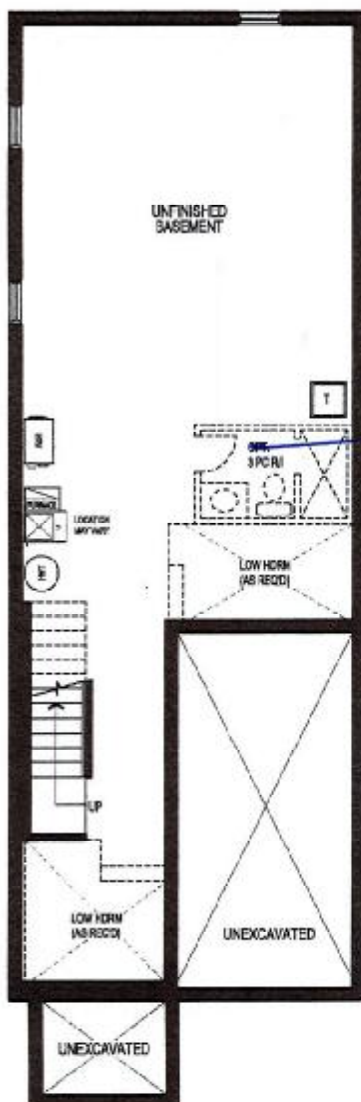
EXTRAS AS PER OFFER

| | |
|---|--|
| 5 APPLIANCE PACKAGE: STAINLESS STEEL FRIDGE, STOVE, BUILT-IN DISHWASHER: WHITE WASHER / DRYER (BUILDERS STANDARD LINE) Worksheet Note: | |
| QUARTZ KITCHEN COUNTERTOPS WITH UNDERMOUNT SINK (AS PER PLAN - BUILDERS STANDARD LINE) Worksheet Note: | |

SCHEDULE "B-1"
Floor Plan

Townhouse No. 113 Block 83
Phase 1
Model: Sturgeon Lake(2006)Elev B End 4Bed 2.5Bath
End - Standard

LOT: 113
BK: 83
Sugarwood
Sketch #1



3pc
R/LI

→ SEE ATTACHED FOR SIGNATURES

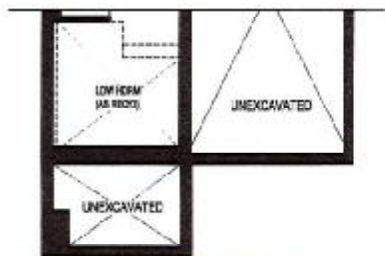
BASEMENT FLOOR PLAN, ELEV. A

The floor plans and elevations shown are pre-construction plans and may be revised or improved as necessitated by architectural controls and the construction process. The measurements adhere to the rules and regulations of the TARIION Warranty Corporation's official method for the calculation of floor area. Materials, specifications and floor plans are subject to change without notice. All house renderings are artist's concept only. Actual usable floor space may vary from the stated floor area. All options shown are upgrades. E. & O. E.

SCHEDULE "B-1" - Page 3 of 5

Initials: TN

inMS_014.rpt 11jan19



**PARTIAL
BASEMENT PLAN, ELEV. 'B'**

The floor plans and elevations shown are pre-construction plans and may be revised or improved as necessitated by architectural controls and the construction process. The measurements adhere to the rules and regulations of the TARIION Warranty Corporation's official method for the calculation of floor area. Materials, specifications and floor plans are subject to change without notice. All house renderings are artist's concept only. Actual usable floor space may vary from the stated floor area. All options shown are upgrades. E. & O. E.

SCHEDULE "B-1" - Page 4 of 5

Initials: TN

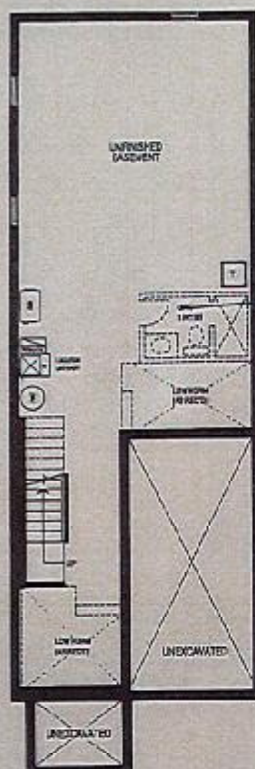
inMS_014.rpt 11jan19



at Division ID 22408780015-6124-0001
SCHEDULE "B-1"
Floor Plan

Division No. 113 Sheet 82
Phase 1
Model: Sturgeon Lake 0008 Elev 8 End (Sheet 2.08) Elev
End: Standard

LOT 113
BK: 83
Sugarwood
Sketch #1



3pc
R/LI

[Signature]

BASEMENT FLOOR PLAN, ELEV. 8

The floor plan and elevations shown are preliminary plans and may be revised or improved as necessitated by architectural reasons and the construction process. The measurements shown to the right and regulations of the TAYLOR-WATSON Corporation's official method for the calculation of floor area. Materials, specifications and floor plan are subject to change without notice. All floor loadings are subject to the owner's approval only. Actual usable floor space may vary from the stated floor area. All options shown are upgrades. E.A.O.C.

SCHEDULE "B-1" - Page 3 of 6

Sheet 82

4445 8/1/01 11/01/01



PARTIAL BASEMENT PLAN, ELEV. 8

The floor plan and elevations shown are preliminary plans and may be revised or improved as necessitated by architectural reasons and the construction process. The measurements shown to the right and regulations of the TAYLOR-WATSON Corporation's official method for the calculation of floor area. Materials, specifications and floor plan are subject to change without notice. All floor loadings are subject to the owner's approval only. Actual usable floor space may vary from the stated floor area. All options shown are upgrades. E.A.O.C.

SCHEDULE "B-1" - Page 4 of 5

Sheet 83

4445 8/1/01 11/01/01