

**KINGSMEN (THAMES) INC. / Havelock Corners (Kingsmen)**

**Lot/Unit: 47    Phase/Building: 5A    Model/Floor Plan: Edward (3602) Elev C 4 Bed - 2+1 Bath**

**CABINETRY**

Inv. <b>5607</b>	<b>1</b> - To accomodate for the 30" chimney hood fan in the kitchen... see spec's	
<b>Line 71497</b>	Note: Chimney hood fan sold seperately.	
13May22 / 13May22		

**CABINETRY APPLIANCE - FRIDGE**

Inv. <b>5607</b>	<b>1</b> - To supply & install the 66CM DEEP FRIDGE ENCLOSURE 1 WALL - 1 66CM DEEP GABLE AND 1 66CM DEEP CABINET in the kitchen... see sketch # 1	
<b>Line 71503</b>	Note:	
13May22 / 13May22		

**CABINETRY HOOD FANS**

Inv. <b>5607</b>	<b>1</b> - To supply & install the HOOD FAN - PRO COLLECTION (SCB72230) WALL MOUNT RANGE HOOD WITH 650 CFM FAN - 30 INCH in lieu of the standard hood fan. ... see spec's	
<b>Line 71496</b>	Note:	
13May22 / 13May22		

**CABINETRY PANTRY**

Inv. <b>5607</b>	<b>2</b> - To supply & install an approx. 24" + - wide ( 2 door wide ) PANTRY 66 CM DEEP IN LIEU OF UPPER - BASE cabinets in the kitchen... see sketch # 1	
<b>Line 71504</b>	Note:	
13May22 / 13May22		

**CABINETRY VANITY**

Inv. <b>5607</b>	<b>1</b> - To INCREASE VANITY TO KITCHEN HEIGHT- MAINTAINS VANITY DEPTH - in the master ensuite bathroom only...	
<b>Line 71505</b>	Note:	
13May22 / 13May22		

**CABINETRY WALL AND HUTCH**

Inv. <b>5607</b>	<b>1</b> - To supply & install a GLASS DOOR - CLEAR GLASS to the upper angled corner cabinet... see sketch # 1	
<b>Line 71514</b>	Note:	
13May22 / 13May22		
Inv. <b>5607</b>	<b>1</b> - To supply & install th eUPPER ANGLE CORNER PER UNIT - in the kitchen... see sketch # 1	
<b>Line 71501</b>	Note:	
13May22 / 13May22		

**COUNTER TOP**

Inv. <b>5607</b>	<b>1</b> - To supply & install a shower niche ' IMPERIAL WHITE" in the master ensuite shower.... see sketch # 2 for installation location	
<b>Line 71498</b>	Note:	
13May22 / 13May22		

KINGSMEN (THAMES) INC. / Havelock Corners (Kingsmen)

Lot/Unit: 47    Phase/Building: 5A    Model/Floor Plan: Edward (3602) Elev C 4 Bed - 2+1 Bath

Inv. <b>5607</b>	<b>1</b> - As per schedule "PE": Vendor to include level 1, 2cm. quartz in all bathrooms, as per plan, in lieu of the included laminate countertops. Selections to be made from builders standard samples.	
Line <b>71485</b>	Note:	
13May22 / 13May22		

ELECTRICAL

Inv. <b>5607</b>	<b>1</b> - To supply & insall the standard T.V. rough in in the great room and master bedroom... see sketch # 1 & # 2	
Line <b>71486</b>	Note: Install the T.V. rough in in the great room at approx. 66 " + - up from the floor centered +- to the F/P mantle.	
13May22 / 13May22		
Inv. <b>5607</b>	<b>1</b> - To supply & install the standard Phone ( CAT 5 ) rough in in the great room, master bedroom and bedroom # 4 .... see sketch # 1 & # 2	
Line <b>71487</b>	Note: Install the Phone (CAT 5 ) rough in in the great room at approx. 66 " + - up from the floor centered +- to the F/P mantle.	
13May22 / 13May22		
Inv. <b>5607</b>	<b>1</b> - To SUPPLY AND INSTALL AN ADDITIONAL BASIC RECEPTACLE (NOT DEDICATED) at approx. 66" + - up from the floor centered to the F/P mantle in the great room	
Line <b>71488</b>	Note: See sketch # 1	
13May22 / 13May22		
Inv. <b>5607</b>	<b>1</b> - To supply & install SIX pot lights in the GREAT ROOM ... see sketch # 1	
Line <b>71492</b>	Note: Do not supply or install the standard ceiling light in the great room, have standard switch connected to these upgraded pot lights.	
13May22 / 13May22		
Inv. <b>5607</b>	<b>1</b> - Relcoate the standard kitchen light over to the kitchen island area ( do not install the light, have wires capped) and to supply and install an additional capped elec. also above the kitchen island, both connected to the standard switch in the kitchen	
Line <b>71493</b>	Note: .. see sketch # 1	
13May22 / 13May22		
Inv. <b>5607</b>	<b>1</b> - To supply & install FOUR pot lights in the KITCHEN connected to a sep. swtich ... see sketch # 1	
Line <b>71494</b>	Note:	
13May22 / 13May22		
Inv. <b>5607</b>	<b>1</b> - Relocate the standard ceiling light from the upper stair landing to O.T.B. area on the second floor..... see sketch # 2	
Line <b>71495</b>	Note:	
13May22 / 13May22		

HARDWOOD

Inv. <b>5607</b>	<b>1</b> - To supply & install the 3 1/2" Elements oak to the upper hallway area in lieu of the standard carpet... see colour chart for details.	
Line <b>71507</b>	Note:	
13May22 / 13May22		
Inv. <b>5607</b>	<b>1</b> - To supply & install the 3 1/2" Elements oak to the master bedroom in lieu of the standard carpet... see colour chart for details.	
Line <b>71508</b>	Note:	
13May22 / 13May22		

KINGSMEN (THAMES) INC. / Havelock Corners (Kingsmen)

Lot/Unit: 47    Phase/Building: 5A    Model/Floor Plan: Edward (3602) Elev C 4 Bed - 2+1 Bath

Inv.5607	1 - To supply & install the 3 1/2" Elements oak to bedroom # 2 in lieu of the standard carpet... see colour chart for details.	
Line 71509	Note:	
13May22 / 13May22		
Inv.5607	1 - To supply & install the 3 1/2" Elements oak to bedroom # 3 in lieu of the standard carpet... see colour chart for details.	
Line 71510	Note:	
13May22 / 13May22		
Inv.5607	1 - To supply & install the 3 1/2" Elements oak to bedroom # 4 in lieu of the standard carpet... see colour chart for details.	
Line 71511	Note:	
13May22 / 13May22		

HEATING AND AIR CONDITIONING

Inv.5607	1 - As per schedule "PE": Vendor to install capped gas line ( orugh in only ) at rear of home for future BBQ location. Location to be installed at vendors sole discretion.	
Line 71483	Note:	
13May22 / 13May22		
Inv.5607	1 - As per schedule "PE": Vendor to supply & install air conditioning unit, sized accordingly, from vendors standard samples.	
Line 71484	Note:	
13May22 / 13May22		

HVAC

Inv.5607	1 - To supply & install a gas line ( rough in only ) and an electrical outlet for a future gas stove in the kitchen.	
Line 71490	Note:	
13May22 / 13May22		
Inv.5607	1 - To supply & install a HUMMIDIFIER to the furnace...	
Line 71491	Note:	
13May22 / 13May22		

MISCELLANEOUS

PLUMBING

Inv.5607	1 - To supply & install the KITCHEN SINK - BLANCO QUATRUS U2 DBL UNDERMOUNT - MODEL 401247 in the kitchen in lieu of the standard top mount sink...see spec's	
Line 71499	Note: Still to install the standard kitchen faucet with NO PLATE.	
13May22 / 13May22		
Inv.5607	5 - To supply & install the VANITY SINK - CONTRAC CATENA UNDERMOUNT - MODEL 4210CIY in the powder room, main bathroom and master ensuite in lieu of the standard top mount sinks... see spec's	
Line 71500	Note: Still to install the standard lav. faucets.	
13May22 / 13May22		

TILE - WALL

KINGSMEN (THAMES) INC. / Havelock Corners (Kingsmen)

Lot/Unit: 47    Phase/Building: 5A    Model/Floor Plan: Edward (3602) Elev C 4 Bed - 2+1 Bath

Inv.5607	1 - To supply & install the UPGRADE 1 - BACKSPLASH TILE - - KITCHEN SPLASH TILE in a 70/30 + - off set horizontal brick pattern in the kitchen, to include the area around the chimney hood fan, upto bulk head... see colour chart for details	
Line 71506	Note:	
13May22 / 13May22		

EXTRAS AS PER OFFER

5 FREE APPLIANCES – STAINLESS STEEL FRONT - FRIDGE; STOVE AND DISHWASHER. WHITE WASHER AND DRYER (SUPPLIED ONLY, NOT INSTALLED, FROM BUILDERS STANDARD LINE). AN APPLIANCES VOUCHER WILL BE GIVEN BY OUR DECOR CONSULTANT AT THE TIME OF BOOKING YOUR COLOUR A <i>Worksheet</i> Note:	
VENDOR TO INSTALL CAPPED GAS LINE (ROUGH-IN ONLY) AT REAR OF HOME FOR FUTURE BBQ LOCATION.   LOCATION TO BE FINALIZED AT VENDORS SOLE DISCRETION. <i>Worksheet</i> Note:	
VENDOR TO SUPPLY & INSTALL AIR CONDITIONING UNIT, SIZED ACCORDINGLY, FROM VENDORS STANDARD SAMPLES. <i>Worksheet</i> Note:	
VENDOR TO INCLUDE LEVEL 1, 2CM QUARTZ IN ALL BATHROOMS, AS PER PLAN, IN LIEU OF THE INCLUDED LAMINATE COUNTER TOPS. SELECTIONS TO BE MADE FROM BUILDERS STANDARD SAMPLES. <i>Worksheet</i> Note:	

Purchaser: DAVID ISSAKY

Property: 47 of Plan - Draft Approval SB17-03-08

Telephone Res. / Bus: /

Project: KINGSMEN (THAMES) INC.

Decor Advisor: Barbara Coccia

Model and Elevation: Edward (3602) Elev C 4 Bed - 2+1 Bath

Layout Changes: ☐ Yes ☒ No

Sketch Attached: ☒ Yes ☐ No

Exterior Colour Scheme:

### 1. Cabinetry

	Style and Colour	Counter Top	Hardware
Kitchen / Breakfast	#3 Charleston 3DL Orchid	#1, C/S # 9141 Ice Snow 3cm.	#12881 Handle
Kitchen Island	#3 Charleston 3DL Orchid	#1, C/S # 9141 Ice Snow 3cm.	#12881 Handle
Laundry Room	/		
Powder Room	#3 Charleston 3DL Orchid	#1, C/S # 9141 Ice Snow 2cm.	#12881 Handle
Main Bathroom	#3 Charleston 3DL Orchid	#1, C/S # 9141 Ice Snow 2cm.	#12881 Handle
Master Ensuite Bathroom	#3 Charleston 3DL Orchid	#1, C/S # 9141 Ice Snow 2cm.	#12881 Handle
Second Ensuite Bathroom (If Applicable)	/		
	/		
	/		

Appliances

Custom Size Fridge

☐ Yes ☒ No

Valance Lighting

☐ Yes ☒ No

Microwave / Range Hood

☐ Yes ☒ No

Cooktop / Rangetop

☐ Yes ☒ No

Built in Wall Oven

☐ Yes ☒ No

Slide-in Range

☐ Yes ☒ No

Comment

### 2. Flooring

	Selection
Foyer	13 x 13" Bellina Grey
Main Hall	3 1/2" Elements oak natural
Back Hall	/
Breakfast	13 x 13" Bellina Grey
Laundry Room	13 x 13" Bellina Grey
Kitchen	13 x 13" Bellina Grey
Powder Room	13 x 13" Bellina Grey
Main Bathroom	13 x 13" Bellina Grey
Master Ensuite	13 x 13" Bellina Grey
Bathroom (If Applicable)	/
Mud Room	/
Master ens. shower floor	2x2" Ontario Snow White Matte
Living Room	/
Dining Room	3 1/2" Elements oak natural
Family / Great Room	3 1/2" Elements oak natural
Den / Library / Study	/
Basement Landing (If Applies)	
Lower Landing (If Applicable)	3 1/2" Elements oak natural
Upper Landing	( if applicable ) 3 1/2" Elements oak natural
Upper Hall	*3 1/2" Elements oak natural
Master Bedroom	*3 1/2" Elements oak natural
Bedroom #2	*3 1/2" Elements oak natural
Bedroom #3	*3 1/2" Elements oak natural
Bedroom #4	*3 1/2" Elements oak natural
Bedroom #5	/
Master ens. shower jamb	Anatolia Marmiline SNOW

RECEIVED

MAY 13 2022

Flooring Continued on Page 2

Initial:



Page 1 of 3



Purchaser: DAVID ISSAKY

Property: 47 of Plan - Draft Approval SB17-03-08

Telephone Res. / Bus: /

Project: KINGSMEN (THAMES) INC.

Decor Advisor: Barbara Coccia

Model and Elevation: Edward (3602) Elev C 4 Bed - 2+1 Bath

2. Flooring - Continued -

Upgrade Underpad	Type	Area
	/	/
Carpet on Stairs	Capped	Runner - *Upgrade
	/	/
Comment		
/		

### 3. Plumbing Fixtures / Faucets

Kitchen	Standard	Second Ensuite	/	Powder Room	Standard
Master Ensuite	Standard			Other Room	/
Main Bathroom	Standard				

#### Comment


Purchaser has upgraded to an under mount sink in the kitchen, still to install the standard kitchen faucet with NO PLATE.  
Purchaser has upgraded to under mount vanity sinks in all bathrooms, still to install the standard lav. faucets.

### 4. Wall Tile

	Tile Selection	Listello	Insert	Insert Selection
Main Bathroom	8x10" Bellina Grey	<input type="checkbox"/>	<input type="checkbox"/>	
Master Ensuite				
Tub Deck	13 x 13" Bellina Grey	<input type="checkbox"/>	<input type="checkbox"/>	
Tub Apron	13 x 13" Bellina Grey	<input type="checkbox"/>	<input type="checkbox"/>	
Tub Surround	13 x 13" Bellina Grey	<input type="checkbox"/>	<input type="checkbox"/>	
Shower Stall	8x10" Bellina Grey	<input type="checkbox"/>	<input type="checkbox"/>	
Second Ensuite	/	<input type="checkbox"/>	<input type="checkbox"/>	
	/	<input type="checkbox"/>	<input type="checkbox"/>	
	/	<input type="checkbox"/>	<input type="checkbox"/>	
Kitchen Backsplash	*3x6" Marlow Cloud Glossy 70/30+ - off set horizontal	<input type="checkbox"/>	<input type="checkbox"/>	
Complete Backsplash	/	<input type="checkbox"/>	<input type="checkbox"/>	

#### Comment

\*Install standard 8x10" Wall tile on the 10" side Stacked Horizontal where applicable bc.



horizontal stacked



brick pattern



vertical stacked



diagonal/diamond

### 5. Fireplace

#### Living Room

Purchased ☐ As Per Plan ☐ N/A ☐

#### Family Room

Purchased ☐ As Per Plan ☐ N/A ☐

#### Other Room - Specify Great room

Purchased ☐ As Per Plan ☒ N/A ☐

Fireplace Type

Mantle Type

Over Mantle

Colour / Stain

Surround

Hearth

Comment

/

Front Facing

NF-08

/

White

/

/

RECEIVED

MAY 13 2022

Initial:

*DI*

Page 2 of 3

Purchaser: DAVID ISSAKY

Telephone Res. / Bus: /

Decor Advisor: Barbara Coccia

Property: 47 of Plan - Draft Approval SB17-03-08

Project: KINGSMEN (THAMES) INC.

Model and Elevation: Edward (3602) Elev C 4 Bed - 2+1 Bath

### 6. Trim Carpentry

Door Hardware Standard handle

Interior Trim Standard

Comment

/

#### Interior Doors

☐ 2 Panel Arch Top

☒ 2 Panel Square Top

☐ 6 Panel

Initial for Door Style



DI

### 7. Railings and Pickets

Railing Package Standard oak STRAIGHT picket package

Railing Colour Elements Natural

Picket Colour Elements Natural

Wood Stairs ☐ No ☒ Oak

Tread Colour Elements Natural

Comment

/

### 8. Plaster Mouldings and Medallions

Foyer /

Kitchen/Breakfast /

Main Hall /

Den/Library /

Living Room /

Lower Landing /

Dining Room /

Family Room /

Comment

/

### 9. Wall Paint

Kingsmen White

Smooth Ceilings ☐ First Floor

☐ First Floor incl. Second Floor Hall

☐ First and Second Floor

☒ Throughout

☐ Not Applicable

Trim Paint Kingsmen White


### 10. Additional Comments

/

RECEIVED

MAY 13 2022

### 11. Disclaimers and Notes

- Colours of all materials are as close as possible to builder's selection, but not necessarily identical due to variances in manufacturing.
- Any extras listed above are null and void unless accompanied by a separate invoice/amendment. Said invoice must be paid in full.
- The Purchaser acknowledges that after Interior Colour Selection form is signed and dated, no further changes will be permitted other than re-selection due to unavailability.  Purchaser's Initials.
- The Purchaser acknowledges reading and accepting the "Kingsmen Group Décor Centre Disclaimers" form. This document contains other miscellaneous disclaimers.

This Interior Colour Selection is final and approved by:

Purchaser:

Signature:

Date: 05.13.22

Vendor:

KINGSMEN (THAMES) INC.

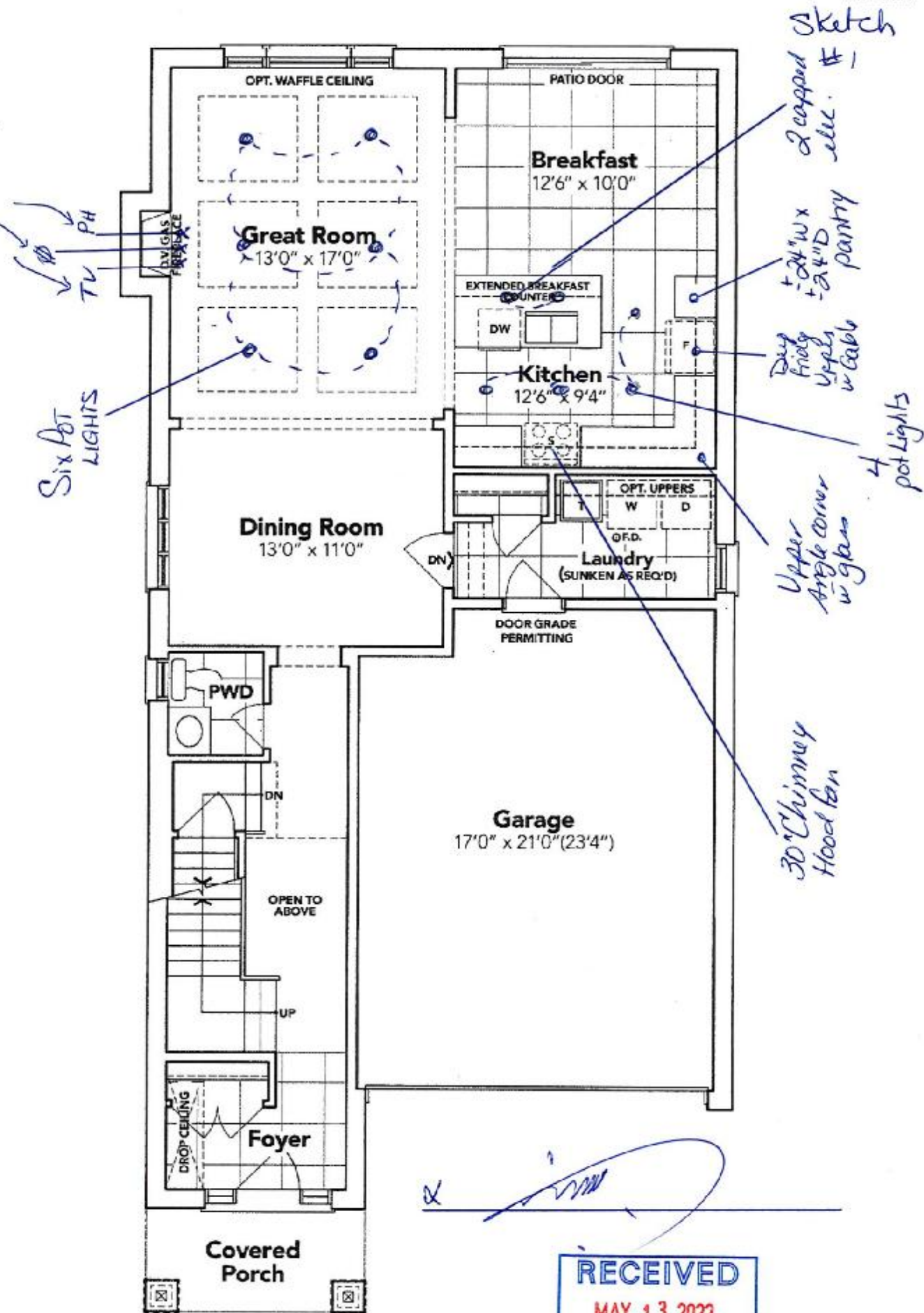
may 16/22



**SCHEDULE "B-1"**  
**Floor Plan**

Lot 47  
Phase 5A  
Model: Edward (3802) Elev C 4 Bed - 2+1 Bath  
Standard

*all @ 66" ± up from floor*



**GROUND FLOOR EL. C**

The floor plans and elevations shown are pre-construction plans and may be revised or improved as necessitated by architectural controls and the construction process. The measurements adhere to the rules and regulations of the TARIION Warranty Corporation's official method for the calculation of floor area. Materials, specifications and floor plans are subject to change without notice. All house renderings are artist's concept only. Actual usable floor space may vary from the stated floor area. All options shown are upgrades. E. & O. E.

**RECEIVED**  
**MAY 13 2022**

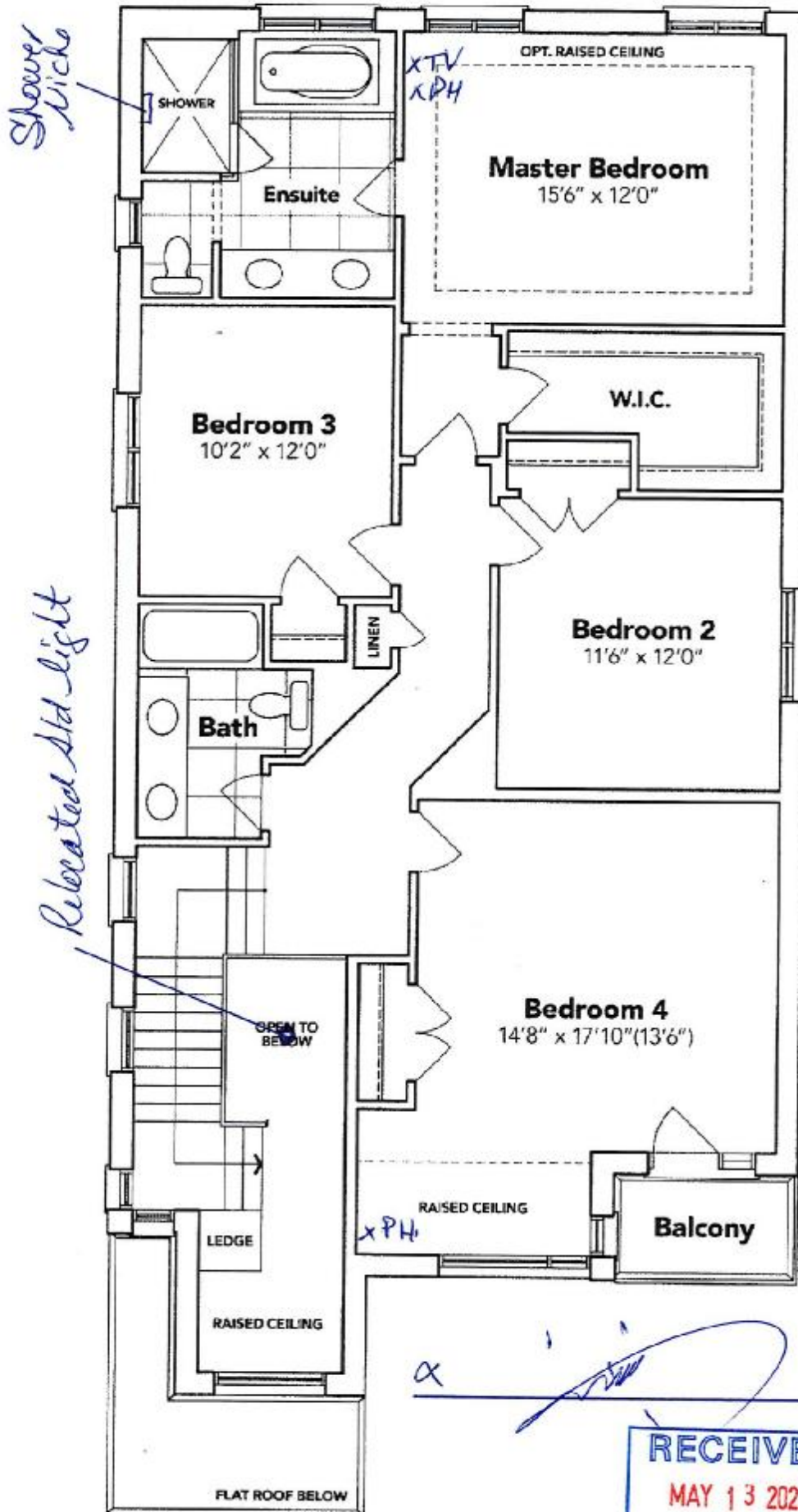




**SCHEDULE "B-1"**  
**Floor Plan**

Lot 47  
Phase 5A  
Model: Edward (3602) Elev C 4 Bed - 2+1 Bath  
Standard

Sketch  
#2



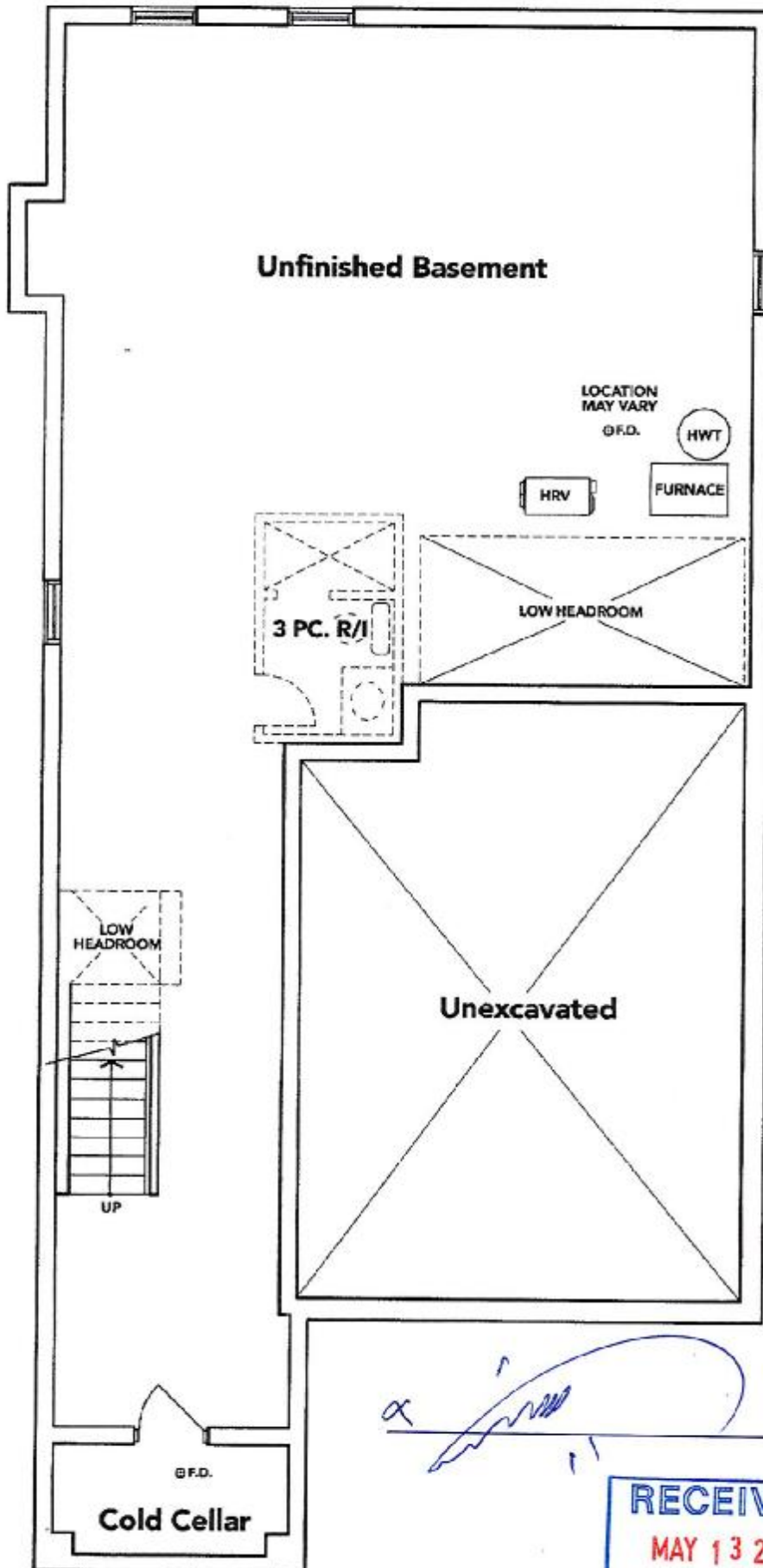
**SECOND FLOOR EL. C**

The floor plans and elevations shown are pre-construction plans and may be revised or improved as necessitated by architectural controls and the construction process. The measurements adhere to the rules and regulations of the TARIION Warranty Corporation's official method for the calculation of floor area. Materials, specifications and floor plans are subject to change without notice. All house renderings are artist's concept only. Actual usable floor space may vary from the stated floor area. All options shown are upgrades. E. & O. E.

**SCHEDULE "B-1"**  
**Floor Plan**

Lot 47  
Phase 5A  
Model: Edward (3602) Elev C 4 Bed - 2+1 Bath  
Standard

*Sketch #3*



**BASEMENT EL. C**

The floor plans and elevations shown are pre-construction plans and may be revised or improved as necessitated by architectural controls and the construction process. The measurements adhere to the rules and regulations of the TARION Warranty Corporation's official method for the calculation of floor area. Materials, specifications and floor plans are subject to change without notice. All house renderings are artist's concept only. Actual usable floor space may vary from the stated floor area. All options shown are upgrades. E. & O. E.

LOT 47 THAMES PH. 5 A  
RE: UPG. UNDERMOUNT  
KITCHEN SINK

# BLANCO

## Sink Specifications

Colour	SKU
brushed finish	401247

## QUATRUS U 2

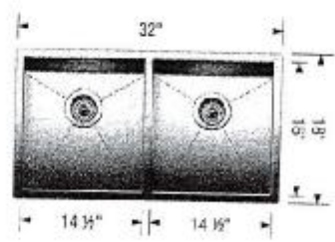
### Design and planning tips

- Min cabinet size: 36 in ( 915 mm )
- Bowl Depth: 9 in ( 230.0 mm )

#### Specifications:

Installation clips, Sink template, Installation instructions, 3 1/2" (90 mm) stainless steel strainers

Depending on cabinet construction, a different cabinet size may be required. Consult the cabinet manufacturer.



*[Handwritten signature]*

LOT 47 THAMES PH. 5 A  
RE: UPG. UNDERMOUNT  
BATHROOM SINKS


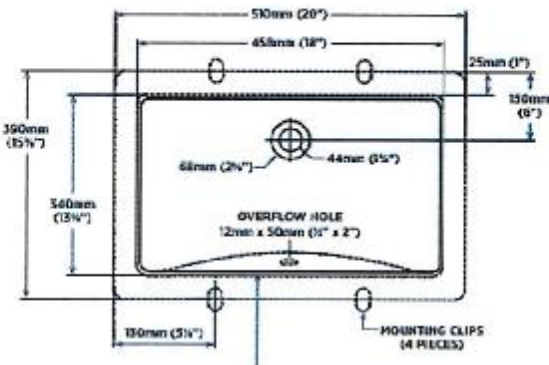
CATENA  
RECTANGULAR UNDERMOUNT SINK  
■ 4210CIY Undermount Sink

**PRODUCT SPECS:**  
- Vitreous china  
- Front overflow hole  
- Template and mounting hardware supplied

**DIMENSIONS:**  
**Outer:**  
510mm W x 390mm D x 190mm H  
20" W x 15 1/4" D x 7 1/2" H  
**Inner:**  
458mm W x 340mm D x 140mm H  
18" W x 13 1/4" D x 5 1/2" H

**COMPLIANCE CERTIFICATIONS**  
Meets or exceeds the following:  
- IAPMO cUPC  
- ASME A112.19.2 / CSA B45.1  
- DBC Section 3.8 Barrier Free design and CSA B651 Standard

**SHIPPING**  
Cube 1.72  
GW 27 lbs



**TO BE SPECIFIED**  
Colour:  
■ Soft White

NOTE: Dimensions of fixtures are nominal and may vary within the range of tolerances established by ASME standard A112.19.2. These measurements are subject to change or cancellation. No responsibility is assumed for use of superseded or revised pages.  
Products are designed to comply with CSA B651 Standard and DBC barrier free requirements. It shall be the responsibility of the installer to comply with the local disability codes and standards prior to installing the product.



*[Handwritten signature]*



Specifications

Air Flow Volume: 650 CFM  
Electrical Connection: 120V/60Hz  
Power Consumption: 240 Watts  
Current: 2.0 Amps  
Fan Speed: 1599 RPM  
Finishes: Stainless Steel  
Duct: 6" Round  
Knock-out: 6" Round - Top Only  
Dimensions: Width: 30"/36"  
Height: 44 1/2"  
Depth: 19 3/4"  
Noise Level: Min. 2 Sones  
Max. 7 Sones



SCB722 - Baffle Filter



Ordering Model Chart

Model	Colour	Knock-out	Duct	Size	Filter	CFM
SCB72230	Stainless Steel	6"	6" Round	30"	Baffle	650
SCB72236	Stainless Steel	6"	6" Round	36"	Baffle	650

Notes

*[Handwritten signature]*

Cyclone®