



CONSTRUCTION SUMMARY

KINGSMEN (THAMES) INC. / Havelock Corners (Kingsmen)

Lot/Unit: 48 Phase/Building: 5A Model/Floor Plan: James (3601) Elev C 4 Bed - 2+1 Bath

CABINETRY VANITY

Inv.5692	1 - To supply & install a VANITY BANK OF DRAWERS in the master ensuite bathroom... see sketch # 2	
Line 72949	Note:	
4Aug22 / 4Aug22		

COUNTER TOP

Inv.5692	1 - As per schedule "PE": Vendor to include level 1, 2cm. quartz in kitchen and all bathrooms, as per plan, in lieu of the included laminate counter tops. Selections to be made from builders standard samples.	
Line 72934	Note:	
4Aug22 / 4Aug22		

ELECTRICAL

Inv.5692	1 - To supply & install the standard T.V. rough in in the great room and master bedroom... see sketch # 1 & # 2	
Line 72940	Note: Install the standard T.V. cable at approx. 66 + - up from the floor centered to the F/P mantle.	
4Aug22 / 4Aug22		
Inv.5692	1 - To supply & install the standard Phone (CAT 5) rough in in the great room, master bedroom & bedroom # 2 ... see sketch # 1 & # 2	
Line 72941	Note: Install the standard Phone (CAT 5) cable at approx. 66 + - up from the floor centered to the F/P mantle.	
4Aug22 / 4Aug22		
Inv.5692	1 - To SUPPLY AND INSTALL AN ADDITIONAL BASIC RECEPTACLE (NOT DEDICATED) at approx. 66" + - up from the floor centered + - to the F/P mantle	
Line 72942	Note: in the great room... see sketch # 1	
4Aug22 / 4Aug22		
This is for a future wall mount T.V.		
NO CONDUIT PIPE HAS BEEN PURCHASED.		
Inv.5692	1 - Relcoate the standard ceiling light from the upper stair landing to the O.T.B. area on the 2nd. floor... see sketch # 2	
Line 72943	Note:	
4Aug22 / 4Aug22		
Inv.5692	1 - To SUPPLY AND INSTALL EXTRA CEILING BOX ROUGH IN CAPPED (DOES NOT INCLUDE SWITCH) over the kitchen island in the kitchen... see sketch # 1	
Line 72944	Note: This cap will be connected to a sep. switch, switch sold sep.	
4Aug22 / 4Aug22		
Inv.5692	1 - To suppy & install AN ADDITIONAL SINGLE POLE SWITCH connected to the upgraded capped elec. over the kitchen island.	
Line 72945	Note:	
4Aug22 / 4Aug22		

HEATING AND AIR CONDITIONING

Inv.5692	1 - As per schedule "PE": Vendor to install capped gas line (rough in only) at rear of house for future BBQ location. Location to be finalized at vendors sole discretion.	
Line 72932	Note:	
4Aug22 / 4Aug22		

KINGSMEN (THAMES) INC. / Havelock Corners (Kingsmen)

Lot/Unit: 48 Phase/Building: 5A Model/Floor Plan: James (3601) Elev C 4 Bed - 2+1 Bath

Inv.5692	1 - As per schedule "PE": Vendor to supply & install air conditioning unit, sized accordingly, from vendors standard samples.	
Line 72933	Note:	
4Aug22 / 4Aug22		

MISCELLANEOUS

Inv.5692	1 - Do not supply or install any TOWEL BARS, TOILET PAPER HOLDERS OR SOAP DISHES throughout ALL bathrooms.	
Line 72950	Note:	
4Aug22 / 4Aug22		

PLUMBING

Inv.5692	5 - To supply & install the VANITY SINK - CONTRAC CATENA UNDERMOUNT - MODEL 4210CIY in the powder room, master ensuite and main bathroom in lieu of the standard top mount vanity sinks... see spec's	
Line 72951	Note: Still to install the standard lav. faucets.	
4Aug22 / 4Aug22		

EXTRAS AS PER OFFER

5 FREE APPLIANCES – STAINLESS STEEL FRONT - FRIDGE; STOVE AND DISHWASHER. WHITE WASHER AND DRYER (SUPPLIED ONLY, NOT INSTALLED, FROM BUILDERS STANDARD LINE). AN APPLIANCES VOUCHER WILL BE GIVEN BY OUR DECOR CONSULTANT AT THE TIME OF BOOKING YOUR COLOUR A <i>Worksheet</i> Note:		
VENDOR TO INSTALL CAPPED GAS LINE (ROUGH-IN ONLY) AT REAR OF HOME FOR FUTURE BBQ LOCATION. LOCATION TO BE FINALIZED AT VENDORS SOLE DISCRETION. <i>Worksheet</i> Note:		
VENDOR TO SUPPLY & INSTALL AIR CONDITIONING UNIT, SIZED ACCORDINGLY, FROM VENDORS STANDARD SAMPLES. <i>Worksheet</i> Note:		
VENDOR TO INCLUDE LEVEL 1, 2CM QUARTZ IN KITCHEN AND ALL BATHROOMS, AS PER PLAN, IN LIEU OF THE INCLUDED LAMINATE COUNTER TOPS. SELECTIONS TO BE MADE FROM BUILDERS STANDARD SAMPLES. <i>Worksheet</i> Note:		

Purchaser: SUPREET SINGH

Property: 48 of Plan - Draft Approval SB17-03-08

Telephone Res. / Bus: /

Project: KINGSMEN (THAMES) INC.

Decor Advisor: Barbara Coccia

Model and Elevation: James (3601) Elev C 4 Bed - 2+1 Bath

Layout Changes: ☐ Yes ☒ No

Sketch Attached: ☒ Yes ☐ No

Exterior Colour Scheme:

1. Cabinetry

	Style and Colour	Counter Top	Hardware
Kitchen / Breakfast	#3 Simcoe Orchid	#1, C/S # 3040 Cement 3cm.	#12881 Handle
Kitchen Island	#3 Simcoe Orchid	#1, C/S # 3040 Cement 3cm.	#12881 Handle
Laundry Room	/		
Powder Room	#3 Simcoe Rain Cloud	#1, C/S # 9141 Ice Snow 2cm.	#12881 Handle
Main Bathroom	#3 Trinity Viva Weekend Getaway	#1, C/S # 9141 Ice Snow 2cm.	#12881 Handle
Master Ensuite Bathroom	#3 Simcoe Rain Cloud	#1, C/S # 9141 Ice Snow 2cm.	#12881 Handle
Second Ensuite Bathroom (If Applicable)	/		
	/		
	/		

Appliances

Custom Size Fridge

☐ Yes ☒ No

Valance Lighting

☐ Yes ☒ No

Microwave / Range Hood

☐ Yes ☒ No

Cooktop / Rangetop

☐ Yes ☒ No

Built in Wall Oven

☐ Yes ☒ No

Slide-in Range

☐ Yes ☒ No

Comment

/

2. Flooring

	Selection
Foyer	13 x 13" Malena Ice
Main Hall	13 x 13" Malena Ice
Back Hall	/
Breakfast	13 x 13" Malena Ice
Laundry Room	13 x 13" Keaton Ice
Kitchen	13 x 13" Malena Ice
Powder Room	13 x 13" Malena Ice
Main Bathroom	13 x 13" Keaton Ice
Master Ensuite	13 x 13" Malena Carbon
Bathroom (If Applicable)	/
Mud Room	13 x 13" Malena Ice
Master ens. shower floor	2x2" Ontario snow white matte
Living Room	/
Dining Room	/
Family / Great Room	3 1/2" Elements Oak Natural
Den / Library / Study	/
Basement Landing (If Applies)	
Lower Landing (If Applicable)	3 1/2" Elements Oak Natural
Upper Landing	(if applicable) 3 1/2" Elements Oak Natural
Upper Hall	Modern Story 1, # 927 Morning Rain
Master Bedroom	Modern Story 1, # 927 Morning Rain
Bedroom #2	Modern Story 1, # 927 Morning Rain
Bedroom #3	Modern Story 1, # 927 Morning Rain
Bedroom #4	Modern Story 1, # 927 Morning Rain
Bedroom #5	/
Master ens. shower jamb	Anatolia Marmiline SNOW



Flooring Continued on Page 2

Initial: 

Page 1 of 3

Purchaser: SUPREET SINGH

Property: 48 of Plan - Draft Approval SB17-03-08

Telephone Res. / Bus: /

Project: KINGSMEN (THAMES) INC.

Decor Advisor: Barbara Coccia

Model and Elevation: James (3601) Elev C 4 Bed - 2+1 Bath

2. Flooring - Continued -

Upgrade Underpad	Type	Area
	Standard	2nd. floor
Carpet on Stairs	Capped	Runner - *Upgrade
Comment	/	/

3. Plumbing Fixtures / Faucets

Kitchen	Standard	Second Ensuite	/	Powder Room	Standard
Master Ensuite	Standard			Other Room	/
Main Bathroom	Standard				

Comment

Still to install the standard top mount kitchen sink with the standard kitchen faucet.
Purchaser has ugraded to under mount sinks in ALL bathrooms, still to install the standard lav. faucets.

4. Wall Tile

	Tile Selection	Listello	Insert	Insert Selection
Main Bathroom	8x10" Keaton Ice	<input type="checkbox"/>	<input type="checkbox"/>	
Master Ensuite				
Tub Deck	13 x 13" Malena Carbon	<input type="checkbox"/>	<input type="checkbox"/>	
Tub Apron	13 x 13" Malena Carbon	<input type="checkbox"/>	<input type="checkbox"/>	
Tub Surround	13 x 13" Malena Carbon	<input type="checkbox"/>	<input type="checkbox"/>	
Shower Stall	8x10" Malena Ice	<input type="checkbox"/>	<input type="checkbox"/>	
Second Ensuite	/	<input type="checkbox"/>	<input type="checkbox"/>	
	/	<input type="checkbox"/>	<input type="checkbox"/>	
	/	<input type="checkbox"/>	<input type="checkbox"/>	
Kitchen Backsplash	/	<input type="checkbox"/>	<input type="checkbox"/>	
Complete Backsplash	/	<input type="checkbox"/>	<input type="checkbox"/>	

Comment

Install the standard 8x10" wall tiles on the 10" side stacked horizontally in bathrooms where applicable.



horizontal stacked



brick pattern



vertical stacked



diagonal/diamond

5. Fireplace

	Living Room			Family Room			Other Room - Specify			Great room
	Purchased	As Per Plan	N/A	Purchased	As Per Plan	N/A	Purchased	As Per Plan	N/A	
Fireplace Type	<input type="radio"/>	<input type="radio"/>	<input checked="" type="radio"/>	<input type="radio"/>	<input type="radio"/>	<input checked="" type="radio"/>	<input type="radio"/>	<input checked="" type="radio"/>	<input type="radio"/>	
Mantle Type							Front Facing			
Over Mantle							NF-08			
Colour / Stain							/			
Surround							White			
Hearth							/			
Comment							/			



SS

Initial: _____

Purchaser: SUPREET SINGH

Property: 48 of Plan - Draft Approval SB17-03-08

Telephone Res. / Bus: /

Project: KINGSMEN (THAMES) INC.

Decor Advisor: Barbara Coccia

Model and Elevation: James (3601) Elev C 4 Bed - 2+1 Bath

6. Trim Carpentry

Door Hardware Standard Handle

Interior Trim Standard

Comment

/

Interior Doors

☐ 2 Panel Arch Top

☒ 2 Panel Square Top

☐ 6 Panel



Initial for Door Style

SS

7. Railings and Pickets

Railing Package Standard Oak STRAIGHT picket package

Railing Colour Elements Natural

Picket Colour Elements Natural

Wood Stairs ☐ No ☒ Oak

Tread Colour Elements Natural

Comment

/

8. Plaster Mouldings and Medallions

Foyer /

Main Hall /

Living Room /

Dining Room /

Family Room /

Kitchen/Breakfast /

Den/Library /

Lower Landing /

Comment

/

9. Wall Paint

Kingsmen White

Smooth Ceilings

☐ First Floor

☐ First Floor incl. Second Floor Hall

☐ First and Second Floor

☒ Throughout

☐ Not Applicable

Trim Paint Kingsmen White

10. Additional Comments

/



11. Disclaimers and Notes

- Colours of all materials are as close as possible to builder's selection, but not necessarily identical due to variances in manufacturing.
- Any extras listed above are null and void unless accompanied by a separate invoice/amendment. Said invoice must be paid in full.
- The Purchaser acknowledges that after Interior Colour Selection form is signed and dated, no further changes will be permitted other than re-selection due to unavailability. SS Purchaser's Initials
- The Purchaser acknowledges reading and accepting the "Kingsmen Group Décor Centre Disclaimers" form. This document contains other miscellaneous disclaimers.

This Interior Colour Selection is final and approved by:

Purchaser:

Signature: [Signature] Date: 4 Aug 2022

Vendor:

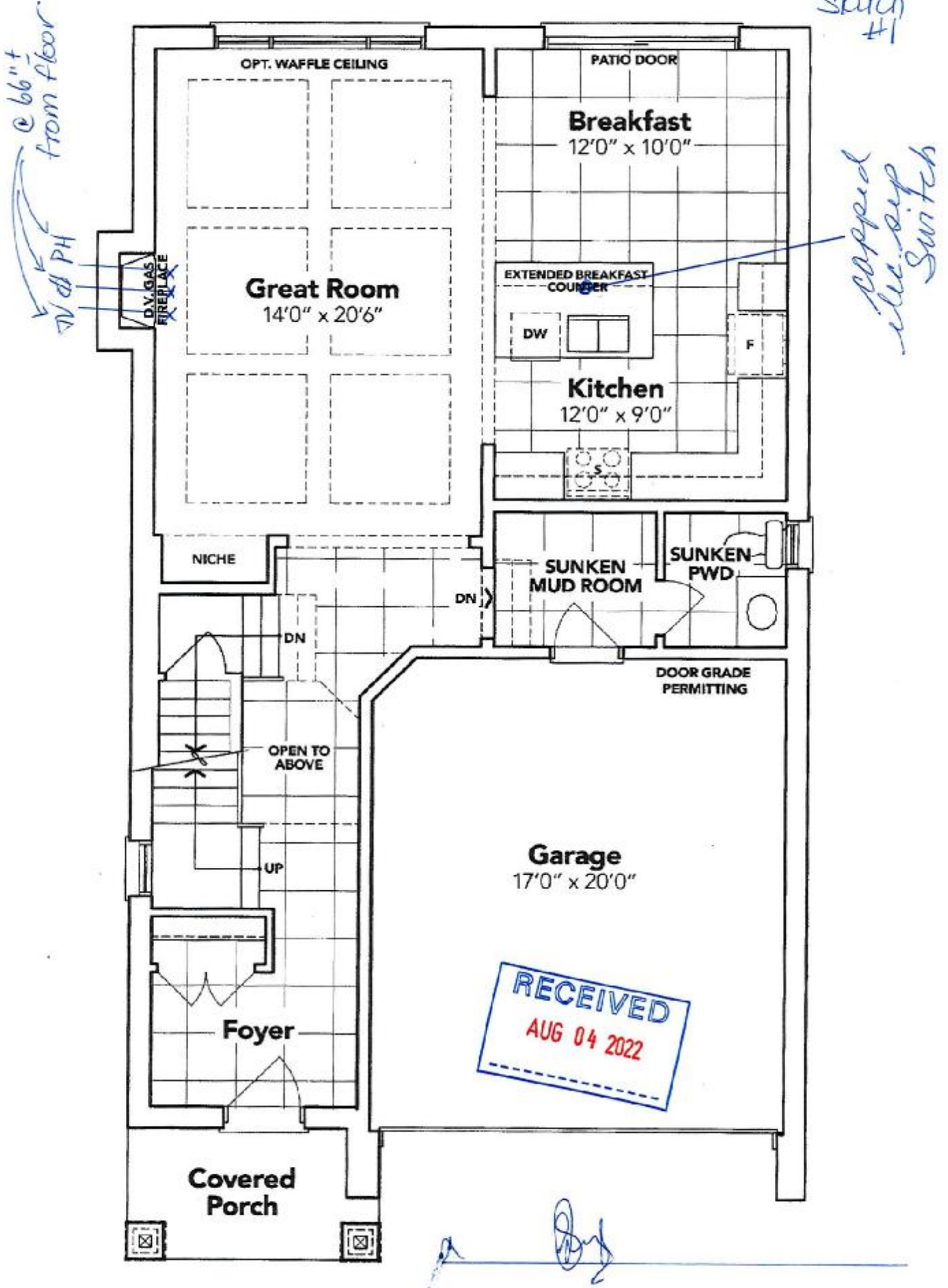
KINGSMEN (THAMES) INC.

Aug 8/22

SCHEDULE "B-1"
Floor Plan

Lot 48
Phase 5A
Model: James (3601) Elev C 4 Bed - 2+1 Bath
Standard

Sketch #1



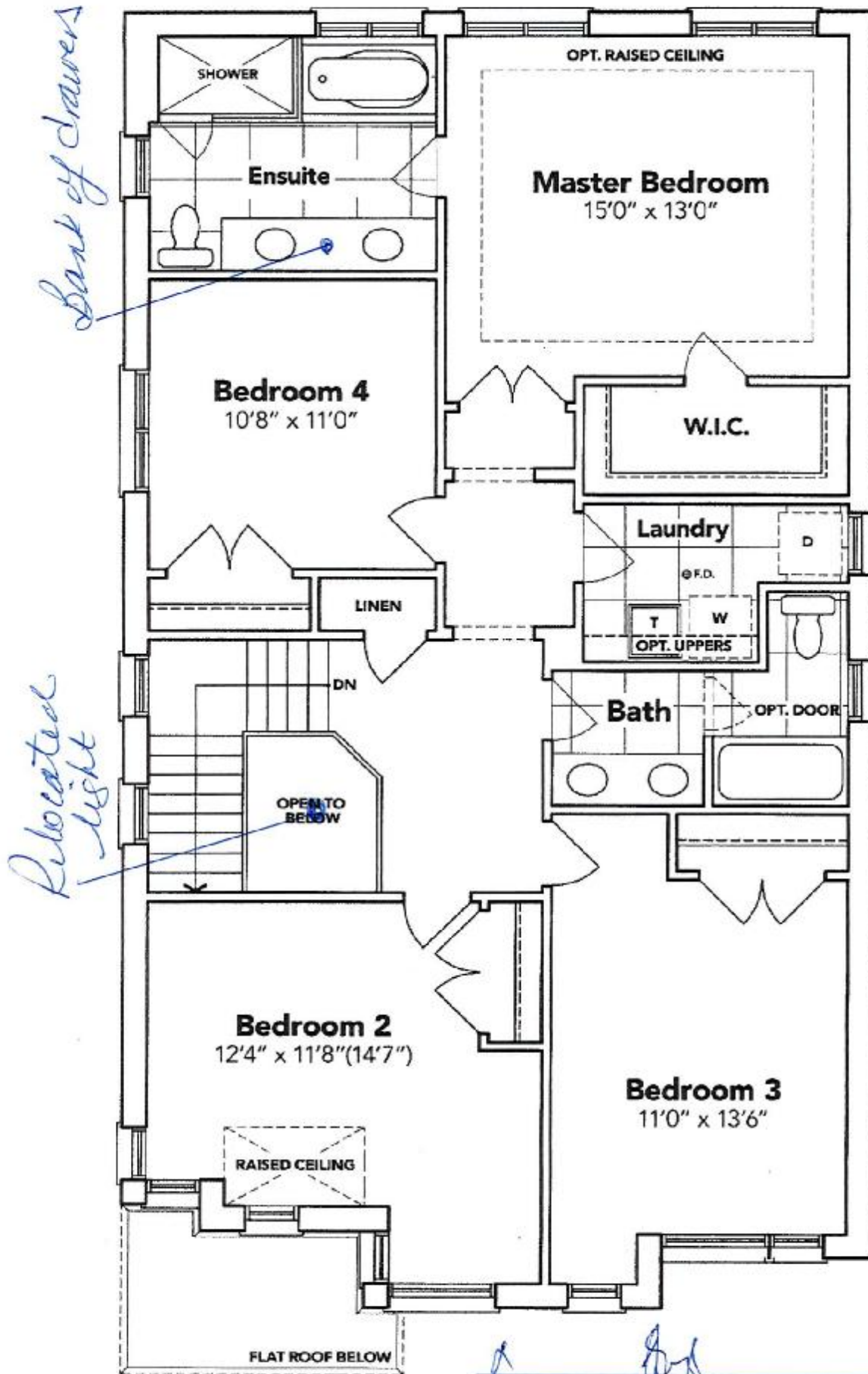
GROUND FLOOR EL. C

The floor plans and elevations shown are pre-construction plans and may be revised or improved as necessitated by architectural controls and the construction process. The measurements adhere to the rules and regulations of the TARIION Warranty Corporation's official method for the calculation of floor area. Materials, specifications and floor plans are subject to change without notice. All house renderings are artist's concept only. Actual usable floor space may vary from the stated floor area. All options shown are upgrades. E. & O. E.

SCHEDULE "B-1"
Floor Plan

Lot 48
Phase 5A
Model: James (3601) Elev C 4 Bed - 2+1 Bath
Standard

Sketch #2



SECOND FLOOR EL. C

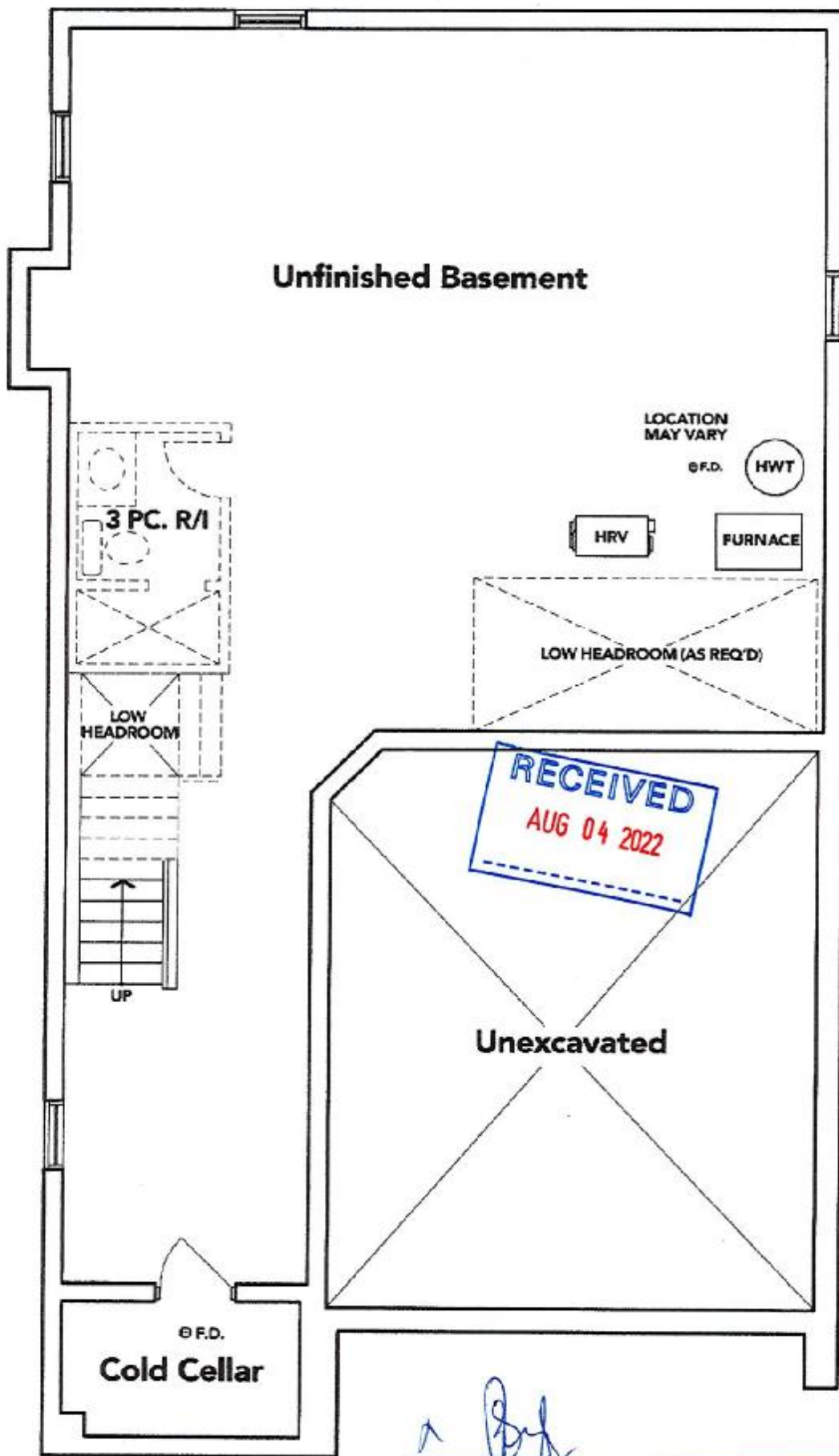
The floor plans and elevations shown are pre-construction plans and may be revised or improved as necessitated by architectural controls and the construction process. The measurements adhere to the rules and regulations of the TARIION Warranty Corporation's official method for the calculation of floor area. Materials, specifications and floor plans are subject to change without notice. All house renderings are artist's concept only. Actual usable floor space may vary from the stated floor area. All options shown are upgrades. E. & O. E.



SCHEDULE "B-1"
Floor Plan

Lot 48
Phase 5A
Model: James (3601) Elev C 4 Bed - 2+1 Bath
Standard

sketch
#3



BASEMENT EL. C

The floor plans and elevations shown are pre-construction plans and may be revised or improved as necessitated by architectural controls and the construction process. The measurements adhere to the rules and regulations of the TARION Warranty Corporation's official method for the calculation of floor area. Materials, specifications and floor plans are subject to change without notice. All house renderings are artist's concept only. Actual usable floor space may vary from the stated floor area. All options shown are upgrades. E. & O. E.

LOT 48 THAMES PH. 5 A
RE: UPGRADED UNDER MOUNT SINKS
FOR ALL BATHROOMS.

CATENA
RECTANGULAR UNDERMOUNT SINK

4210CIV Undermount Sink

- PRODUCT SPECS:**

 - Vitreous china
 - Front overflow hole
 - Template and mounting hardware supplied
- COMPLIANCE CERTIFICATIONS**

Meets or exceeds the following:

 - IAPMO cUPC
 - ASME A112.19.2 / CSA B45.1
 - DBC Section 3.8 Barrier Free design and CSA B651 Standard


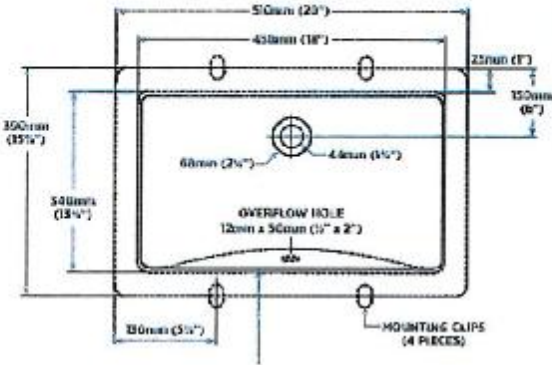
DIMENSIONS:

Outer:
570mm W x 390mm D x 190mm H
20" W x 15 1/4" D x 7 1/2" H

Inner:
458mm W x 340mm D x 140mm H
18" W x 13 3/8" D x 5 1/2" H

SHIPPING

Cube 1.72
GW 27 lbs

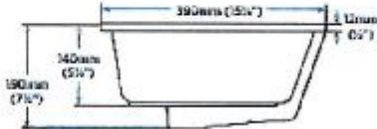


TO BE SPECIFIED

Color:
■ Soft White

NOTES: Dimensions of fixtures are nominal and may vary within the range of tolerances established by ASME standard A82.1M2. These measurements are subject to change or cancellation. Notwithstanding is required the user of experienced or website pages.

Products are designed to comply with CSA 6.6.1 standard and DBC barrier-free requirements. It shall be the responsibility of the installer to comply with the local building codes and standards prior to installing the product.



[Handwritten signature]

RECEIVED
AUG 04 2022