

KINGSMEN (THAMES) INC. / Havelock Corners (Kingsmen)

Lot/Unit: 55 Phase/Building: 5A Model/Floor Plan: James (3601) Elev A 4 Bed - 2+1 Bath

COUNTER TOP

Inv.5790	1 - As per schedule "PE": Vendor to include level 1, 2cm. quartz in all bathrooms, as per plan, in lieu of the included laminate counter tops. Selections to be made from builders standard samples.	
Line 73834	Note:	
2Sep22 / 2Sep22		

ELECTRICAL

Inv.5790	1 - To supply & install the standard T.V. rough in in the great room and master bedroom...see sketch # 1 & # 2	
Line 73836	Note: Install the stanard T.V. rough in at approx. 66" + - up from the floor centered + - to te F/P mantle...see sketch # 1	
2Sep22 / 2Sep22	AND	
	Install the standard T.V. rough in at approx. 66" + - up from the floor in the master bedroom...see sketch # 2	
Inv.5790	1 - To supply & install the standard Phone (CAT 5) rough in in the great room, master bedroom & bedroom # 2 ...see sketch # 1 & # 2	
Line 73837	Note: Install the stanard Phone (CAT 5) rough in at approx. 66" + - up from the floor centered + - to te F/P mantle...see sketch # 1	
2Sep22 / 2Sep22	AND	
	Install the standard Phone (CAT 5) rough in at approx. 66" + - up from the floor in the master bedroom...see sketch # 2	
Inv.5790	2 - To TWO SUPPLY AND INSTALL AN ADDITIONAL BASIC RECEPTACLE (NOT DEDICATED) ONE at approx. 66" + - up from the floor centered + - to the F/P mantle	
Line 73841	Note: in the GREAT ROOM and the other ONE in MASTER BEDROOM at approx. 66" + - up from the floor see sketch 1 & 2	
2Sep22 / 2Sep22	This is for a future wall mount T.V.'s	
	NO CONDUIT PIPE HAS BEEN PURCHASED.	
Inv.5790	1 - To SUPPLY AND INSTALL EXTRA CEILING BOX ROUGH IN CAPPED (DOES NOT INCLUDE SWITCH) over the island in the kitchen... see skech # 1	
Line 73842	Note: This capped elec. will be connected to a sep. switch, switch sold sep.	
2Sep22 / 2Sep22		
Inv.5790	1 - To supply & install AN ADDITIONAL SINGLE POLE SWITCH connected to the capped elec. over the island in the kitchen...	
Line 73843	Note:	
2Sep22 / 2Sep22		
Inv.5790	1 - Relocate the standard ceiling light from the upper stair landing to the O.T.B. area on the 2nd. floor.. see sketch # 2	
Line 73844	Note:	
2Sep22 / 2Sep22		
Inv.5790	1 - As per schedule "PE": Vendor to install capped gas line (rough in only) at rear of home for future BBQ location. Locatin to be finalized at vendors sole discretion.	
Line 73830	Note:	
2Sep22 / 2Sep22		

HEATING AND AIR CONDITIONING

KINGSMEN (THAMES) INC. / Havelock Corners (Kingsmen)

Lot/Unit: 55 Phase/Building: 5A Model/Floor Plan: James (3601) Elev A 4 Bed - 2+1 Bath

Inv.5790	1 - As per schedule "PE": Vendor to supply & install air conditioning unit, sized accordingly, from vendors standard samples.	
Line 73831	Note:	
2Sep22 / 2Sep22		

PLUMBING

Inv.5790	1 - To supply & instal a WATERLINE ROUGH-IN TO THE FRIDGE LOCATION (NO HOOK UP) in the kitchen.	
Line 73845	Note:	
2Sep22 / 2Sep22		
Inv.5790	5 - To supply& install the VANITY SINK - CONTRAC CATENA UNDERMOUNT - MODEL 4210CIY in the powder room, master ensuite and main bathroom in lieu of the standard top mount vanity sinks...see spec's	
Line 73847	Note: Still to install the standard lav. faucets.	
2Sep22 / 2Sep22		

EXTRAS AS PER OFFER

5 FREE APPLIANCES – STAINLESS STEEL FRONT - FRIDGE; STOVE AND DISHWASHER. WHITE WASHER AND DRYER (SUPPLIED ONLY, NOT INSTALLED, FROM BUILDERS STANDARD LINE). AN APPLIANCES VOUCHER WILL BE GIVEN BY OUR DECOR CONSULTANT AT THE TIME OF BOOKING YOUR COLOUR A <i>Worksheet</i> Note:	
VENDOR TO INSTALL CAPPED GAS LINE (ROUGH-IN ONLY) AT REAR OF HOME FOR FUTURE BBQ LOCATION. LOCATION TO BE FINALIZED AT VENDORS SOLE DISCRETION. <i>Worksheet</i> Note:	
VENDOR TO SUPPLY & INSTALL AIR CONDITIONING UNIT, SIZED ACCORDINGLY, FROM VENDORS STANDARD SAMPLES. <i>Worksheet</i> Note:	
VENDOR TO INCLUDE LEVEL 1, 2CM QUARTZ IN ALL BATHROOMS, AS PER PLAN, IN LIEU OF THE INCLUDED LAMINATE COUNTER TOPS. SELECTIONS TO BE MADE FROM BUILDERS STANDARD SAMPLES. <i>Worksheet</i> Note:	

Purchaser: HARBANS SINGH SHERGILL
Telephone Res. / Bus: /
Decor Advisor: Barbara Coccia
Property: 55 of Plan - Draft Approval SB17-03-08
Project: KINGSMEN (THAMES) INC.
Model and Elevation: James (3601) Elev A 4 Bed - 2+1 Bath
Layout Changes: Yes No
Sketch Attached: Yes No
Exterior Colour Scheme:

1. Cabinetry
Table with 4 columns: Room, Style and Colour, Counter Top, Hardware. Rows include Kitchen / Breakfast, Kitchen Island, Laundry Room, Powder Room, Main Bathroom, Master Ensuite Bathroom, Second Ensuite Bathroom (If Applicable).

Appliances: Custom Size Fridge, Valance Lighting, Microwave / Range Hood, Cooktop / Rangetop, Built in Wall Oven, Slide-in Range.
Comment: /

2. Flooring
Table with 2 columns: Room, Selection. Rows include Foyer, Main Hall, Back Hall, Breakfast, Laundry Room, Kitchen, Powder Room, Main Bathroom, Master Ensuite, Bathroom (If Applicable), Mud Room, Master ens. shower floor, Living Room, Dining Room, Family / Great Room, Den / Library / Study, Basement Landing (If Applies), Lower Landing (If Applicable), Upper Landing, Upper Hall, Master Bedroom, Bedroom #2, Bedroom #3, Bedroom #4, Bedroom #5, Master ens. shower Jamb.



Handwritten signature/initials

Purchaser: HARBANS SINGH SHERGILL
Telephone Res. / Bus: /
Decor Advisor: Barbara Coccia
2. Flooring - Continued -
Property: 55 of Plan - Draft Approval SB17-03-08
Project: KINGSMEN (THAMES) INC
Model and Elevation: James (3601) Elev A 4 Bed - 2+1 Bath

Upgrade Underpad	Type	Area
	Standard	2nd. Floor
Carpet on Stairs	Capped	Runner - *Upgrade
Comment	/	/

3. Plumbing Fixtures / Faucets

Kitchen	Standard	Second Ensuite	/	Powder Room	Standard
Master Ensuite	Standard			Other Room	/
Main Bathroom	Standard	/			

Comment
Still to install the standard top mount kitchen sink with the standard kitchen faucet.
Purchaser has upgraded to under mount sinks in ALL bathrooms, still to install the standard lav faucets.

4. Wall Tile

	Tile Selection	Listello	Insert	Insert Selection
Main Bathroom	8x10" Malena Carbon	<input type="checkbox"/>	<input type="checkbox"/>	
Master Ensuite				
Tub Deck	13 x 13" Malena Ice	<input type="checkbox"/>	<input type="checkbox"/>	
Tub Apron	13 x 13" Malena Ice	<input type="checkbox"/>	<input type="checkbox"/>	
Tub Surround	13 x 13" Malena Ice	<input type="checkbox"/>	<input type="checkbox"/>	
Shower Stall	8x10" Malena Carbon	<input type="checkbox"/>	<input type="checkbox"/>	
Second Ensuite	/	<input type="checkbox"/>	<input type="checkbox"/>	
	/	<input type="checkbox"/>	<input type="checkbox"/>	
	/	<input type="checkbox"/>	<input type="checkbox"/>	
Kitchen Backsplash	/	<input type="checkbox"/>	<input type="checkbox"/>	
Complete Backsplash	/	<input type="checkbox"/>	<input type="checkbox"/>	

Comment
Install the standard 8x10" wall tiles on the 10" side stacked horizontally in the bathrooms where applicable.



horizontal stacked brick pattern vertical stacked diagonal/diamond

5. Fireplace

	Living Room			Family Room			Other Room - Specify Great Room		
	Purchased	As Per Plan	N/A	Purchased	As Per Plan	N/A	Purchased	As Per Plan	N/A
Fireplace Type	<input type="radio"/>	<input type="radio"/>	<input checked="" type="radio"/>	<input type="radio"/>	<input type="radio"/>	<input checked="" type="radio"/>	<input type="radio"/>	<input checked="" type="radio"/>	<input type="radio"/>
Mantle Type									
Over Mantle									
Colour / Stain									
Surround									
Hearth									
Comment	/						Front Facing		
							NF-08		
							/		
							White		
							/		
							/		

RECEIVED
SEP 02 2022

Initial: 

Purchaser: HARBANS SINGH SHERGILL

Property: 55 of Plan - Draft Approval SB17-03-08

Telephone Res. / Bus: /

Project: KINGSMEN (THAMES) INC.

Decor Advisor: Barbara Coccia

Model and Elevation: James (3601) Elev A 4 Bed - 2+1 Bath

6. Trim Carpentry

Door Hardware Standard handle

Interior Trim Standard

Comment

/

Interior Doors

☐ 2 Panel Arch Top

☒ 2 Panel Square Top

☐ 6 Panel

Initial for Door Style

[Signature]

7. Railings and Pickets

Railing Package Standard oak TURNED picket package

Railing Colour Elements Natural

Wood Stairs ☐ No ☒ Oak

Picket Colour Elements Natural

Tread Colour Elements Natural

Comment

/

8. Plaster Mouldings and Medallions

Foyer /

Main Hall /

Living Room /

Dining Room /

Family Room /

Kitchen/Breakfast /

Den/Library /

Lower Landing /

Comment

/

9. Wall Paint

Kingsmen White

Smooth Ceilings

☐ First Floor

☐ First Floor incl. Second Floor Hall

☐ First and Second Floor

☒ Throughout

☐ Not Applicable

Trim Paint Kingsmen White

10. Additional Comments

/



11. Disclaimers and Notes

- Colours of all materials are as close as possible to builder's selection, but not necessarily identical due to variances in manufacturing.
- Any extras listed above are null and void unless accompanied by a separate invoice/amendment. Said invoice must be paid in full.
- The Purchaser acknowledges that after Interior Colour Selection form is signed and dated, no further changes will be permitted other than re-selection due to unavailability. *[Signature]* Purchaser's Initials
- The Purchaser acknowledges reading and accepting the "Kingsmen Group Décor Centre Disclaimers" form. This document contains other miscellaneous disclaimers.

This Interior Colour Selection is final and approved by:

Purchaser:

Signature: *[Signature]*

Date: *Sept 02, 2022*

Vendor:

KINGSMEN (THAMES) INC.

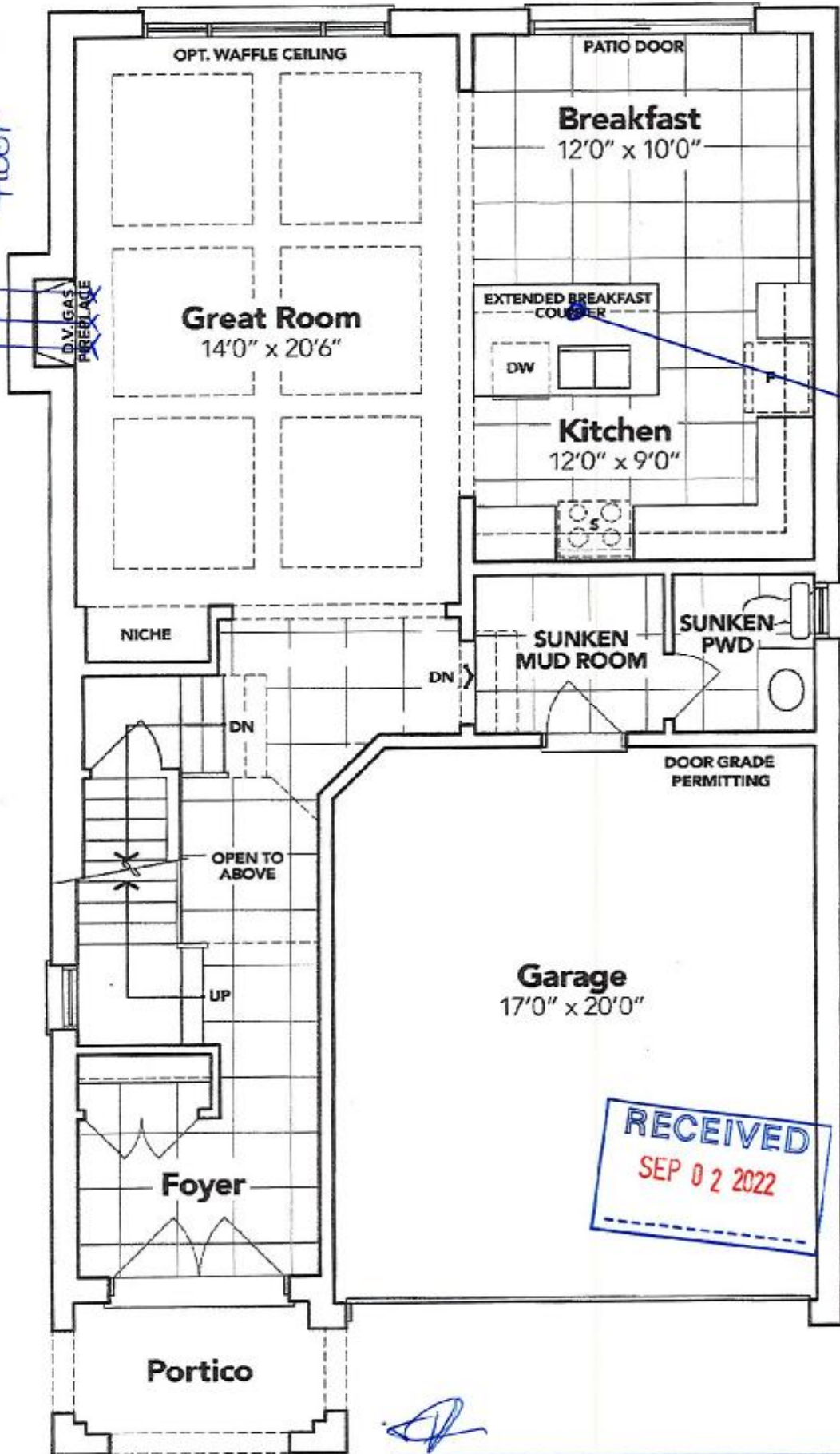
Sept 6/22

SCHEDULE "B-1"
Floor Plan

Lot 55
Phase 5A
Model: James (3601) Elev A 4 Bed - 2+1 Bath
Standard

Sketch #1

*all 3 items
at PH
up from
floor*



*rapped
elec. ma
Sep. Sunkel*

RECEIVED
SEP 02 2022

GROUND FLOOR EL. A

The floor plans and elevations shown are pre-construction plans and may be revised or improved as necessitated by architectural controls and the construction process. The measurements adhere to the rules and regulations of the TARION Warranty Corporation's official method for the calculation of floor area. Materials, specifications and floor plans are subject to change without notice. All house renderings are artist's concept only. Actual usable floor space may vary from the stated floor area. All options shown are upgrades. E. & O. E.

SCHEDULE "B-1"
Floor Plan

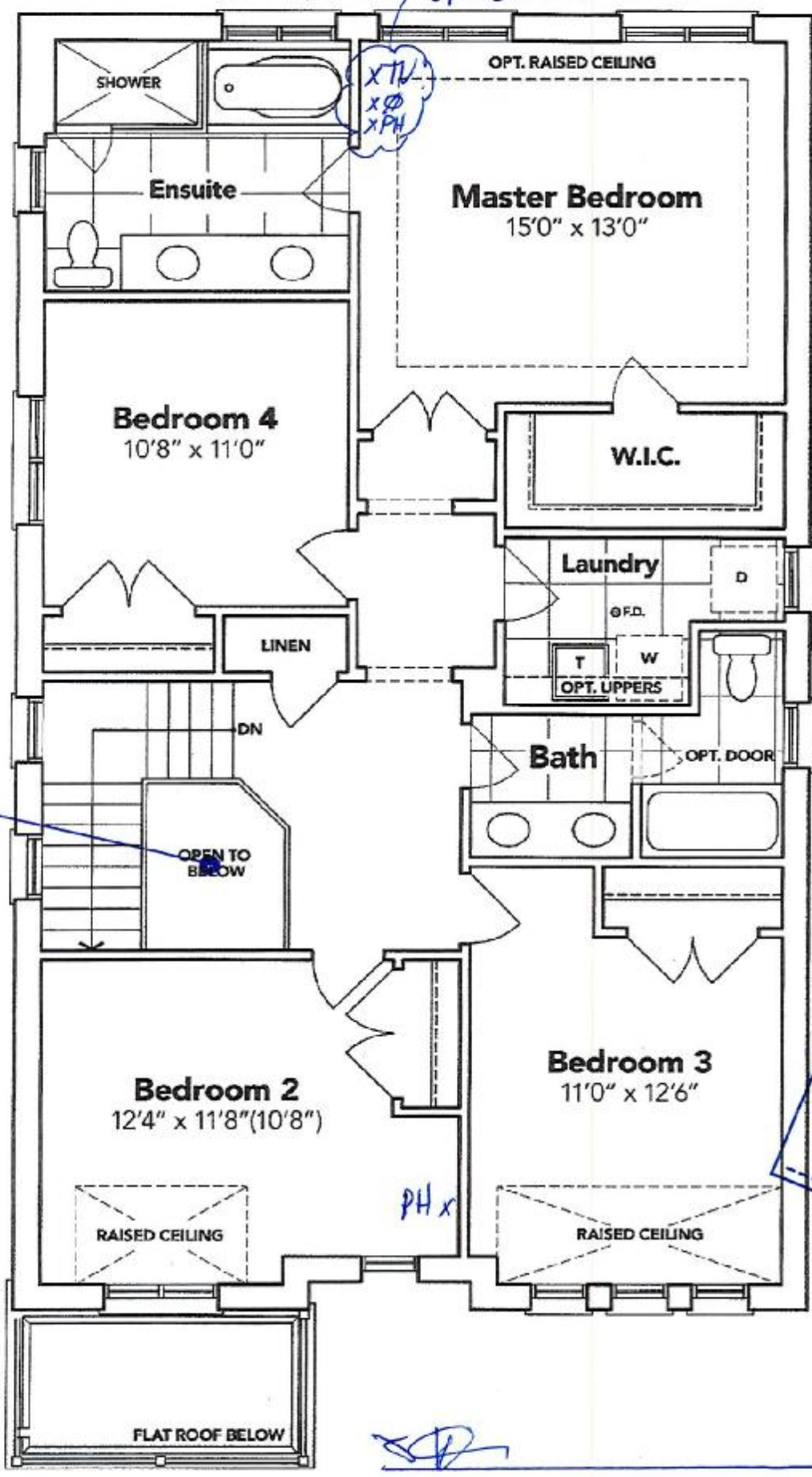
Lot 55
Phase 5A
Model: James (3601) Elev A 4 Bed - 2+1 Bath
Standard

sketch
#2

all 3 @ 66" ±
up from floor.

X TV
X Ø
X PH

Relocate Std. light



RECEIVED
SEP 02 2022

SP

SECOND FLOOR EL. A

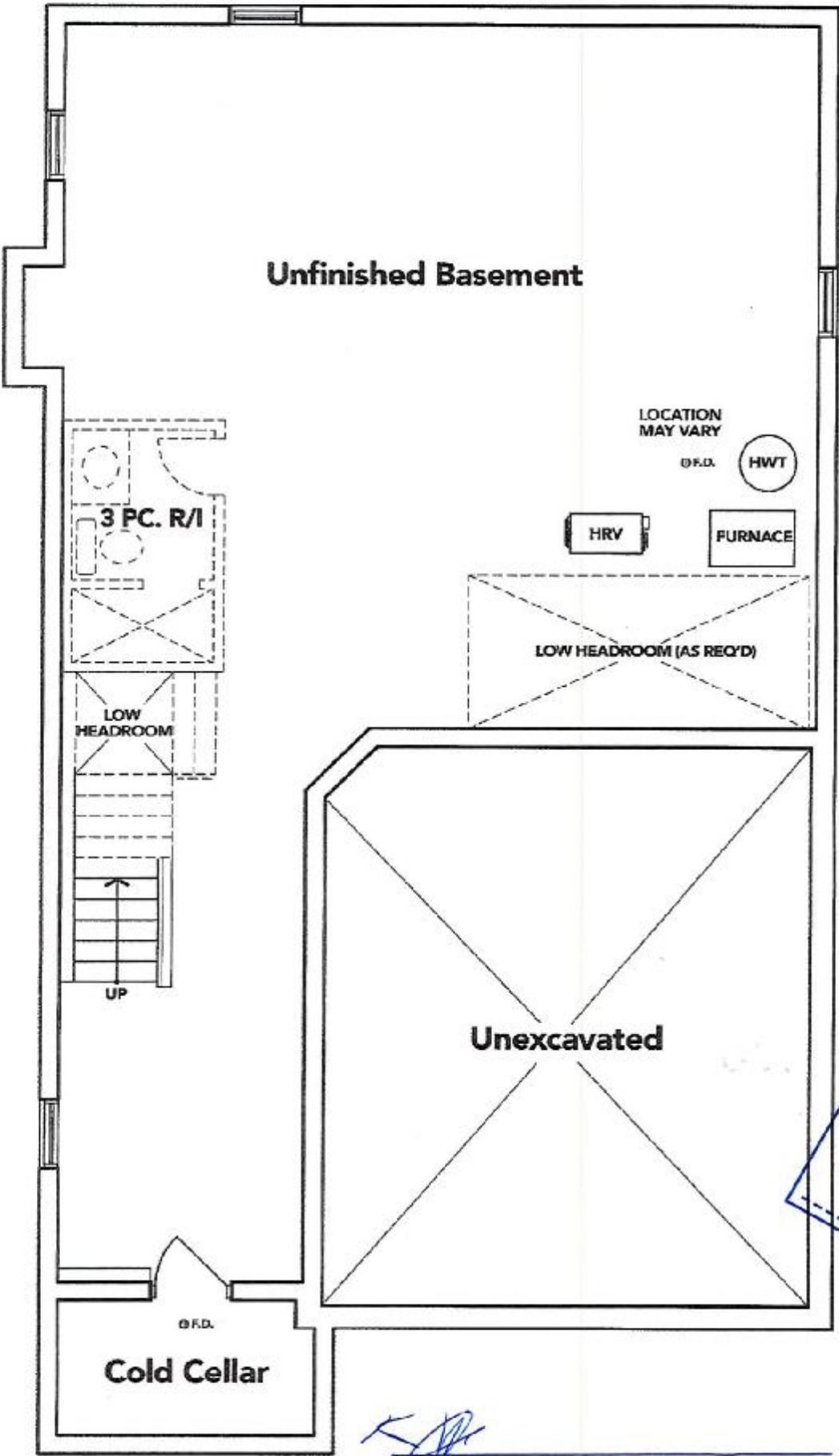
The floor plans and elevations shown are pre-construction plans and may be revised or improved as necessitated by architectural controls and the construction process. The measurements adhere to the rules and regulations of the TARIION Warranty Corporation's official method for the calculation of floor area. Materials, specifications and floor plans are subject to change without notice. All house renderings are artist's concept only. Actual usable floor space may vary from the stated floor area. All options shown are upgrades. E. & O. E.

Initials

SCHEDULE "B-1"
Floor Plan

Lot 55
Phase 5A
Model: James (3601) Elev A 4 Bed - 2+1 Bath
Standard

Sketch #3



BASEMENT EL. A

The floor plans and elevations shown are pre-construction plans and may be revised or improved as necessitated by architectural controls and the construction process. The measurements adhere to the rules and regulations of the TARION Warranty Corporation's official method for the calculation of floor area. Materials, specifications and floor plans are subject to change without notice. All house renderings are artist's concept only. Actual usable floor space may vary from the stated floor area. All options shown are upgrades. E. & O. E.

LOT 55 THAMES PH. 5 A
RE: UPGRADED UNDER MOUNT VANITY
SINKS FOR ALL BATHROOMS.

CATENA
RECTANGULAR UNDERMOUNT SINK

4210CIV Undermount Sink

PRODUCT SPECS:

- Vitreous china
- Front overflow hole
- Inlet tube and mounting hardware supplied

DIMENSIONS:

Outer:

510mm W x 390mm D x 190mm H
20" W x 15 1/2" D x 7 1/2" H

Inner:

450mm W x 340mm D x 150mm H
18" W x 13 1/2" D x 6" H

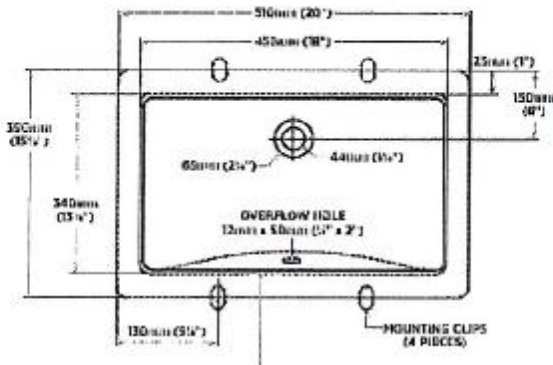
COMPLIANCE CERTIFICATIONS

Meets or exceeds the following:

- IAPMO cUPC
- ASME A112.19.2 / CSA B45.1
- DBC Section 3.8 Barrier Free design and CSA B65.1 Standard

SHIPPING

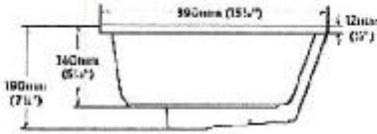
Cube 1.72
GW 27 lbs



TO BE SPECIFIED

- 1/2" x 1/2" x 1/2"
- 1/2" x 1/2" x 1/2"

NOTES: DIMENSIONS OF CATENA AND VERTICAL SINK MAY VARY SLIGHTLY DUE TO THE HEIGHT OF THE SINKS AND MOUNTING HOLE. DIMENSIONS ARE SUBJECT TO CHANGE WITHOUT NOTICE. THE SINKS ARE DESIGNED FOR USE WITH A STANDARD 1/2" x 1/2" x 1/2" SINK. DIMENSIONS ARE SUBJECT TO CHANGE WITHOUT NOTICE. IT IS THE USER'S RESPONSIBILITY TO VERIFY THE SINKS ARE COMPATIBLE WITH THE SINKS AND MOUNTING HOLE.



[Handwritten signature]

RECEIVED
SEP 02 2022