

**KINGSMEN (THAMES) INC. / Havelock Corners (Kingsmen)**

**Lot/Unit: 109    Phase/Building: 5A    Model/Floor Plan: Edward (3602) Elev C 4 Bed - 2+1 Bath**

**CABINETRY HOOD FANS**

Inv.5832	1 - To supply & install the HOOD FAN - PRO COLLECTION (SCB72230) WALL MOUNT RANGE HOOD WITH 650 CFM FAN - 30 INCH in lieu of the standard stainless steel hood fan... see spec's	
Line 74153	Note:	
13Sep22 / 13Sep22		
Inv.5832	1 - To accomodate for the upgraded 30" chimney hood fan over the stove area in the kitchen.	
Line 74154	Note:	
13Sep22 / 13Sep22		

**CABINETRY VANITY**

Inv.5832	1 - To supply & install a VANITY BANK OF DRAWERS - in the master ensuite...see sketch # 5	
Line 74159	Note:	
13Sep22 / 13Sep22		

**CARPET**

Inv.5832	1 - To supply & install the ESCAPE TO MAUI carpet to the master bedroom, bedroom #2, #3 & # 4 in lieu of the standard carpet... see colour chart for details.	
Line 74167	Note:	
13Sep22 / 13Sep22		

**COUNTER TOP**

Inv.5832	1 - To supply & install the Level #2 quartz counter top in the kitchen in lieu of the standard quartz countertop....see colour chart for details.	
Line 74164	Note:	
13Sep22 / 13Sep22		

**ELECTRICAL**

Inv.5832	1 - To supply & install the standard T.V. rough in in the great room and master bedroom... see sketch # 4 & # 5	
Line 74128	Note: Install the standard T.V. rough in in the great room and master bedroom at approx. 66" + - up from the floor...	
13Sep22 / 13Sep22		
Inv.5832	1 - To supply & install the standard Phone ( CAT 5 ) rough in in the great room, master bedroom & bedroom # 4 ... see sketch # 4 & # 5	
Line 74129	Note: Install the standard Phone ( CAT 5 ) rough in in the great room and master bedroom at approx. 66" + - up from the floor...	
13Sep22 / 13Sep22		
Inv.5832	1 - To SUPPLY AND INSTALL AN ADDITIONAL BASIC RECEPTACLE (NOT DEDICATED) at approx. 66" + - up from the floor centered + - to the F/P	
Line 74147	Note: mantle in the great room... see sketch # 4	
13Sep22 / 13Sep22		This is for a future wall mount T.V. NO CONDUIT PIPE HAS BEEN PURCHASED.
Inv.5832	1 - To SUPPLY AND INSTALL AN ADDITIONAL BASIC RECEPTACLE (NOT DEDICATED) at approx. 66"+ - up from the floor	
Line 74148	Note: In the master bedroom... see sketch # 5	
13Sep22 / 13Sep22		This is for a future wall mount T.V. NO CONDUIT PIPE HAS BEEN PURCHASED.

**KINGSMEN (THAMES) INC. / Havelock Corners (Kingsmen)**

**Lot/Unit: 109    Phase/Building: 5A    Model/Floor Plan: Edward (3602) Elev C 4 Bed - 2+1 Bath**

Inv.5832 Line 74149  13Sep22 / 13Sep22	1 - To SUPPLY AND INSTALL RG6 CABLE ROUGH IN in bedroom # 4 ... see sketch # 5  Note:  	
Inv.5832 Line 74150  13Sep22 / 13Sep22	1 - To SUPPLY AND INSTALL EXTRA CEILING BOX ROUGH IN CAPPED (DOES NOT INCLUDE SWITCH) over the island in the kitchen...see sketch # 4  Note: This cap will be connected to a sep. switch, switch is sold sep.	
Inv.5832 Line 74151  13Sep22 / 13Sep22	1 - To supply & install AN ADDITIONAL SINGLE POLE SWITCH connected to the upgraded capped elec. over the island in the kitchen.  Note:	
Inv.5832 Line 74152  13Sep22 / 13Sep22	1 - Relocate the standard ceiling light from the upper stair landing to the O.T.B. area on the second floor.. see sketch # 5  Note:	

**HARDWOOD**

Inv.5832 Line 74165  13Sep22 / 13Sep22	1 - To supply & install the 3 1/2" Elements Oak Natural engeneered hardwood to the upper hallway area in leiu of the standard carpet...  Note:	
---	--	--

**HEATING AND AIR CONDITIONING**

**MISCELLANEOUS**

**PLUMBING**

Inv.5832 Line 74161  13Sep22 / 13Sep22	1 - To supply & install the VANITY SINK - CONTRAC CATENA UNDERMOUNT - MODEL 4210CIY in the powder room bathroom ONLY in lieu of the standard top mount vanity sink... see spec's  Note:	
Inv.5832 Line 74162  13Sep22 / 13Sep22	1 - To supply & install the KITCHEN SINK - BLANCO QUATRUS U2 DBL UNDERMOUT- MODEL 401247 in the kitchen in lieu of the standard top mount kitchen sink... see spec's  Note: Still to install the standard single hole kitchen faucet NO PLATE.	
Inv.5832 Line 74163  13Sep22 / 13Sep22	1 - To supply & install the KITCHEN SOAP Dispencer - MOEN CHROME - MODEL 3942 in the kitchen... see spec's... see sketch # 4 for installation location.  Note:	

**RAILING**

Inv.5832 Line 74166  13Sep22 / 13Sep22	1 - To supply & install the RAILING - UPGRADE 1 - METAL HANDRAIL 3 INCH OVAL IN OAK - PICKETS STEEL ½ INCH SQUARE, PLAIN, WITH SHOES IN FLAT BLACK - POSTS 3½ INCH SQUARE, WITH CAP OAK IN OAK in lieu of the standard pickets and rails.  Note:	
---	--	--

**KINGSMEN (THAMES) INC. / Havelock Corners (Kingsmen)**

**Lot/Unit: 109    Phase/Building: 5A    Model/Floor Plan: Edward (3602) Elev C 4 Bed - 2+1  
Bath**

**EXTRAS AS PER OFFER**

Purchasers: POONAMDEEP KAUR BRAR & GURPREET SINGH  
Telephone Res. / Bus: (647) 391-9176 /  
Decor Advisor: Barbara Coccia  
Property: 109 of Plan - Draft Approval SB17-03-08  
Project: KINGSMEN (THAMES) INC.  
Model and Elevation: Edward (3602) Elev C 4 Bed - 2+1 Bath  
Layout Changes: ☐ Yes ☒ No Sketch Attached: ☒ Yes ☐ No Exterior Colour Scheme:

1. Cabinetry	Style and Colour	Counter Top	Hardware
Kitchen / Breakfast	#3 Charleston 3DL Orchid	**#2, H/S Silhouette 3cm.	#12881 Handle
Kitchen Island	#3 Charleston 3DL Orchid	**#2, H/S Silhouette 3cm.	#12881 Handle
Laundry Room	/		
Powder Room	#3 Charleston 3DL Orchid	#1, C/S # 3040 Cement 2cm.	#12881 Handle
Main Bathroom	#3 Charleston 3DL Moonlight	#1, C/S 9141 Ice Snow 2cm.	#12881 Handle
Master Ensuite Bathroom	#3 Charleston 3DL Moonlight	#1, C/S 9141 Ice Snow 2cm.	#12881 Handle
Second Ensuite Bathroom (If Applicable)	/		
	/		
	/		

Appliances Custom Size Fridge ☐ Yes ☒ No Valance Lighting ☐ Yes ☒ No Microwave / Range Hood ☐ Yes ☒ No  
Cooktop / Rangetop ☐ Yes ☒ No Built in Wall Oven ☐ Yes ☒ No Slide-in Range ☐ Yes ☒ No  
Comment /

2. Flooring	Selection
Foyer	13 x 13" Cinq Black
Main Hall	3 1/2" Elements Oak Natural
Back Hall	/
Breakfast	13 x 13" Cinq Black
Laundry Room	13 x 13" Cinq Black
Kitchen	13 x 13" Cinq Black
Powder Room	13 x 13" Cinq Black
Main Bathroom	13 x 13" Cinq White
Master Ensuite	13 x 13" Cinq White
Bathroom (If Applicable)	/
Mud Room	/
Master & Main Bathroom	Shower floors: 2x2" Ontario Snow White Matte
Living Room	/
Dining Room	3 1/2" Elements Oak Natural
Family / Great Room	3 1/2" Elements Oak Natural
Den / Library / Study	/
Basement Landing (If Applies)	
Lower Landing (If Applicable)	3 1/2" Elements Oak Natural
Upper Landing	( if applicable ) 3 1/2" Elements Oak Natural
Upper Hall	**3 1/2" Elements Oak Natural
Master Bedroom	** Escape to Maui # 89816 Pilgrim's Path
Bedroom #2	** Escape to Maui # 89816 Pilgrim's Path
Bedroom #3	** Escape to Maui # 89816 Pilgrim's Path
Bedroom #4	** Escape to Maui # 89816 Pilgrim's Path
Bedroom #5	/
Master & Main Bathroom	Shower Jamb: Anatolia Marmiline SNOW





**Purchasers:** POONAMDEEP KAUR BRAR & GURPREET SIN **Property:** 109 of Plan - Draft Approval SB17-03-08  
**Telephone Res. / Bus:** (647) 391-9176 / **Project:** KINGSMEN (THAMES) INC.  
**Decor Advisor:** Barbara Coccia **Model and Elevation:** Edward (3602) Elev C 4 Bed - 2+1 Bath  
 2. Flooring - Continued -

Upgrade Underpad	Type	Area
	Standard	Master Bedroom, Bedroom # 2, #3 & # 4
Carpet on Stairs	Capped	Runner - *Upgrade
	/	/
Comment		
/		

### 3. Plumbing Fixtures / Faucets

Kitchen	Standard	Second Ensuite	/	Powder Room	Standard
Master Ensuite	Standard			Other Room	/
Main Bathroom	Standard		/		

#### Comment

Purchaser has upgraded to an undermount kitchen sink, still to install the standard single hole kitchen faucet NO PLATE.  
 Purchaser has upgrade to an undermount vanity sink in the POWDER ROOM BATHROOM only, still to install the standard lav. faucet.

### 4. Wall Tile

	Tile Selection	Listello	Insert	Insert Selection
Main Bathroom	8x10" Cinq Black	<input type="checkbox"/>	<input type="checkbox"/>	
Master Ensuite				
Tub Deck	13 x 13" Cinq White	<input type="checkbox"/>	<input type="checkbox"/>	
Tub Apron	13 x 13" Cinq White	<input type="checkbox"/>	<input type="checkbox"/>	
Tub Surround	13 x 13" Cinq White	<input type="checkbox"/>	<input type="checkbox"/>	
Shower Stall	8x10" Cinq Black	<input type="checkbox"/>	<input type="checkbox"/>	
Second Ensuite	/	<input type="checkbox"/>	<input type="checkbox"/>	
	/	<input type="checkbox"/>	<input type="checkbox"/>	
	/	<input type="checkbox"/>	<input type="checkbox"/>	
Kitchen Backsplash	/	<input type="checkbox"/>	<input type="checkbox"/>	
Complete Backsplash	/	<input type="checkbox"/>	<input type="checkbox"/>	

RECEIVED  
SEP 13 2022

#### Comment

Install the stanard 8x10" wall tiles on the 10" side stacked horizontally in the bathrooms where applicable.



horizontal stacked



brick pattern



vertical stacked



diagonal/diamond

### 5. Fireplace

#### Living Room

Purchased ☐ As Per Plan ☐ N/A ☒

#### Family Room

Purchased ☐ As Per Plan ☐ N/A ☒

#### Other Room - Specify Great Room

Purchased ☐ As Per Plan ☒ N/A ☐

#### Fireplace Type

#### Mantle Type

#### Over Mantle

#### Colour / Stain

#### Surround

#### Hearth

#### Comment

/

Initial:

PS

**Purchasers:** POONAMDEEP KAUR BRAR & GURPREET SIN **Property:** 109 of Plan - Draft Approval SB17-03-08  
**Telephone Res. / Bus:** (647) 391-9176 / **Project:** KINGSMEN (THAMES) INC.  
**Decor Advisor:** Barbara Coccia **Model and Elevation:** Edward (3602) Elev C 4 Bed - 2+1 Bath

### 6. Trim Carpentry

**Door Hardware** Standard handle

**Interior Trim** Standard

**Comment**

/

#### Interior Doors

☐ 2 Panel Arch Top

☒ 2 Panel Square Top

☐ 6 Panel



Initial for Door Style

PS JS

### 7. Railings and Pickets

**Railing Package** \*\*Upg. 1 Metal picket package

**Railing Colour** Elements Natural

**Picket Colour** BLACK

**Wood Stairs** ☐ No ☒ Oak

**Tread Colour** Elements Natural

**Comment**

/

### 8. Plaster Mouldings and Medallions

Foyer	/		Kitchen/Breakfast	/	
Main Hall	/		Den/Library	/	
Living Room	/		Lower Landing	/	
Dining Room	/			/	
Family Room	/			/	

**Comment**

/

### 9. Wall Paint

Kingsmen White

#### Smooth Ceilings

☐ First Floor

☐ First Floor incl. Second Floor Hall

☐ First and Second Floor

☒ Throughout

☐ Not Applicable

**Trim Paint** Kingsmen White

### 10. Additional Comments

/

RECEIVED

SEP 13 2022

### 11. Disclaimers and Notes

- Colours of all materials are as close as possible to builder's selection, but not necessarily identical due to variances in manufacturing.
- Any extras listed above are null and void unless accompanied by a separate invoice/amendment. Said invoice must be paid in full.
- The Purchaser acknowledges that after Interior Colour Selection form is signed and dated, no further changes will be permitted other than re-selection due to unavailability. PS JS Purchaser's Initials
- The Purchaser acknowledges reading and accepting the "Kingsmen Group Décor Centre Disclaimers" form. This document contains other miscellaneous disclaimers.

This Interior Colour Selection is final and approved by:

**Purchaser:**

Signature: Poonamdeep Kaur Brar Date: Sept, 13, 2022

Signature: Gurpreet Sin Date: Sept 13, 2022

Vendor:

KINGSMEN (THAMES) INC.

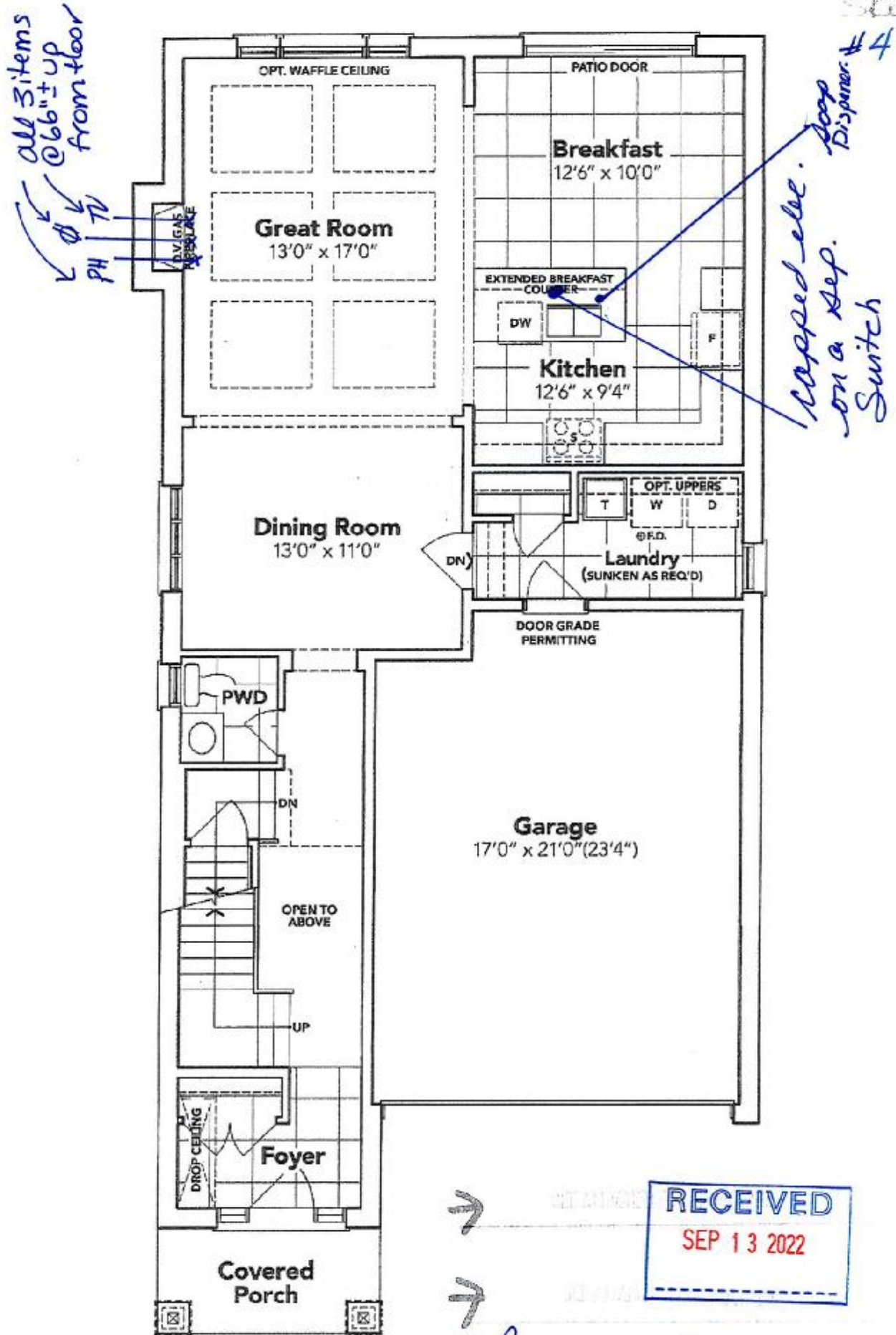
Sept 13/22



# SCHEDULE "B-1" Floor Plan

Lot 109  
Phase 5A  
Model: Edward (3602) Elev C 4 Bed - 2+1 Bath  
Standard

Sketch



## GROUND FLOOR EL. C

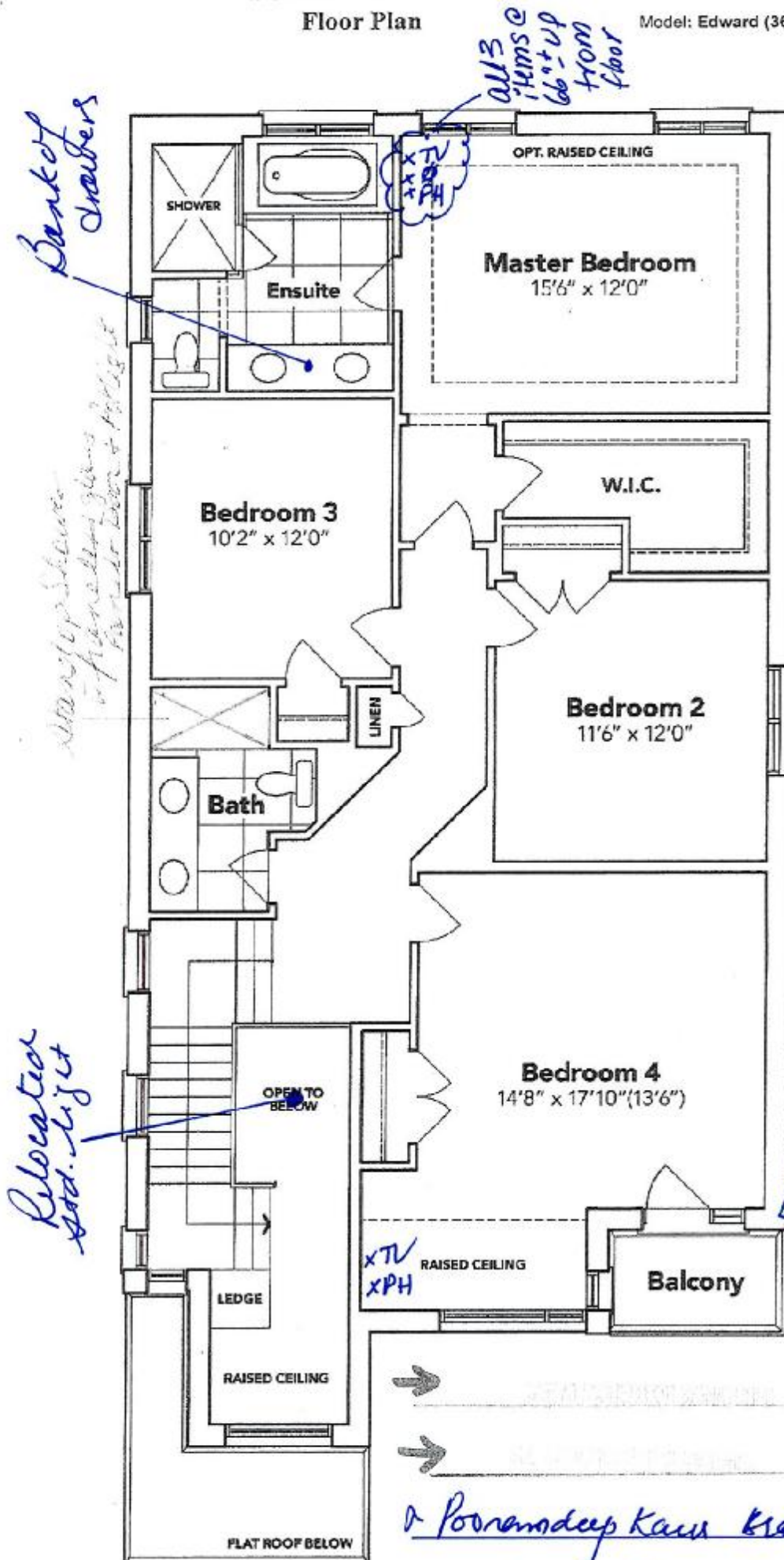
The floor plans and elevations shown are pre-construction plans and may be revised or improved as necessitated by architectural controls and the construction process. The measurements adhere to the rules and regulations of the TARIION Warranty Corporation's official method for the calculation of floor area. Materials, specifications and floor plans are subject to change without notice. All house renderings are artist's concept only. Actual usable floor space may vary from the stated floor area. All options shown are upgrades. E. & O. E.

# SCHEDULE "B-1"

## Floor Plan

Lot 109  
Phase 5A  
Model: Edward (3602) Elev C 4 Bed - 2+1 Bath  
Standard

Sketch  
#5



## SECOND FLOOR EL. C

*Signature: Poorandeep Kaur Kher*  
*Signature: G. G. et al*

The floor plans and elevations shown are pre-construction plans and may be revised or improved as necessitated by architectural controls and the construction process. The measurements adhere to the rules and regulations of the TARION Warranty Corporation's official method for the calculation of floor area. Materials, specifications and floor plans are subject to change without notice. All house renderings are artist's concept only. Actual usable floor space may vary from the stated floor area. All options shown are upgrades. E. & O. E.



o Poonamdeep Kaur Bae

o Gurpreet Kaur

Specifications

- Air Flow Volume: 650 CFM
- Electrical Connection: 120V/60Hz
- Power Consumption: 240 Watts
  - Current: 2.0 Amps
- Fan Speed: 1599 RPM
- Finishes: Stainless Steel
  - Duct: 6" Round
- Knock-out: 6" Round - Top Only
- Dimensions: Width: 30"/36"
  - Height: 44 1/2"
  - Depth: 19 3/4"
- Noise Level: Min. 2 Sones
  - Max. 7 Sones



SCB722 - Baffle Filter



Ordering Model Chart

Model	Colour	Knock-out	Duct	Size	Filter	CFM
SCB72230	Stainless Steel	6"	6" Round	30"	Baffle	650
<del>SCB72236</del>	<del>Stainless Steel</del>	<del>6"</del>	<del>6" Round</del>	<del>36"</del>	<del>Baffle</del>	<del>650</del>

Notes

LOT 109 THAMES PH. 5 A  
RE: UPGRADED KITCHEN UNDER MOUNT  
SINK

Noonamdeep Kumar

a Contract Broker

# BLANCO

## Sink Specifications

Colour	SKU
brushed finish	401247

## Design and planning tips


- Min cabinet size: 36 in ( 915 mm )
- Bowl Depth: 9 in ( 230.0 mm )

### Specifications:

Installation clips, Sink template, Installation instructions, 3  
1/2" (90 mm) stainless steel strainers

Depending on cabinet construction, a different cabinet  
size may be required. Consult the cabinet manufacturer.

## QUATRUS U 2



LOT 109 THAMES PH. 5 A  
RE: UPGRADED SOAP DISPENSER IN  
KITCHEN

## Soap or Lotion Dispensers

Traditional Transitional Modern

*However you define your faucet's style,  
you can assure a coordinated look with Moen soap dispensers.*

KITCHEN



**Transitional Soap or  
Lotion Dispenser**

Model 3942

Chrome

Soonamdeep Kaur Bae

& Griefed in Her



LOT 109 THAMES PH. 5 A  
RE: UPGRADED POWDER ROOM UNDER  
MOUNT SINK

CATENA  
RECTANGULAR UNDERMOUNT SINK

4210CIV Undermount Sink

PRODUCT SPECS:

- Vitreous enamel
- Front overflow hole
- Template and mounting hardware supplied

DIMENSIONS:

Outer:

510mm W x 350mm D x 75mm H  
20" W x 13 7/8" D x 3" H

Inner:

450mm W x 340mm D x 140mm H  
18" W x 13 1/4" D x 5 1/2" H

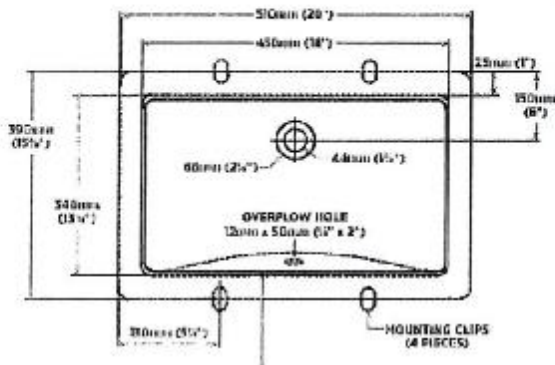
COMPLIANCE CERTIFICATIONS

Meets or exceeds the following:

- IAPMO cUPC
- ASME A112.19.2 / CSA B45.1
- DBC Section 3.8 Barrier Free design and CSA B654 Standard

SHIPPING

Cube 1.72  
GW 27 lbs

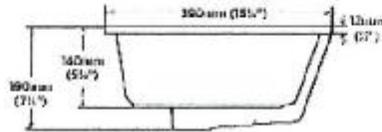


TONES SPECIFIED

- White
- Soft Ivory

NOTES: Dimensions of fixtures are nominal and may vary within tolerance of 6 millimeters, except for ASME Standard A112.19.2. These dimensions are subject to change or variation as the manufacturer is obligated for use of a nominal size of material.

Products are designed to comply with CSA and ASME standards and will meet their requirements. It shall be the responsibility of the installer to comply with the local building codes and standards to be followed in the project.



K Poorandeep Kaur Bhat

A Guped Mhat