

KINGSMEN (THAMES) INC. / Havelock Corners (Kingsmen)

Lot/Unit: 160 Block 145    Phase/Building: 5B    Model/Floor Plan: William (2603) Elev B2 4  
Bed - 2+1 Bath

ELECTRICAL

|                 |   |  |
|-----------------|---|--|
| Inv.6014        | 1 - To supply & install the standard T.V. rough in in the great room and master bedroom... see sketch # 1 & # 2                         |  |
| Line 76782      | Note:   |  |
| 9Jan23 / 9Jan23 |   |  |
| Inv.6014        | 1 - To supply & install the standard Phone ( CAT5 ) rough in in the great room, master bedroom and bedroom # 2 ... see sketch # 1 & # 2 |  |
| Line 76783      | Note:   |  |
| 9Jan23 / 9Jan23 |   |  |

HEATING AND AIR CONDITIONING

|                 |   |  |
|-----------------|---|--|
| Inv.6014        | 1 - As per schedule "PE": Vendor to install capped gas line ( Rough in only ) at rear of home for future BBQ location. Location to be finalized at vendors sole discretion. |  |
| Line 76780      | Note:   |  |
| 9Jan23 / 9Jan23 |   |  |
| Inv.6014        | 1 - As per schedule "PE": Vendor to supply & install air conditioning unit, sized accordingly, from vendors standard samples.   |  |
| Line 76781      | Note:   |  |
| 9Jan23 / 9Jan23 |   |  |

EXTRAS AS PER OFFER

|  |  |
|--|--|
| 5 FREE APPLIANCES – STAINLESS STEEL FRONT - FRIDGE; STOVE AND DISHWASHER. WHITE WASHER AND DRYER (SUPPLIED ONLY, NOT INSTALLED, FROM BUILDERS STANDARD LINE). AN APPLIANCES VOUCHER WILL BE GIVEN BY OUR DECOR CONSULTANT AT THE TIME OF BOOKING YOUR COLOUR A<br>Worksheet    Note: |  |
| VENDOR TO INSTALL CAPPED GAS LINE (ROUGH-IN ONLY) AT REAR OF HOME FOR FUTURE BBQ LOCATION. LOCATION TO BE FINALIZED AT VENDORS SOLE DISCRETION.<br>Worksheet    Note:  |  |
| VENDOR TO SUPPLY & INSTALL AIR CONDITIONING UNIT, SIZED ACCORDINGLY, FROM VENDORS STANDARD SAMPLES.<br>Worksheet    Note:  |  |

JAN 30 2023

Purchaser: BALVINDER, SINGH SANDHA, Property: 160 Block 145 of Plan - Draft Approval SB  
Telephone Res. / Bus: / Project: KINGSMEN (THAMES) INC.  
Decor Advisor: Barbara Coccia Model and Elevation: William (2603) Elev B2 4 Bed - 2+1 Bath  
Layout Changes: ☐ Yes ☒ No Sketch Attached: ☐ Yes ☐ No Exterior Colour Scheme:

| 1. Cabinetry                            | Style and Colour | Counter Top                | Hardware  |
|---|------------------|----------------------------|-----------|
| Kitchen / Breakfast                     | #3 Simcoe Orchid | #1, C/S # 3040 Cement 3cm. | #135 Knob |
| Kitchen Island                          | #3 Simcoe Orchid | #1, C/S # 3040 Cement 3cm. | #135 Knob |
| Laundry Room                            | /                |                            |           |
| Powder Room                             | #3 Simcoe Orchid | 4925K-07 Calcutta Marble   | #135 Knob |
| Main Bathroom                           | #3 Simcoe Orchid | 4925K-07 Calcutta Marble   | #135 Knob |
| Master Ensuite Bathroom                 | #3 Simcoe Orchid | 4925K-07 Calcutta Marble   | #135 Knob |
| Second Ensuite Bathroom (If Applicable) | /                |                            |           |
|   | /                |                            |           |
|   | /                |                            |           |

Appliances

Custom Size Fridge  
☐ Yes ☒ No

Cooktop / Rangetop  
☐ Yes ☒ No

Valance Lighting  
☐ Yes ☒ No

Built in Wall Oven  
☐ Yes ☒ No

Microwave / Range Hood  
☐ Yes ☒ No

Slide-in Range  
☐ Yes ☒ No

Comment

| 2. Flooring                   | Selection   |
|-------------------------------|---|
| Foyer                         | 13 x13" Malena Ice  |
| Main Hall                     | 3 1/2" Elements Oak Natural                                     |
| Back Hall                     | /   |
| Breakfast                     | 13 x13" Malena Ice  |
| Laundry Room                  | 13 x13" Malena Ice  |
| Kitchen                       | 13 x13" Malena Ice  |
| Powder Room                   | ( and small hallway infront of powder room ) 13 x13" Malena Ice |
| Main Bathroom                 | 13 x13" Malena Ice  |
| Master Ensuite                | 13 x13" Malena Ice  |
| Bathroom (If Applicable)      | /   |
| Mud Room                      | 13 x13" Malena Ice  |
| Master ens. shower floor:     | 2x2" Ontario Snow White Matte                                   |
| Living Room                   | /   |
| Dining Room                   | 3 1/2" Elements Oak Natural                                     |
| Family / Great Room           | 3 1/2" Elements Oak Natural                                     |
| Den / Library / Study         |   |
| Basement Landing (If Applies) |   |
| Lower Landing (If Applicable) | 3 1/2" Elements Oak Natural                                     |
| Upper Landing                 | ( If applicable ) 3 1/2" Elements Oak Natural                   |
| Upper Hall                    | Modern Story 1, # 927 Morning Rain                              |
| Master Bedroom                | Modern Story 1, # 927 Morning Rain                              |
| Bedroom #2                    | Modern Story 1, # 927 Morning Rain                              |
| Bedroom #3                    | Modern Story 1, # 927 Morning Rain                              |
| Bedroom #4                    | Modern Story 1, # 927 Morning Rain                              |
| Bedroom #5                    | /   |
| Master ens. shower Jamb:      | Anatolia Marmiline SNOW   |

SEE ATTACHED FOR SIGNATURES



Flooring Continued on Page 2

Initial:

JAN 30 2023

Purchaser: BALVINDER, SINGH SANDHA, Property: 160 Block 145 of Plan - Draft Approval SB  
Telephone Res. / Bus: / Project: KINGSMEN (THAMES) INC.  
Decor Advisor: Barbara Coccia Model and Elevation: William (2603) Elev B2 4 Bed - 2+1 Bath  
2. Flooring - Continued -

|                  |          |                   |
|------------------|----------|-------------------|
| Upgrade Underpad | Type     | Area              |
|                  | Standard | 2nd. floor        |
| Carpet on Stairs | Capped   | Runner - *Upgrade |
| Comment          | /        | /                 |

3. Plumbing Fixtures / Faucets

|                |          |                |   |             |          |
|----------------|----------|----------------|---|-------------|----------|
| Kitchen        | Standard | Second Ensuite | / | Powder Room | Standard |
| Master Ensuite | Standard |                |   | Other Room  | /        |
| Main Bathroom  | Standard |                | / |             |          |

Comment

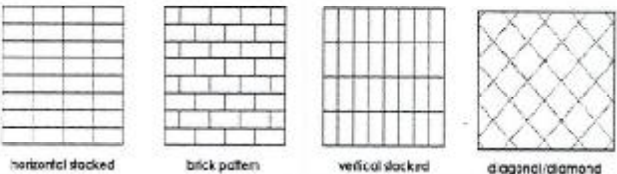
Still to install the standard top mount kitchen sink.

4. Wall Tile

|                     | Tile Selection    | Listello                 | Insert                   | Insert Selection |
|---------------------|-------------------|--------------------------|--------------------------|------------------|
| Main Bathroom       | 8x10" Malena Ice  | <input type="checkbox"/> | <input type="checkbox"/> |                  |
| Master Ensuite      |                   |                          |                          |                  |
| Tub Deck            | 13x13" Malena Ice | <input type="checkbox"/> | <input type="checkbox"/> |                  |
| Tub Apron           | 13x13" Malena Ice | <input type="checkbox"/> | <input type="checkbox"/> |                  |
| Tub Surround        | 13x13" Malena Ice | <input type="checkbox"/> | <input type="checkbox"/> |                  |
| Shower Stall        | 8x10" Malena Ice  | <input type="checkbox"/> | <input type="checkbox"/> |                  |
| Second Ensuite      | /                 | <input type="checkbox"/> | <input type="checkbox"/> |                  |
|                     | /                 | <input type="checkbox"/> | <input type="checkbox"/> |                  |
|                     | /                 | <input type="checkbox"/> | <input type="checkbox"/> |                  |
| Kitchen Backsplash  | /                 | <input type="checkbox"/> | <input type="checkbox"/> |                  |
| Complete Backsplash | /                 | <input type="checkbox"/> | <input type="checkbox"/> |                  |

Comment

Install the standard 8x10" wall tiles on the 10" side stacked horizontally in the bathrooms where applicable.



5. Fireplace

|                | Living Room           |                       |                                  | Family Room           |                       |                                  | Other Room - Specify Great Room |                                  |                       |
|----------------|-----------------------|-----------------------|----------------------------------|-----------------------|-----------------------|----------------------------------|---------------------------------|----------------------------------|-----------------------|
|                | Purchased             | As Per Plan           | N/A                              | Purchased             | As Per Plan           | N/A                              | Purchased                       | As Per Plan                      | N/A                   |
| Fireplace Type | <input type="radio"/> | <input type="radio"/> | <input checked="" type="radio"/> | <input type="radio"/> | <input type="radio"/> | <input checked="" type="radio"/> | <input type="radio"/>           | <input checked="" type="radio"/> | <input type="radio"/> |
| Mantle Type    |                       |                       |                                  |                       |                       |                                  | Front Facing                    |                                  |                       |
| Over Mantle    |                       |                       |                                  |                       |                       |                                  | NF-08                           |                                  |                       |
| Colour / Stain |                       |                       |                                  |                       |                       |                                  | /                               |                                  |                       |
| Surround       |                       |                       |                                  |                       |                       |                                  | White                           |                                  |                       |
| Hearth         |                       |                       |                                  |                       |                       |                                  | /                               |                                  |                       |
| Comment        |                       |                       |                                  |                       |                       |                                  | /                               |                                  |                       |

SEE ATTACHED FOR SIGNATURES

Initial:



JAN 30 2023

Purchaser: BALVINDER, SINGH SANDHA,

Property: 160 Block 145 of Plan - Draft Approval SB

Telephone Res. / Bus: /

Project: KINGSMEN (THAMES) INC.

Decor Advisor: Barbara Coccia

Model and Elevation: William (2603) Elev B2 4 Bed - 2+1 Bath

### 6. Trim Carpentry

Door Hardware Standard Handle

Interior Trim Standard

Comment

#### Interior Doors

☐ 2 Panel Arch Top

☒ 2 Panel Square Top

☐ 6 Panel



Initial for Door Style

### 7. Railings and Pickets

Railing Package Standard Oak STRAIGHT picket package

Railing Colour Elements Natural

Picket Colour

Elements Natural

Wood Stairs ☐ No ☒ Oak

Tread Colour

Elements Natural

Comment

SEE ATTACHED FOR SIGNATURES

### 8. Plaster Mouldings and Medallions

Foyer

/

Kitchen/Breakfast

/

Main Hall

/

Den/Library

/

Living Room

/

Lower Landing

/

Dining Room

/

/

Family Room

/

Comment

### 9. Wall Paint

Kingsmen White

#### Smooth Ceilings

☐ First Floor

☐ First Floor incl. Second Floor Hall

☐ First and Second Floor

☒ Throughout

☐ Not Applicable

Trim Paint Kingsmen White

### 10. Additional Comments

### 11. Disclaimers and Notes

- Colours of all materials are as close as possible to builder's selection, but not necessarily identical due to variances in manufacturing.
- Any extras listed above are null and void unless accompanied by a separate invoice/amendment. Said invoice must be paid in full.
- The Purchaser acknowledges that after Interior Colour Selection form is signed and dated, no further changes will be permitted other than re-selection due to unavailability. Purchaser's Initials **SEE ATTACHED FOR SIGNATURES**
- The Purchaser acknowledges reading and accepting the "Kingsmen Group Décor Centre Disclaimers" form. This document contains other miscellaneous disclaimers.

This Interior Colour Selection is final and approved by:

Purchaser:

Signature:

**SEE ATTACHED FOR SIGNATURES**

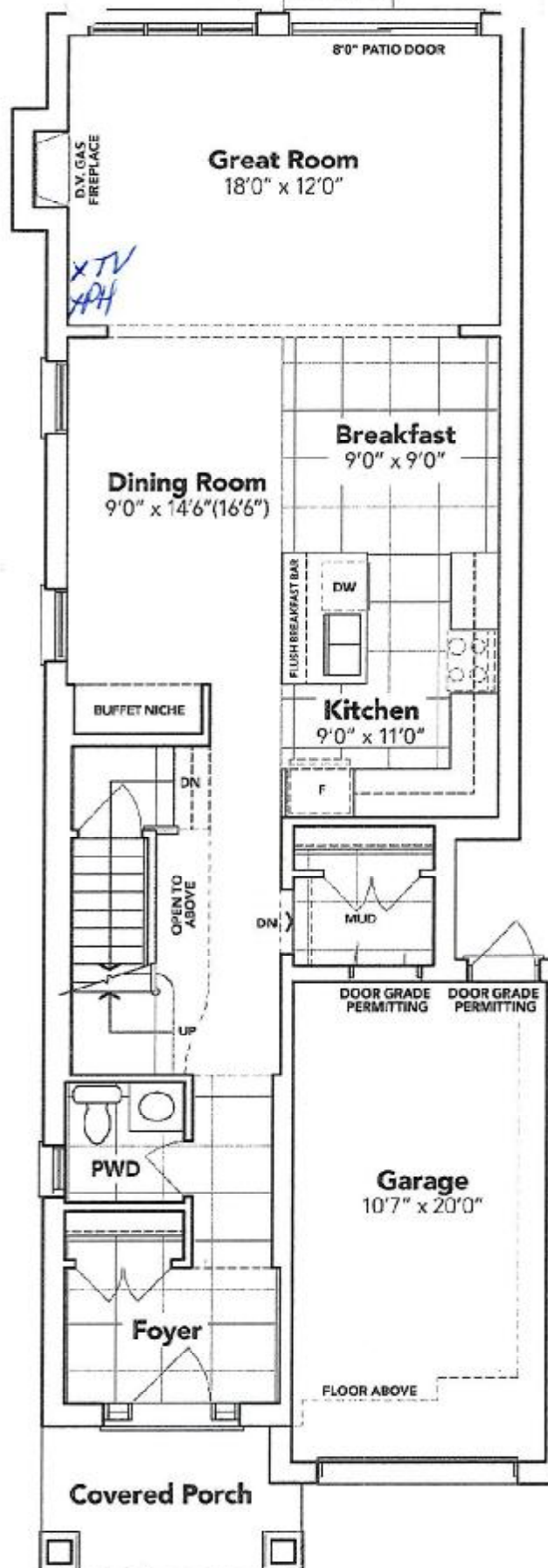
Date:

Vendor:

KINGSMEN (THAMES) INC.

JAN 30 2023

SB-140



LOT: 160 BLOCK 145  
THAMES PH. 5 B  
SKETCH # 1

SIGN: \_\_\_\_\_



SEE ATTACHED FOR SIGNATURES

### MAIN FLOOR EL. B2A

The floor plans and elevations shown are pre-construction plans and may be revised or improved as necessitated by architectural controls and the construction process. The measurements adhere to the rules and regulations of the TARJON Warranty Corporation's official method for the calculation of floor area. Materials, specifications and floor plans are subject to change without notice. All house renderings are artist's concept only. Actual usable floor space may vary from the stated floor area. All options shown are upgrades. E. & O. E.



JAN 30 2023

SB-1400



**SECOND FLOOR EL. B2A**

**LOT: 160 BLOCK 145  
THAMES PH. 5 B  
SKETCH # 2**

**SIGN:** \_\_\_\_\_

**SEE ATTACHED FOR SIGNATURES**

The floor plans and elevations shown are pre-construction plans and may be revised or improved as necessitated by architectural controls and the construction process. The measurements adhere to the rules and regulations of the TARION Warranty Corporation's official method for the calculation of floor area. Materials, specifications and floor plans are subject to change without notice. All house renderings are artist's concept only. Actual usable floor space may vary from the stated floor area. All options shown are upgrades. E. & O. E.





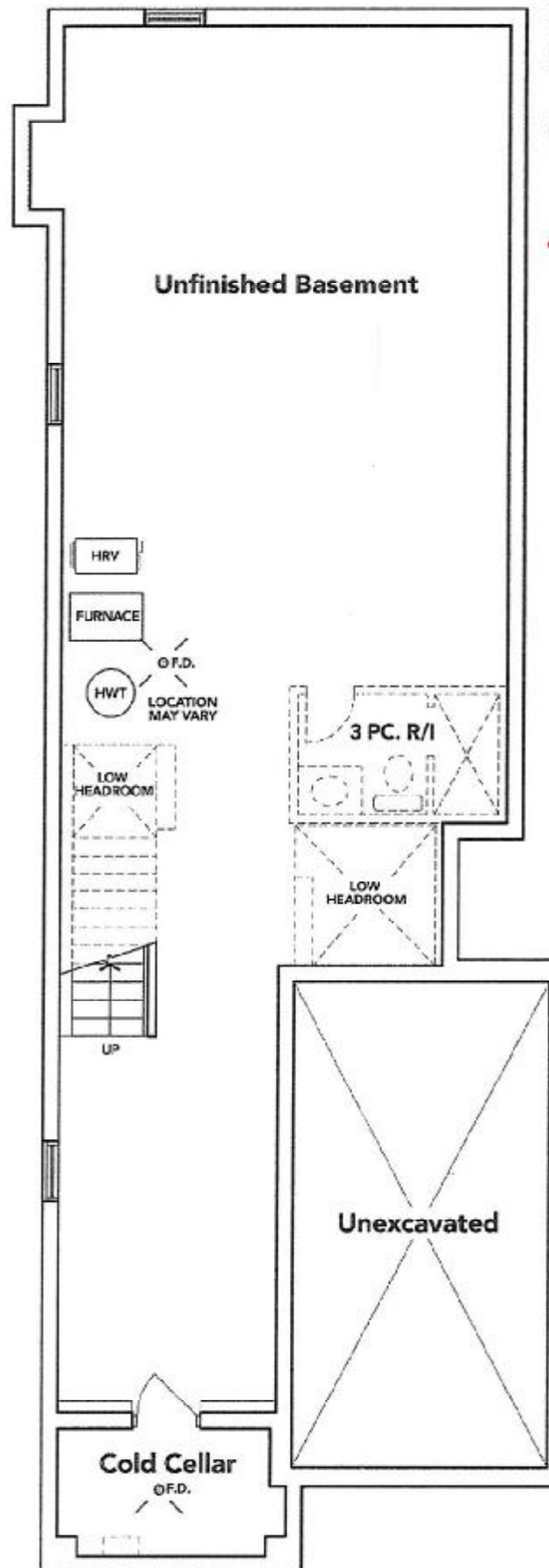
**SCHEDULE "B-1"**  
**Floor Plan**

JAN 30 2003

Townhouse No. 160 Block 145  
Phase 5B  
Model: William (2603) Elev B2 4 Bed - 2+1 Bath  
End - Standard

**LOT: 160 BLOCK 145**  
**THAMES PH. 5 B**  
**SKETCH # 3**

**SIGN:** SEE ATTACHED FOR SIGNATURES



**BASEMENT EL. B2A**

The floor plans and elevations shown are pre-construction plans and may be revised or improved as necessitated by architectural controls and the construction process. The measurements adhere to the rules and regulations of the TARION Warranty Corporation's official method for the calculation of floor area. Materials, specifications and floor plans are subject to change without notice. All house renderings are artist's concept only. Actual usable floor space may vary from the stated floor area. All options shown are upgrades. E. & O. E.