

KINGSMEN (THAMES) INC. / Havelock Corners (Kingsmen)

Lot/Unit: 80    Phase/Building: 5B    Model/Floor Plan: James (3601) Elev A 4 Bed - 2+1 Bath

CABINETRY HOOD FANS

Inv.6205	1 - To supply & install the HOOD FAN - PRO COLLECTION (SCB72230) WALL MOUNT RANGE HOOD WITH 650 CFM FAN - 30 INCH in lieu of the standard stainless steel hood fan.... see spec's	
Line 78549	Note:	
3May23 / 3May23		
Inv.6205	1 - To accomdate for the upgraded 30" chimney hood fan in the kitchen.	
Line 78550	Note:	
3May23 / 3May23		

CABINETRY VANITY

Inv.6205	1 - To supply & install a VANITY BANK OF DRAWERS - in the master ensuite bathroom... see sketch # 2	
Line 78552	Note:	
3May23 / 3May23		

CARPET

Inv.6205	1 - To supply & install the ESCAPE TO MAUI carpet to the master bedroom, bedroom #2, #3 & # 4 in lieu of the standard carpet... see colour chart for details.	
Line 78557	Note:	
3May23 / 3May23		

ELECTRICAL

Inv.6205	1 - To supply & install the standard T.V. rough in in the great room and master bedroom... see sketch # 1 & # 2	
Line 78538	Note: Install the standard T.V. rough in at approx. 66" + - up from the floor in the great room and master bedroom.	
3May23 / 3May23		
Inv.6205	1 - To supply & install the standard Phone ( CAT5 ) rough in in the great room, master bedroom and bedroom # 2 ... see sketch # 1 & # 2	
Line 78539	Note: Install the standard Phone ( CAT 5 ) rough in at approx. 66" + - up from the floor in the great room and master bedroom.	
3May23 / 3May23		
Inv.6205	1 - To SUPPLY AND INSTALL AN ADDITIONAL BASIC RECEPTACLE (NOT DEDICATED) at approx. 66" + - up from the floor centered + - to the F/P	
Line 78544	Note: mantle in the great room... see sketch # 1	
3May23 / 3May23		
This is for a future wall mount T.V. NO CONDUIT PIPE HAS BEEN PURCHASED		
Inv.6205	1 - To SUPPLY AND INSTALL AN ADDITIONAL BASIC RECEPTACLE (NOT DEDICATED) at approx. 66"+ - up from the floor in the master bedroom..see sketch # 2	
Line 78545	Note:	
3May23 / 3May23		
This is for a future wall mount T.V. NO CONDUIT PIPE HAS BEEN PURCHASED		
Inv.6205	1 - To SUPPLY AND INSTALL EXTRA CEILING BOX ROUGH IN CAPPED (DOES NOT INCLUDE SWITCH) over the island in the kitchen.... see sketch # 1	
Line 78546	Note: This capped elec. will be connected to a sep. switch, switch sold sep.	
3May23 / 3May23		

KINGSMEN (THAMES) INC. / Havelock Corners (Kingsmen)

Lot/Unit: 80    Phase/Building: 5B    Model/Floor Plan: James (3601) Elev A 4 Bed - 2+1 Bath

Inv.6205	1 - To supply & install AN ADDITIONAL SINGLE POLE SWITCH connected to the upgraded capped elec. over the island in the kitchen.	
Line 78547	Note:	
3May23 / 3May23		
Inv.6205	1 - Relocate the standard ceiling light from the upper stair landing to the O.T.B. area on the second floor...see sketch # 2	
Line 78548	Note:	
3May23 / 3May23		

HARDWOOD

Inv.6205	1 - To supply & install the 3 1/2" Elements oak natural engineered hardwood floors to the upper hallway in lieu of the standard carpet... see colour chart for details.	
Line 78554	Note:	
3May23 / 3May23		

HEATING AND AIR CONDITIONING

Inv.6205	1 - As per schedule "PE": Vendor to install capped gas line ( Rough in only ) at rear of home for future BBQ location. Location to be finalized at vendors sole discretion.	
Line 78536	Note:	
3May23 / 3May23		
Inv.6205	1 - As per schedule "PE": Vendor to supply & install air conditioning unit, sized accordingly, from vendors standard samples.	
Line 78537	Note:	
3May23 / 3May23		

MISCELLANEOUS

PLUMBING

Inv.6205	1 - To supply & install the upgrade MOEN Chateau shower package in the master ensuite shower in lieu of the standard shower faucet... see details and spec's attached.	
Line 78551	Note:	
3May23 / 3May23		

RAILING

Inv.6205	1 - To supply & Install the RAILING - UPGRADE 1 - METAL HANDRAIL 3 INCH OVAL IN OAK - PICKETS STEEL ½ INCH SQUARE, PLAIN, WITH SHOES IN FLAT BLACK - POSTS 3½ INCH SQUARE, WITH CAP OAK IN OAK in lieu of the standard picket and rails.	
Line 78555	Note:	
3May23 / 3May23		

TILE - FLOOR

Inv.6205	1 - To supply & install the UPGRADE 1 - SHOWER FLOOR TILE - - ENSUITE SHOWER FLOOR TILE in lieu of the standard shower floor... see colour chart for details.	
Line 78553	Note:	
3May23 / 3May23		

TRIM

KINGSMEN (THAMES) INC. / Havelock Corners (Kingsmen)

Lot/Unit: 80    Phase/Building: 5B    Model/Floor Plan: James (3601) Elev A 4 Bed - 2+1 Bath

Inv.6205	1 - To supply & install the Standard style straight lever and hindges throughout in the MATTE BLACK in lieu of the standard finish throughout the house where applicable.	
Line 78556	Note:	
3May23 / 3May23		

EXTRAS AS PER OFFER

5 FREE APPLIANCES ? STAINLESS STEEL FRONT - FRIDGE: STOVE AND DISHWASHER. WHITE WASHER AND DRYER (SUPPLIED ONLY, NOT INSTALLED, FROM BUILDERS STANDARD LINE). AN APPLIANCES VOUCHER WILL BE GIVEN BY OUR DECOR CONSULTANT AT THE TIME OF BOOKING YOUR COLOUR A <i>Worksheet</i> Note:	
VENDOR TO INSTALL CAPPED GAS LINE (ROUGH-IN ONLY) AT REAR OF HOME FOR FUTURE BBQ LOCATION.   LOCATION TO BE FINALIZED AT VENDORS SOLE DISCRETION. <i>Worksheet</i> Note:	
VENDOR TO SUPPLY & INSTALL AIR CONDITIONING UNIT, SIZED ACCORDINGLY, FROM VENDORS STANDARD SAMPLES. <i>Worksheet</i> Note:	

Purchaser:SANDEEP SINGH ASSI

Property: 80 of Plan - Draft Approval SB17-03-08

Telephone Res. / Bus: /

Project: KINGSMEN (THAMES) INC.

Decor Advisor: Barbara Coccia

Model and Elevation: James (3601) Elev A 4 Bed - 2+1 Bath

Layout Changes: ☐ Yes ☒ No

Sketch Attached: ☒ Yes ☐ No

Exterior Colour Scheme:

1. Cabinetry	Style and Colour	Counter Top	Hardware
Kitchen / Breakfast	#3 Manchester Maple Shale Grey CL	#1, C/S # 9141 Ice Snow 3cm.	# 12881 Handle
Kitchen Island	#3 Manchester Maple Shale Grey CL	#1, C/S # 9141 Ice Snow 3cm.	# 12881 Handle
Laundry Room	/		
Powder Room	#3 Manchester Maple Shale Grey CL	# 4925K-07 Calcutta Marble	# 12881 Handle
Main Bathroom	# 2 Georgian Orchid	# 4926K-07 Black Alicante	# 12881 Handle
Master Ensuite Bathroom	# 2 Georgian Orchid	# 4926K-07 Black Alicante	# 12881 Handle
Second Ensuite Bathroom (If Applicable)	/		
	/		
	/		

Appliances

Custom Size Fridge  
☐ Yes ☒ No

Valance Lighting  
☐ Yes ☒ No

Microwave / Range Hood  
☐ Yes ☒ No

Cooktop / Rangetop  
☐ Yes ☒ No

Built in Wall Oven  
☐ Yes ☒ No

Slide-in Range  
☐ Yes ☒ No

Comment  
/

2. Flooring	Selection
Foyer	13 x13" Burlingtonstone White
Main Hall	13 x13" Burlingtonstone White
Back Hall	/
Breakfast	13 x13" Burlingtonstone White
Laundry Room	13 x 13" Cinq Black
Kitchen	13 x13" Burlingtonstone White
Powder Room	13 x13" Burlingtonstone White
Main Bathroom	13 x 13" Cinq Black
Master Ensuite	13 x 13" Cinq Black
Bathroom (If Applicable)	/
Mud Room	13 x13" Burlingtonstone White
Master ens. shower floor:	**2x2" Land Plain Black Matte
Living Room	/
Dining Room	/
Family / Great Room	3 1/2" Elements Oak Natural
Den / Library / Study	/
Basement Landing (If Applies)	
Lower Landing (If Applicable)	3 1/2" Elements Oak Natural
Upper Landing	( If applicable ) 3 1/2" Elements Oak Natural
Upper Hall	**3 1/2" Elements Oak Natural
Master Bedroom	**Escape to Maui # 89816 Pilgrim's Path
Bedroom #2	**Escape to Maui # 89816 Pilgrim's Path
Bedroom #3	**Escape to Maui # 89816 Pilgrim's Path
Bedroom #4	**Escape to Maui # 89816 Pilgrim's Path
Bedroom #5	/
Master ens. shower Jamb:	Anatolia Marmiline SNOW



MAY - 3 2023

Purchaser: SANDEEP SINGH ASSI  
Telephone Res. / Bus: /  
Decor Advisor: Barbara Coccia  
Property: 80 of Plan - Draft Approval SB17-03-08  
Project: KINGSMEN (THAMES) INC.  
Model and Elevation: James (3801) Elev A 4 Bed - 2+1 Bath

2. Flooring - Continued -





Upgrade Underpad	Type	Area
	Standard	Master bedroom, bedroom #2, #3 & #4
Carpet on Stairs	Capped	Runner - *Upgrade
Comment	/	/

3. Plumbing Fixtures / Faucets

Kitchen	Standard	Second Ensuite	/	Powder Room	Standard
Master Ensuite	Standard			Other Room	/
Main Bathroom	Standard		/		
Comment	Still to install the standard top mount kitchen sink. Purchaser has upgraded the master ensuite shower faucet, see invoice for details.				

4. Wall Tile

	Tile Selection	Listello	Insert	Insert Selection
Main Bathroom	8x10" Weave White	<input type="checkbox"/>	<input type="checkbox"/>	
Master Ensuite				
Tub Deck	13 x13" Cinq Black	<input type="checkbox"/>	<input type="checkbox"/>	
Tub Apron	13 x13" Cinq Black	<input type="checkbox"/>	<input type="checkbox"/>	
Tub Surround	13 x13" Cinq Black	<input type="checkbox"/>		
Shower Stall	8x10" Weave White	<input type="checkbox"/>	<input type="checkbox"/>	
Second Ensuite	/	<input type="checkbox"/>	<input type="checkbox"/>	
	/	<input type="checkbox"/>	<input type="checkbox"/>	
	/	<input type="checkbox"/>	<input type="checkbox"/>	
Kitchen Backsplash	/	<input type="checkbox"/>	<input type="checkbox"/>	
Complete Backsplash	/	<input type="checkbox"/>	<input type="checkbox"/>	
Comment				



horizontal stackedbrick patternvertical stackeddiagonal/diamond

5. Fireplace

	Living Room			Family Room			Other Room - Specify Great Room		
	Purchased	As Per Plan	N/A	Purchased	As Per Plan	N/A	Purchased	As Per Plan	N/A
Fireplace Type	<input type="radio"/>	<input type="radio"/>	<input checked="" type="radio"/>	<input type="radio"/>	<input type="radio"/>	<input checked="" type="radio"/>	<input type="radio"/>	<input checked="" type="radio"/>	<input type="radio"/>
Mantle Type							Front Facing		
Over Mantle							NF-08		
Colour / Stain							/		
Surround							White		
Hearth							/		
Comment									

3A

Initial: \_\_\_\_\_

Purchaser: SANDEEP SINGH ASSI

Property: 80 of Plan - Draft Approval SB17-03-08

Telephone Res. / Bus: /

Project: KINGSMEN (THAMES) INC.

Decor Advisor: Barbara Coccia

Model and Elevation: James (3601) Elev A 4 Bed - 2+1 Bath

### 6. Trim Carpentry

Door Hardware \*\*Standard style handle in BLACK

Interior Trim Standard

Comment

Purchaser has upgraded to standard style BLACK hinges.

#### Interior Doors

☐ 2 Panel Arch Top

☒ 2 Panel Square Top

☐ 6 Panel

Initial for Door Style

SA

### 7. Railings and Pickets

Railing Package \*\*Upgrade #1, Metal picket package

Railing Colour Elements Natural

Picket Colour BLACK

Wood Stairs ☐ No ☒ Oak

Tread Colour Elements Natural

Comment

/

### 8. Plaster Mouldings and Medallions

Foyer /

Main Hall /

Living Room /

Dining Room /

Family Room /

Kitchen/Breakfast /

Den/Library /

Lower Landing /

Comment

/

### 9. Wall Paint

Kingsmen White

Smooth Ceilings ☐ First Floor

☐ First Floor incl. Second Floor Hall

☐ First and Second Floor

☒ Throughout

☐ Not Applicable

Trim Paint Kingsmen White

### 10. Additional Comments

/

### 11. Disclaimers and Notes

- Colours of all materials are as close as possible to builder's selection, but not necessarily identical due to variances in manufacturing.
- Any extras listed above are null and void unless accompanied by a separate invoice/amendment. Said invoice must be paid in full.
- The Purchaser acknowledges that after Interior Colour Selection form is signed and dated, no further changes will be permitted other than re-selection due to unavailability. SA Purchaser's Initials
- The Purchaser acknowledges reading and accepting the "Kingsmen Group Décor Centre Disclaimers" form. This document contains other miscellaneous disclaimers.

This Interior Colour Selection is final and approved by:

Purchaser:

Signature: Sandeep Singh Assi Date: May 03/2023

Vendor:

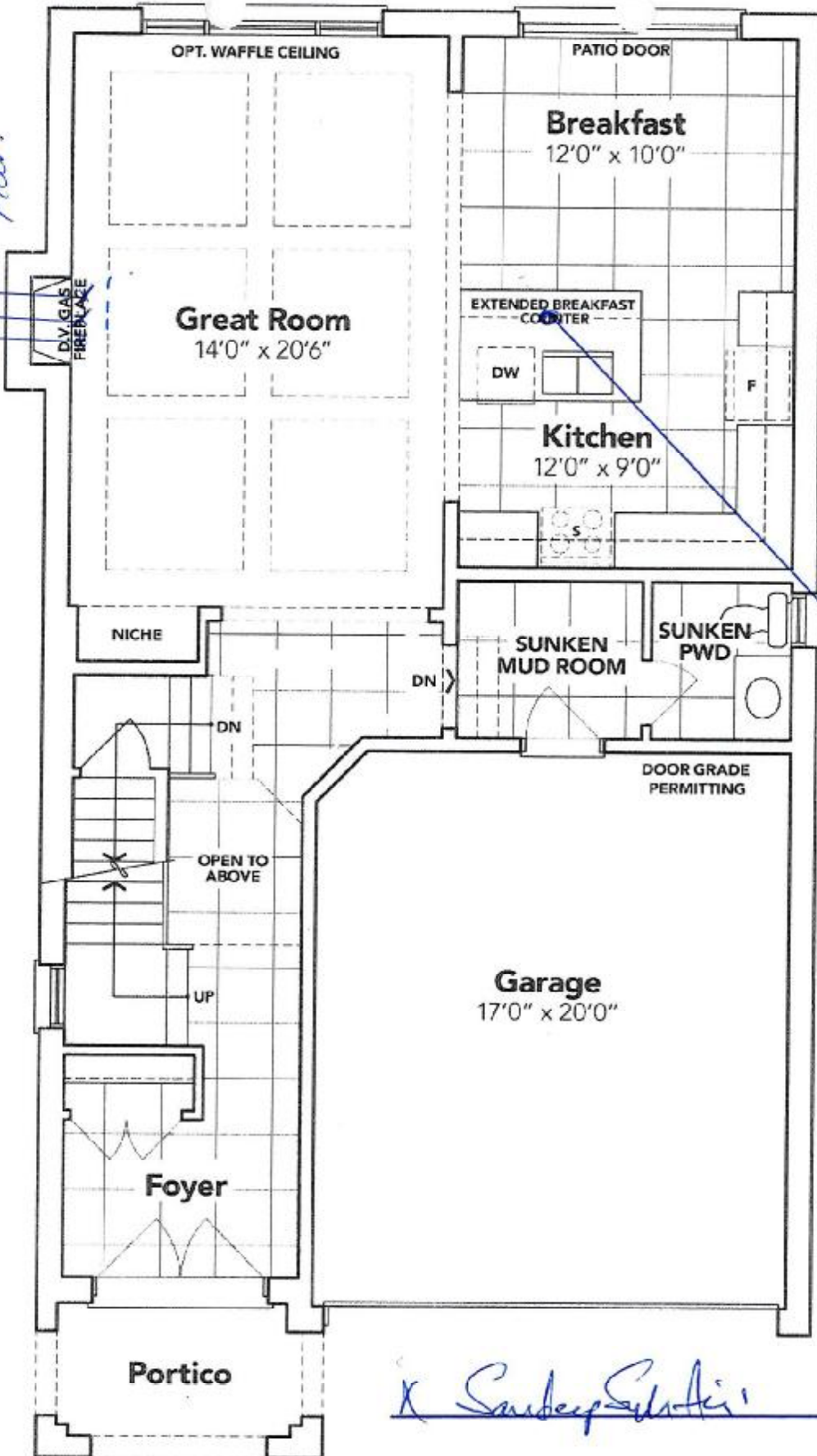
[Signature]  
KINGSMEN (THAMES) INC.

MAY - 3 2023

SB-LOT 80

LOT 80  
THAMES PH. 5B  
SKETCH #1

*all 3 items  
@ 66" ±  
DN TV up from  
floor.*



## GROUND FLOOR EL. A

The floor plans and elevations shown are pre-construction plans and may be revised or improved as necessitated by architectural controls and the construction process. The measurements adhere to the rules and regulations of the TARION Warranty Corporation's official method for the calculation of floor area. Materials, specifications and floor plans are subject to change without notice. All house renderings are artist's concept only. Actual usable floor space may vary from the stated floor area. All options shown are upgrades. E. & O. E.



MAY - 3 2023

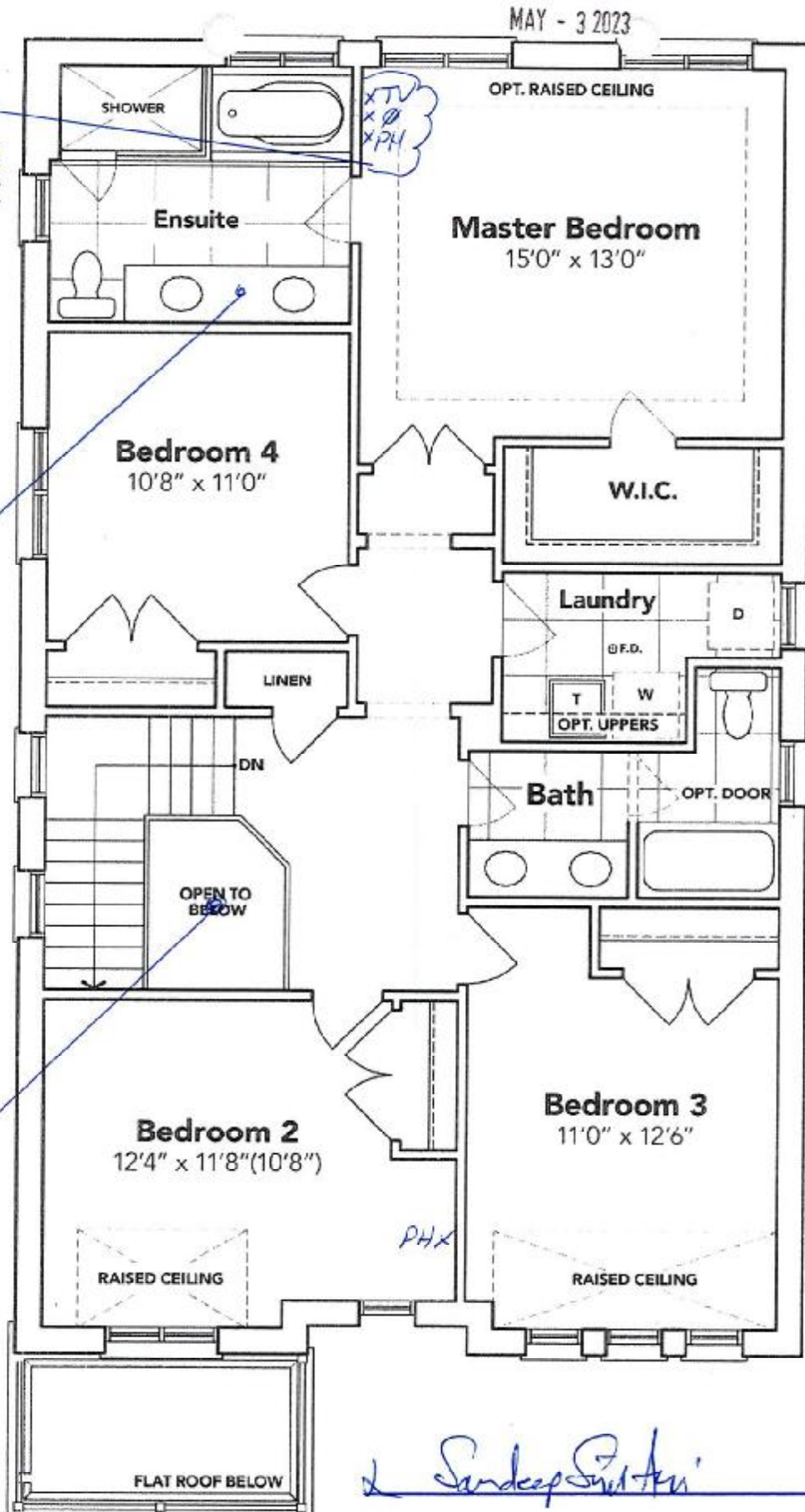
SB-Lot 80

LOT 80  
THAMES PH. 5B  
SKETCH #2

all 3 items @ 66" up from floor

Bank of Drains

Relocate Old Light



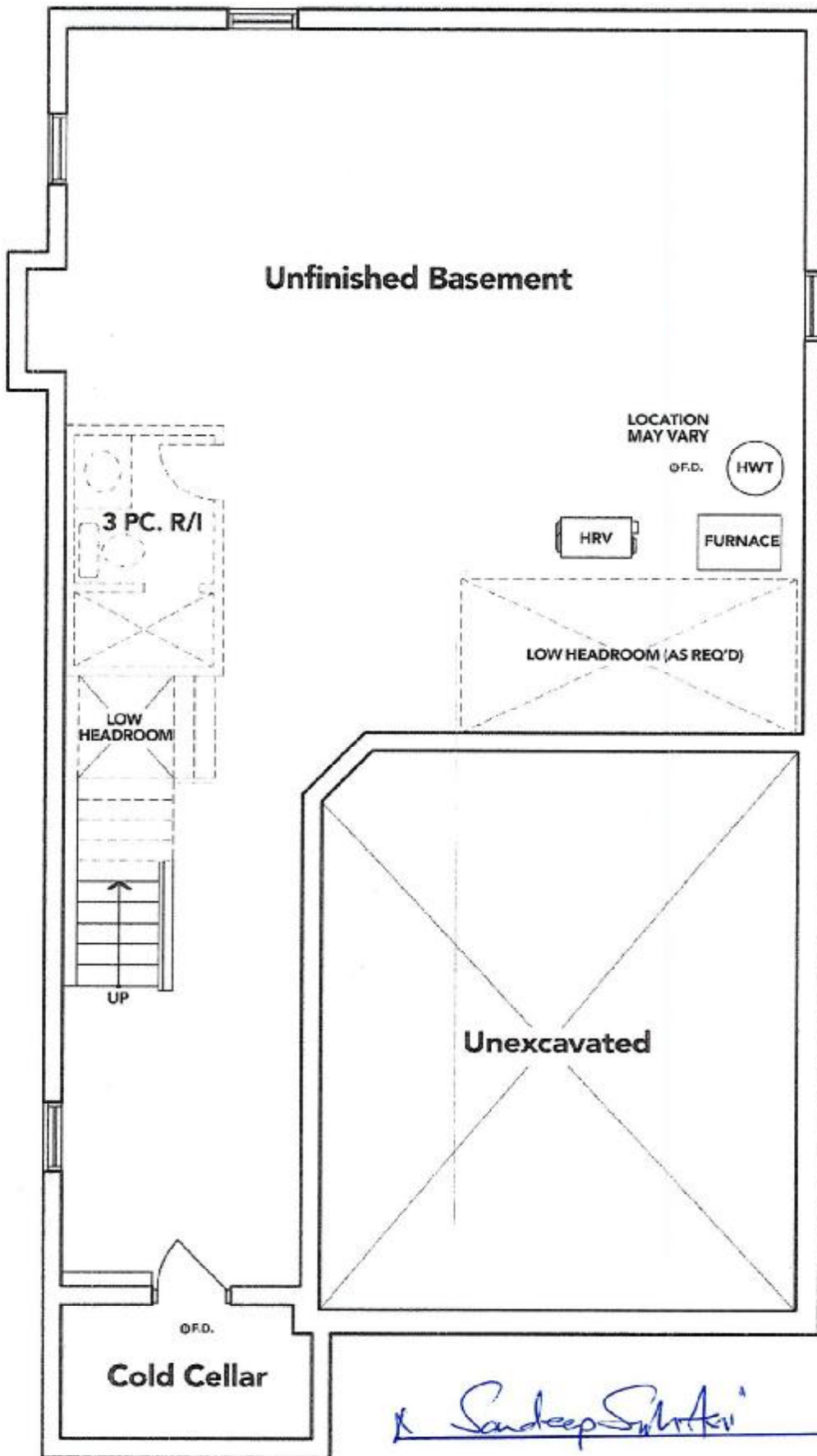
*Sandeep S. Arora*

## SECOND FLOOR EL. A

The floor plans and elevations shown are pre-construction plans and may be revised or improved as necessitated by architectural controls and the construction process. The measurements adhere to the rules and regulations of the TARION Warranty Corporation's official method for the calculation of floor area. Materials, specifications and floor plans are subject to change without notice. All house renderings are artist's concept only. Actual usable floor space may vary from the stated floor area. All options shown are upgrades. E. & O. E.



LOT 80  
THAMES PH. 5B  
SKETCH #3



*Sandeep S. Arora*

**BASEMENT EL. A**

The floor plans and elevations shown are pre-construction plans and may be revised or improved as necessitated by architectural controls and the construction process. The measurements adhere to the rules and regulations of the TARIION Warranty Corporation's official method for the calculation of floor area. Materials, specifications and floor plans are subject to change without notice. All house renderings are artist's concept only. Actual usable floor space may vary from the stated floor area. All options shown are upgrades. E. & O. E.

SA

MAY - 3 2023

LOT 80 THAMES PH. 5B

RE: UPG. SHOWER COMBO FOR THE  
MASTER ENS. SHOWER

SB-80



**Moen Chateau Shower Pkg**

- TL181/62320 Single Lever Chrome
- TL4171/3372 Diverter
- 3869EP/A725 Bar & Elbow
- 6345 Rain 8" Head
- 116651/AT2199 6" Arm & Flange
- 3931 Toe tester Diverter Spout



a Sankey Sil An

**KINGSIEN**

GROUP INC.


MAY - 3 2023

LOT 80 THAMES PH. 5B  
RE: UPG.30" CHIMNEY HOOD FAN

SB-80

## Specifications

Air Flow Volume: 650 CFM  
Electrical Connection: 120V/60Hz  
Power Consumption: 240 Watts  
Current: 2.0 Amps  
Fan Speed: 1599 RPM  
Finishes: Stainless Steel  
Duct: 6" Round  
Knock-out: 6" Round - Top Only  
Dimensions: Width: 30"/36"  
Height: 44 1/2"  
Depth: 19 3/4"  
Noise Level: Min. 2 Sones  
Max. 7 Sones



SCB722 - Baffle Filter



## Ordering Model Chart

Model	Colour	Knock-out	Duct	Size	Filter	CFM
SCB72230	Stainless Steel	6"	6" Round	30"	Baffle	650
<del>SCB72236</del>	<del>Stainless Steel</del>	<del>6"</del>	<del>6" Round</del>	<del>36"</del>	<del>Baffle</del>	<del>650</del>

## Notes

x Sandeep Singh Arora

**Cyclone**<sup>®</sup>  
Breathe Better

CD022018