

KINGSMEN (THAMES) INC. / Havelock Corners (Kingsmen)

Lot/Unit: 106 Phase/Building: 5B Model/Floor Plan: James (3601) Elev B 4 Bed - 2+1 Bath

CABINETRY HOOD FANS

Inv.6278	1 - To supply & install the HOOD FAN - PRO COLLECTION (SCB72230) WALL MOUNT RANGE HOOD WITH 650 CFM FAN - 30 INCH in the kitchen in lieu of the standard stainless steel hood fan...see spec's	
Line 79190	Note:	
5Jun23 / 5Jun23		
Inv.6278	1 - To accomdate for the upgraded 30" chimney hood fan in the kitchen... see specs	
Line 79191	Note:	
5Jun23 / 5Jun23		

ELECTRICAL

Inv.6278	1 - To supply & install the standard T.V. rough in in the great room and master bedroom... see sketch # 1 & # 2	
Line 79179	Note: Install the standard T.V. Rough in at approx. 66" + - up from the floor centered + - to the F/P mantle in the great room.	
5Jun23 / 5Jun23		
Inv.6278	1 - To supply & install the standard Phone (CAT5) rough in in the great room, master bedroom and bedroom # 2 ... see sketch # 1 & # 2	
Line 79180	Note: Install the standard Phone (CAT 5) Rough in at approx. 66" + - up from the floor centered + - to the F/P mantle in the great room.	
5Jun23 / 5Jun23		
Inv.6278	1 - To SUPPLY AND INSTALL AN ADDITIONAL BASIC RECEPTACLE (NOT DEDICATED) at approx. 66" + - up from the floor centered to the F/P mantle	
Line 79188	Note: in the great room... see sketch # 1	
5Jun23 / 5Jun23		
This is for a future wall mount T.V. NO CONDUIT PIPE HAS BEEN PURCHASED.		
Inv.6278	1 - Relocate the standard ceiling light from the upper stair landing to the O.T.B. area on the 2nd. floor... see sketch # 2	
Line 79189	Note:	
5Jun23 / 5Jun23		
Inv.6278	1 - To SUPPLY AND INSTALL EXTRA CEILING BOX ROUGH IN CAPPED (DOES NOT INCLUDE SWITCH) over the island area in the kitchen... see sketch # 1	
Line 79195	Note: This capped elec. will be connected to a sep. switch, switch is sold sep.	
5Jun23 / 5Jun23		
Inv.6278	1 - To supply & install AN ADDITIONAL SINGLE POLE SWITCH connected to the upgraded capped elec. over the island in the kitchen.	
Line 79196	Note:	
5Jun23 / 5Jun23		

HARDWOOD

Inv.6278	1 - To supply & install the 3 1/2" Elements Oak Stained engineered hardwood floors to the upper hallway in lieu of the standard carpet... see colour chart for details.	
Line 79192	Note:	
5Jun23 / 5Jun23		

HEATING AND AIR CONDITIONING

KINGSMEN (THAMES) INC. / Havelock Corners (Kingsmen)

Lot/Unit: 106 Phase/Building: 5B Model/Floor Plan: James (3601) Elev B 4 Bed - 2+1 Bath

Inv.6278	1 - As per schedule "PE": Vendor to install capped gas line (Rough in only) at rear of home for future BBQ location. Location to be finalized at vendors sole discretion.	
Line 79177	Note:	
5Jun23 / 5Jun23		
Inv.6278	1 - As per schedule "PE": Vendor to supply & install air conditioning unit, sized accordingly, from vendors standard samples.	
Line 79178	Note:	
5Jun23 / 5Jun23		

MISCELLANEOUS

TILE - WALL

Inv.6278	1 - To supply & install the UPGRADE 1 - BACKSPLASH TILE - - KITCHEN SPLASH TILE in a 70/30+ - off set horizontal pattern to the kitchen backsplash area, to include around the upgraded chimney hood fan upto kitchen bulkhead.. see colour chart for details.	
Line 79193	Note:	
5Jun23 / 5Jun23		

EXTRAS AS PER OFFER

5 FREE APPLIANCES – STAINLESS STEEL FRONT - FRIDGE; STOVE AND DISHWASHER. WHITE WASHER AND DRYER (SUPPLIED ONLY, NOT INSTALLED, FROM BUILDERS STANDARD LINE). AN APPLIANCES VOUCHER WILL BE GIVEN BY OUR DECOR CONSULTANT AT THE TIME OF BOOKING YOUR COLOUR A <i>Worksheet</i> Note:	
5 FREE APPLIANCES ? STAINLESS STEEL FRONT - FRIDGE: STOVE AND DISHWASHER. WHITE WASHER AND DRYER (SUPPLIED ONLY, NOT INSTALLED, FROM BUILDERS STANDARD LINE). AN APPLIANCES VOUCHER WILL BE GIVEN BY OUR DECOR CONSULTANT AT THE TIME OF BOOKING YOUR COLOUR A <i>Worksheet</i> Note:	
VENDOR TO INSTALL CAPPED GAS LINE (ROUGH-IN ONLY) AT REAR OF HOME FOR FUTURE BBQ LOCATION. LOCATION TO BE FINALIZED AT VENDORS SOLE DISCRETION. <i>Worksheet</i> Note:	
VENDOR TO SUPPLY & INSTALL AIR CONDITIONING UNIT, SIZED ACCORDINGLY, FROM VENDORS STANDARD SAMPLES. <i>Worksheet</i> Note:	

Purchasers:THOMAS,T VELLIRIMATTATHIL, & LISSY KEEN

Property: 106 of Plan - Draft Approval SB17-03-08

Telephone Res. / Bus: /

Project: KINGSMEN (THAMES) INC.

Decor Advisor: Barbara Coccia

Model and Elevation: James (3601) Elev B 4 Bed - 2+1 Bath

Layout Changes: ☐ Yes ☒ No

Sketch Attached: ☒ Yes ☐ No

Exterior Colour Scheme:

1. Cabinetry	Style and Colour	Counter Top	Hardware
Kitchen / Breakfast	#3 Simcoe Rain Cloud	# 1, C/S # 9141 Ice Snow 3cm.	# 12881 Handle
Kitchen Island	#3 Simcoe Rain Cloud	# 1, C/S # 9141 Ice Snow 3cm.	# 12881 Handle
Laundry Room	/		
Powder Room	#3 Simcoe Rain Cloud	# 6698-46 Paloma Polar	# 12881 Handle
Main Bathroom	#2 Slab LPL Stainless	# 4925K-07 Calcutta Marble	# 12881 Handle
Master Ensuite Bathroom	#2 Slab LPL Stainless	# 4925K-07 Calcutta Marble	# 12881 Handle
Second Ensuite Bathroom (If Applicable)	/		
	/		
	/		

Appliances

Custom Size Fridge
☐ Yes ☒ No

Valance Lighting
☐ Yes ☒ No

Microwave / Range Hood
☐ Yes ☒ No

Cooktop / Rangenop
☐ Yes ☒ No

Built in Wall Oven
☐ Yes ☒ No

Slide-in Range
☐ Yes ☒ No

Comment
/

2. Flooring	Selection
Foyer	13 x13" Burlingstone Taupe
Main Hall	13 x13" Burlingstone Taupe
Back Hall	/
Breakfast	13 x13" Burlingstone Taupe
Laundry Room	13x13" Piaggio White
Kitchen	13 x13" Burlingstone Taupe
Powder Room	13 x13" Burlingstone Taupe
Main Bathroom	13x13" Piaggio White
Master Ensuite	13x13" Piaggio White
Bathroom (If Applicable)	/
Mud Room	13 x13" Burlingstone Taupe
Master ens. shower floor:	2x2" Ontario Snow White Matte
Living Room	/
Dining Room	/
Family / Great Room	3 1/2" Elements Oak Natural
Den / Library / Study	/
Basement Landing (If Applies)	
Lower Landing (If Applicable)	3 1/2" Elements Oak Natural
Upper Landing	(If applicable) 3 1/2" Elements Oak Natural
Upper Hall	**3 1/2" Elements Oak Natural
Master Bedroom	Modern Story 1, # 827 Perfect Neutral
Bedroom #2	Modern Story 1, # 827 Perfect Neutral
Bedroom #3	Modern Story 1, # 827 Perfect Neutral
Bedroom #4	Modern Story 1, # 827 Perfect Neutral
Bedroom #5	/
Master ens. shower jamb:	Anatolia Marmiline SNOW

Purchasers: THOMAS, T VELLIRIMATTATHIL, & LISSY KEENProperty: 106 of Plan - Draft Approval SB17-03-08
Telephone Res. / Bus: / Project: KINGSMEN (THAMES) INC.
Decor Advisor: Barbara Coccia Model and Elevation: James (3601) Elev B 4 Bed - 2+1 Bath
2. Flooring - Continued -

Upgrade Underpad	Type	Area
	Standard	2nd Floor BC June 6/23 master Bed, Bed 2, 3 + 4
Carpet on Stairs	Capped	Runner - *Upgrade
Comment	/	/

3. Plumbing Fixtures / Faucets

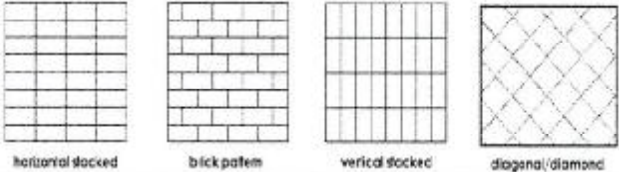
Kitchen	Standard	Second Ensuite	/	Powder Room	Standard
Master Ensuite	Standard			Other Room	/
Main Bathroom	Standard		/		

Comment
Still to install the standard top mount kitchen sink.

4. Wall Tile

	Tile Selection	Listello	Insert	Insert Selection
Main Bathroom	8x10" Weave Tender Grey	<input type="checkbox"/>	<input type="checkbox"/>	
Master Ensuite				
Tub Deck	13x13" Piaggio White	<input type="checkbox"/>	<input type="checkbox"/>	
Tub Apron	13x13" Piaggio White	<input type="checkbox"/>	<input type="checkbox"/>	
Tub Surround	13x13" Piaggio White	<input type="checkbox"/>	<input type="checkbox"/>	
Shower Stall	8x10" Weave Tender Grey	<input type="checkbox"/>	<input type="checkbox"/>	
Second Ensuite	/	<input type="checkbox"/>	<input type="checkbox"/>	
	/	<input type="checkbox"/>	<input type="checkbox"/>	
	/	<input type="checkbox"/>	<input type="checkbox"/>	
Kitchen Backsplash	*4x16" Soho Gallery Grey Glossy Press 70/30 offset horiz.	<input type="checkbox"/>	<input type="checkbox"/>	
Complete Backsplash	/	<input type="checkbox"/>	<input type="checkbox"/>	

Comment
/



5. Fireplace

	Living Room			Family Room			Other Room - Specify			Great Room
	Purchased	As Per Plan	N/A	Purchased	As Per Plan	N/A	Purchased	As Per Plan	N/A	
Fireplace Type	<input type="radio"/>	<input type="radio"/>	<input checked="" type="radio"/>	<input type="radio"/>	<input type="radio"/>	<input checked="" type="radio"/>	<input type="radio"/>	<input checked="" type="radio"/>	<input type="radio"/>	
Mantle Type										
Over Mantle										
Colour / Stain										
Surround										
Hearth										
Comment										

Initial:

Purchasers: THOMAS, T VELLIRIMATTATHIL, & LISSY KEEN
Telephone Res. / Bus: /
Decor Advisor: Barbara Coccia
Property: 106 of Plan - Draft Approval SB17-03-08
Project: KINGSMEN (THAMES) INC.
Model and Elevation: James (3601) Elev B 4 Bed - 2+1 Bath

6. Trim Carpentry

Door Hardware Standard handle

Interior Trim Standard

Comment /

Interior Doors

☐ 2 Panel Arch Top

☒ 2 Panel Square Top

☐ 6 Panel



Initial for Door Style

TF VE

7. Railings and Pickets

Railing Package Standard Oak STRAIGHT picket package

Railing Colour Elements Natural

Picket Colour Elements Natural

Wood Stairs ☐ No ☒ Oak

Tread Colour Elements Natural

Comment /

8. Plaster Mouldings and Medallions

Foyer /

Kitchen/Breakfast /

Main Hall /

Den/Library /

Living Room /

Lower Landing /

Dining Room /

Family Room /

Comment /

9. Wall Paint

Kingsmen White

Smooth Ceilings

☐ First Floor

☐ First Floor incl. Second Floor Hall

☐ First and Second Floor

☒ Throughout

☐ Not Applicable

Trim Paint Kingsmen White

10. Additional Comments

11. Disclaimers and Notes

- Colours of all materials are as close as possible to builder's selection, but not necessarily identical due to variances in manufacturing.
- Any extras listed above are null and void unless accompanied by a separate invoice/amendment. Said invoice must be paid in full.
- The Purchaser acknowledges that after Interior Colour Selection form is signed and dated, no further changes will be permitted other than re-selection due to unavailability. TF VE Purchaser's Initials
- The Purchaser acknowledges reading and accepting the "Kingsmen Group Décor Centre Disclaimers" form. This document contains other miscellaneous disclaimers.

This Interior Colour Selection is final and approved by:

Purchaser:

Signature: Lissy Thomas Date: 5/06/23

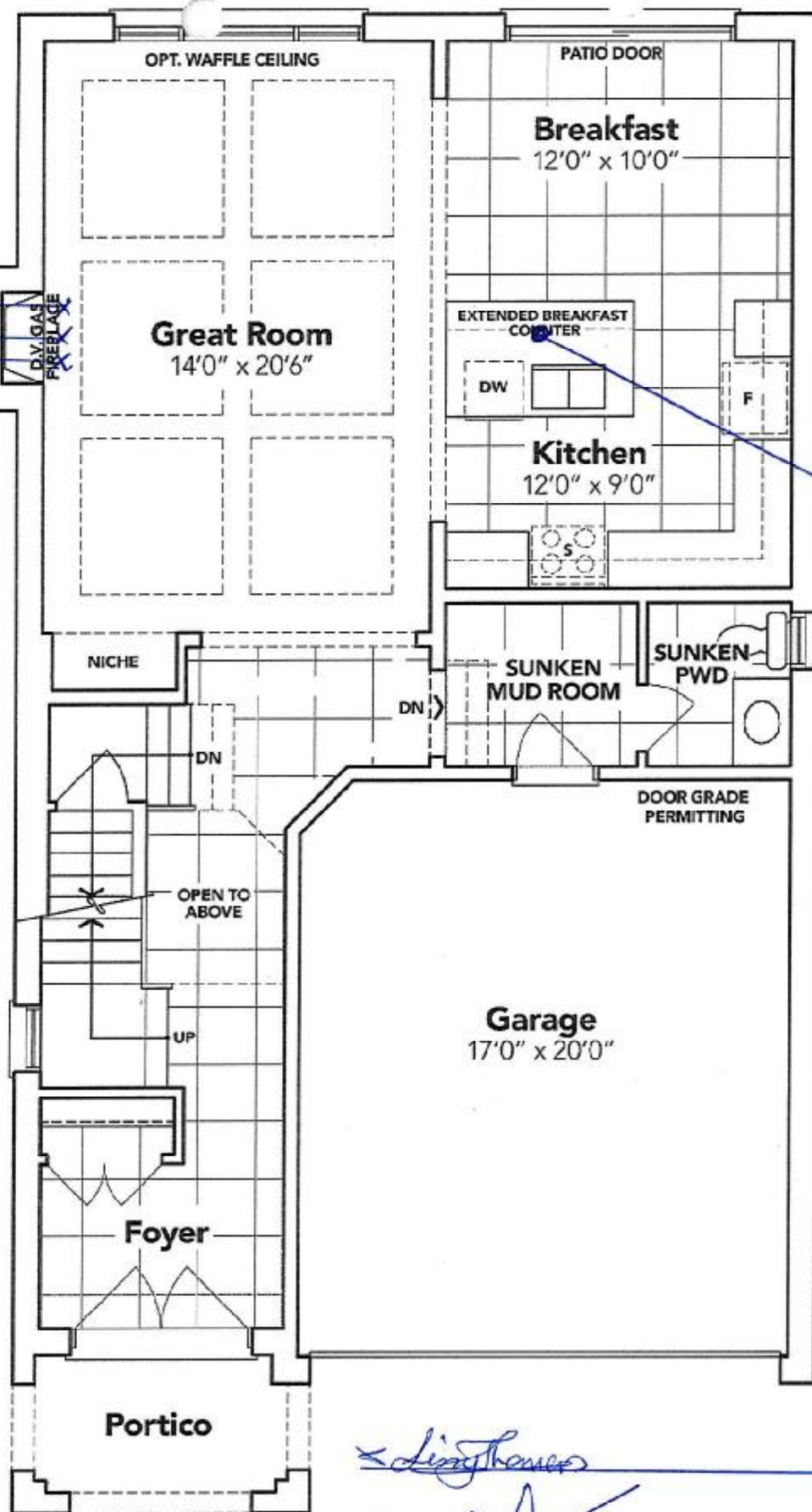
Signature: Thomas Date: June 5/23

Vendor:

KINGSMEN (THAMES) INC.

LOT 106
THAMES PH. 5B
SKETCH # 1

*all bike
@ 66" up from
PH*



*capped
elec. ma
sep switches*

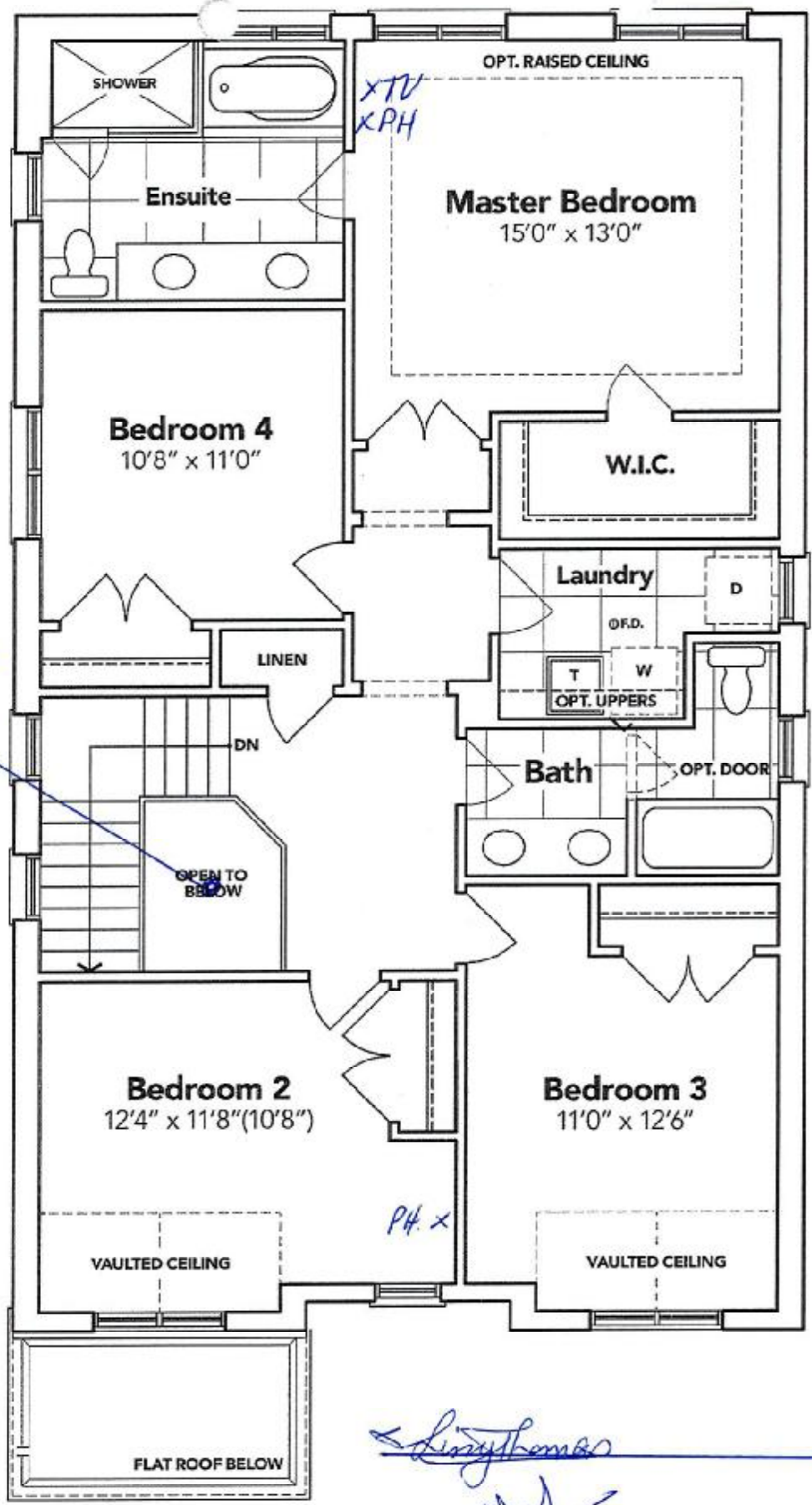
GROUND FLOOR EL. B

The floor plans and elevations shown are pre-construction plans and may be revised or improved as necessitated by architectural controls and the construction process. The measurements adhere to the rules and regulations of the TARION Warranty Corporation's official method for the calculation of floor area. Materials, specifications and floor plans are subject to change without notice. All house renderings are artist's concept only. Actual usable floor space may vary from the stated floor area. All options shown are upgrades. E. & O. E.

SB-LOT 106

LOT 106
THAMES PH. 5B
SKETCH # 2

Relocated Std.
Light



L. J. Thomas
Mad

SECOND FLOOR EL. B

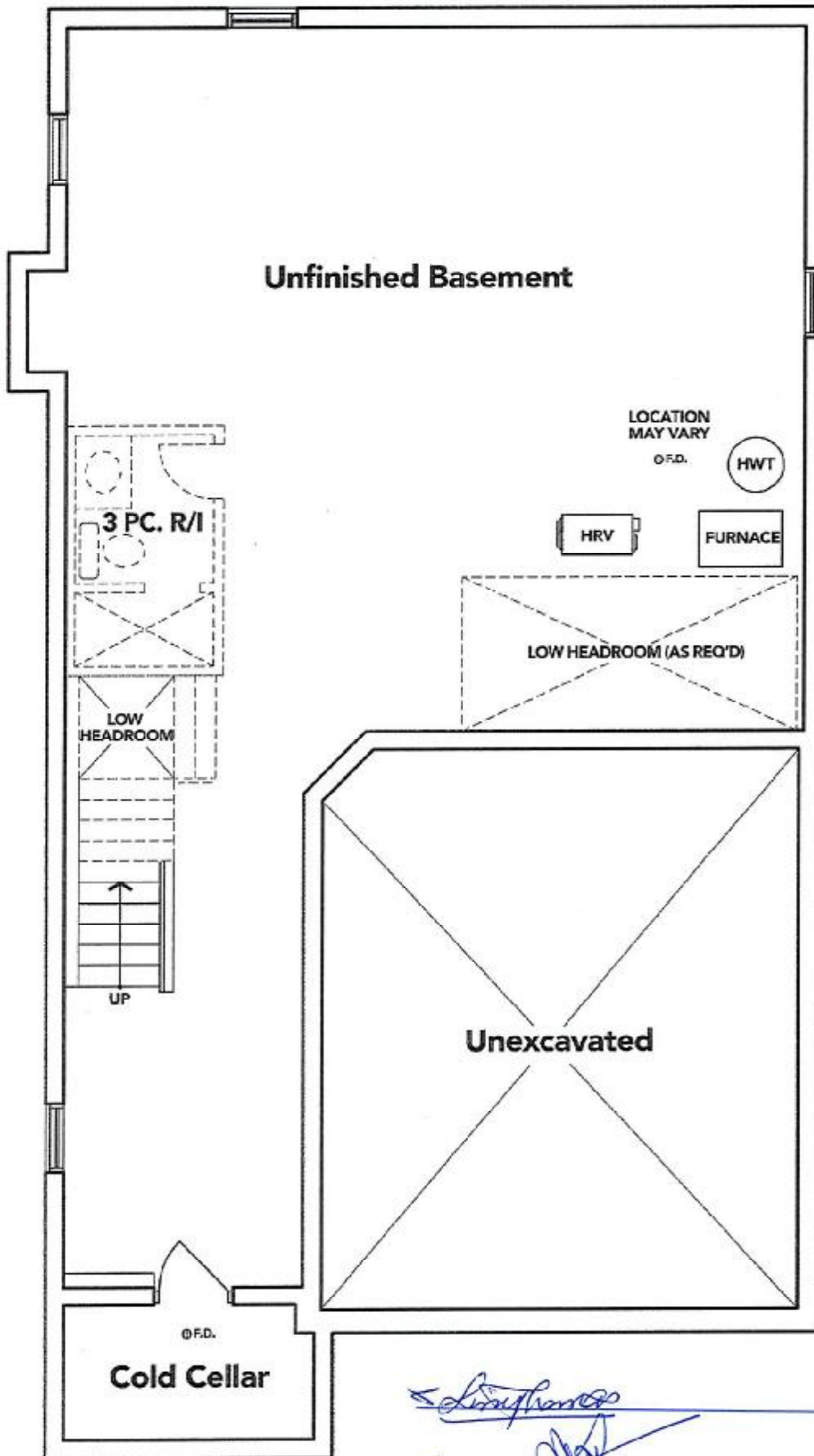
The floor plans and elevations shown are pre-construction plans and may be revised or improved as necessitated by architectural controls and the construction process. The measurements adhere to the rules and regulations of the TARION Warranty Corporation's official method for the calculation of floor area. Materials, specifications and floor plans are subject to change without notice. All house renderings are artist's concept only. Actual usable floor space may vary from the stated floor area. All options shown are upgrades. E. & O. E.



SCHEDULE "B-1"
Floor Plan

Lot 106
Phase 5B
Model: James (3601) Elev B 4 Bed - 2+1 Bath
Standard

LOT 106
THAMES PH. 5B
SKETCH # 3



BASEMENT EL. B


The floor plans and elevations shown are pre-construction plans and may be revised or improved as necessitated by architectural controls and the construction process. The measurements adhere to the rules and regulations of the TARIION Warranty Corporation's official method for the calculation of floor area. Materials, specifications and floor plans are subject to change without notice. All house renderings are artist's concept only. Actual usable floor space may vary from the stated floor area. All options shown are upgrades. E. & O. E.

5B-106

LOT 106 THAMES PH. 5B
RE: UPG. 30" CHIMNEY HOOD FAN

Specifications

Air Flow Volume: 650 CFM
Electrical Connection: 120V/60Hz
Power Consumption: 240 Watts
Current: 2.0 Amps
Fan Speed: 1599 RPM
Finishes: Stainless Steel
Duct: 6" Round
Knock-out: 6" Round - Top Only
Dimensions: Width: 30"/36"
Height: 44 1/2"
Depth: 19 3/4"
Noise Level: Min. 2 Sones
Max. 7 Sones



SCB722 - Baffle Filter



Ordering Model Chart

Model	Colour	Knock-out	Duct	Size	Filter	CFM
SCB72230	Stainless Steel	6"	6" Round	30"	Baffle	650
SCB72236	Stainless Steel	6"	6" Round	36"	Baffle	650

Notes

< *Lynch*

< *Abel*

Cyclone[®]
Breathe Better