

ME21M706BAS/G

Samsung Over-the-Range Microwave

2.1 cu. ft. Capacity

SAMSUNG

LOT 5-66, Innisfil

O.A., O.A.



Signature Features

Precise Glass-Touch Controls

- Glass touch provides precise controls with a seamless, integrated design.

Sensor Cook

- Automatically adjusts cooking time for optimal results.

Fingerprint Resistant

- Special coated exterior ensures your microwave remains spotless even with daily use.

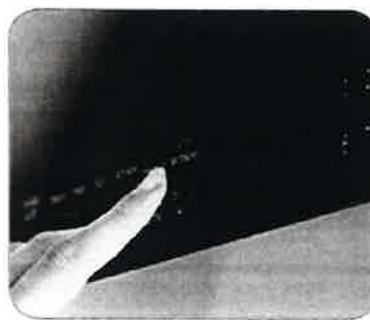
Available Colors



Fingerprint Resistant
Stainless Steel (shown)



Fingerprint Resistant
Black Stainless Steel



Precise Glass-Touch Controls



Sensor Cook

Features

- Extra-Large 2.1 cu. ft. Capacity
- 1000 Watts of Cooking Power
- 400 CFM Ventilation System
- Ceramic Enamel Interior
- Recessed Handle
- LED Cooktop Lighting
- Simple Clean Filter
- Charcoal/Grease Vent Filter
- 10 Power Levels
- Two-Stage Programmable Cooking
- Smart & 1- Pound Defrost
- Auto Cook
- Chrome Rack
- LED Display

Convenience

- Kitchen Timer
- Clock (12 hr/24 hr) with Daylight Saving Time Adjustment
- Child Safety Lock
- Reminder End Signal
- Cooktop Lighting (LED): High/Low/Off
- Vent Fan Control: On/Off/Delay Off
- Sound On/Off
- Eco Mode (Reduces Standby Power)

ME21M706BAS/G

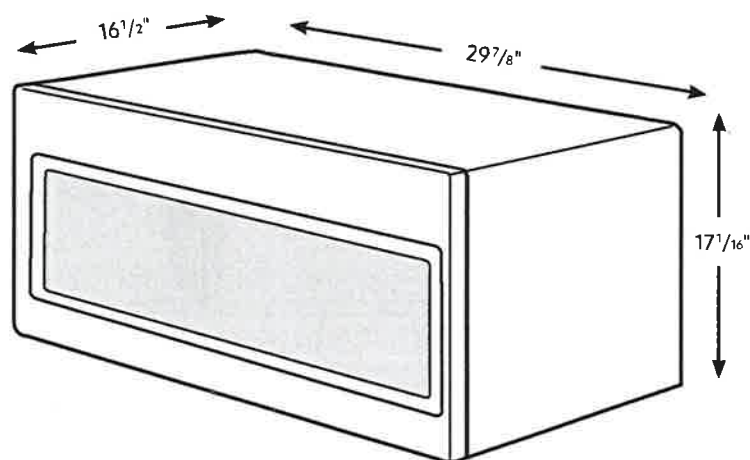
Samsung Over-the-Range Microwave

2.1 cu. ft. Capacity

SAMSUNG

LOT 5-66, Innisfil

Dimensions



Specifications

- Oven Cavity: 2.1 cu. ft.
- Power Output: 1000W
- Power Consumption: 1700W/14.5 A
- Power Source: 120V/60 Hz
- Control Method: Digital (Glass Touch)
- Display: LED (Ice Blue)
- Cooking Control: 10 Power Levels Including Defrost
- Cooking Timer: Digital, up to 99 Minutes, 99 Seconds
- Microwave Distribution System: Rotating Turntable + Stirrer
- Glass Turntable Diameter: 14 3/16"
- Chrome Rack (1)
- Vent Fan: 400 CFM
- Vent Fan Control: On/Off/Delay Off
- Cooktop Lighting: High/Low/Off
- Halogen Interior Light

Warranty

One (1) Year All Parts and Labor
Ten (10) Years on Magnetron

Installing Your Microwave

- This microwave oven is designed for adaptation to the following three types of ventilation:

- A. Outside Top Exhaust (Vertical Duct)
- B. Recirculating (Non-Vented Ductless)
- C. Outside Back Exhaust (Horizontal Duct)

- The space between the cabinets must be 30" wide and free of obstructions.
- This microwave oven is for installation over ranges up to 36" wide.
- The microwave must be level. Use a level to make sure the cabinet bottom is level. If the cabinets have a front overhang only, with no back or side frame, install the mounting plate down the same distance as the front overhang depth. This will keep the microwave level.



Product Dimensions & Weight (WxHxD)

Cavity Dimensions: 22 1/8" x 10 13/16" x 14 1/4"

Outside Net Dimensions: 29 7/8" x 17 1/16" x 16 1/2"

Weight: 59.1 lbs.

Shipping Dimensions & Weight (WxHxD)

Dimensions: 33 3/8" x 20 13/16" x 19 3/8"

Weight: 69.4 lbs.

Color

Fingerprint Resistant
Stainless Steel

Model

ME21M706BAS

UPC Code

887276226132

Fingerprint Resistant
Black Stainless Steel

ME21M706BAG

887276226125

FOR EASIER INSTALLATION AND PERSONAL SAFETY, WE RECOMMEND THAT TWO PEOPLE INSTALL THIS MICROWAVE OVEN. IMPORTANT: Do not grip or use handle during installation.

NOTE: If your cabinet is metal, use the nylon grommet around the power cord hole to prevent cutting of the cord.

NOTE: We recommend using filler blocks if the cabinet front hangs below the cabinet bottom shelf.

IMPORTANT: If filler blocks are not used, case damage may occur from over tightening screws.

NOTE: When mounting the microwave oven, thread power cord through hole in bottom of top cabinet. Do not pinch cord or lift oven by pulling cord.

Actual color may vary. Design, specifications, and color availability are subject to change without notice. Non-metric weights and measurements are approximate.

©2017 Samsung Electronics America, Inc. 85 Challenger Road, Ridgefield Park, NJ 07660. Tel: 800-SAMSUNG. samsung.com. Samsung is a registered trademark of Samsung Electronics Co., Ltd.

LOT 5-66, Innisfil


RF23A9771SG/AC

SAMSUNG

36" 4-Door Flex Counter-Depth Family Hub™ Refrigerator
with Beverage Center

www.samsung.com/ca

O.A., O.A.



Color Black Stainless

Top - 6 Door Pockets
Top - 4 Shelves
Top - 2 Vegetable & Fruit Drawers
Bottom Left - 2 Shelves
Bottom Left - 1 Box
Bottom Right - 1 Box
Bottom Right - 2 Shelves
Bottom Right - Convertible F -23 ~ -15 :: C -5, -1, 2, 4
Net Capacity for Freezer 8.8 cu.ft
Net Capacity for Fridge 13.7 cu.ft
Triple Cooling
Energy Star Certification
Dispenser with Water Filter
Recess Handle
Door Alarm
Interior LED Light
Shelf Material - Tempered Glass
WiFi Embedded
SmartThings App Support

Dimensions

Net Width (inch) 35.875

Net Depth without Door (inch) 24

Net Case Height with Hinge (inch) 71.875

Net Case Height without Hinge (inch) 70.75

Net Depth with Door Handle (inch) - 28.5

HEIGHT
(72 1/2 SPACE)
WIDTH 36"

Product dimension, cutout and installation specifications are provided for planning purposes only. Before installing any product, be sure to verify cutout dimensions and electrical/gas connections with the installation guide.

®Registered trademark/TM Trademark of Samsung Electronics Canada Inc. © Samsung Electronics Canada Inc. All Rights Reserved.
All other trademarks are owned by their respective companies.

Because Samsung Electronics Canada Inc. policy includes a continuous commitment to improve our products, we reserve the right to change materials and specifications without notice. We also reserve the right to discontinue our transition products without notice.

LOT 5-66, Inmifil

Installation

Step-by-step installation

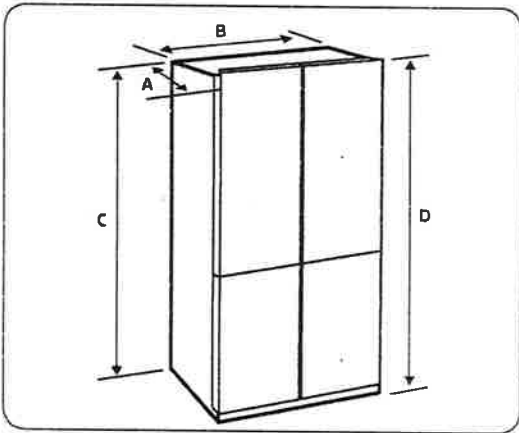
STEP 1 Select a site

The site must:

- Have a solid level surface without carpeting or flooring that may obstruct ventilation
- Be out of direct sunlight
- Have adequate room for opening and closing the door
- Be away from any heat source
- Provide room for maintenance and servicing
- Have a temperature range between 50 °F (10 °C) and 110 °F (43 °C)

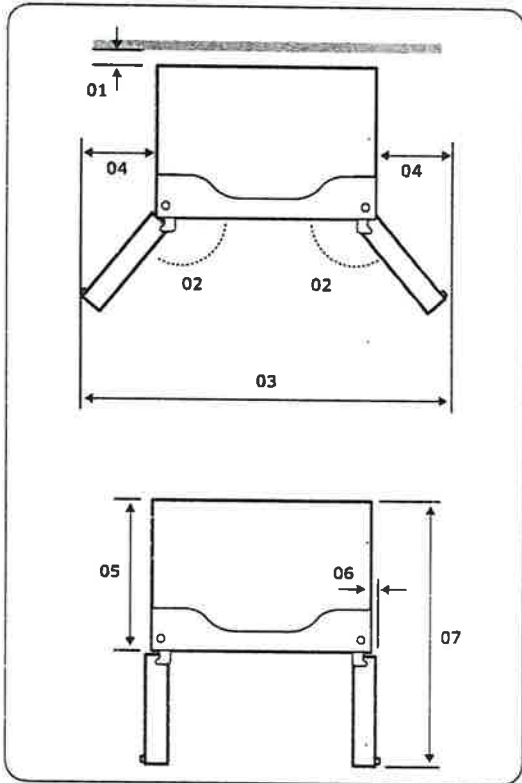
Clearance

See the pictures and table below and on the next page for installation space requirements.



Model	RF23A977***
Depth "A"	28 1/2" (723 mm)
Width "B"	35 7/8" (912 mm)
Height "C"	70 3/4" (1797 mm)
Overall Height "D"	71 7/8" (1825 mm)

LOT 5-66, Innisfil



Model		RF23A977***
01		2" (50 mm)
02		125°
03		58" (1472 mm)
04		11 1/8" (282 mm)
05		24" (610 mm)
06		1 7/8" (47 mm)
07		43" (1093 mm)

NOTE

The measurements of your refrigerator may differ from those listed above, depending on the measuring method.

Installation


LOT 5-66, Innisfil
NE63T8911SS/AC

SAMSUNG

6.3 cu. ft. Induction Range with Wi-Fi and Air Fry

www.samsung.com/ca

O.A., O.A.



Color Stainless Steel

Dimensions

Width	29-15/16"
Height	36" ~ 36-3/4"
Depth	28-11/16"

Self Clean - Steam Clean
Wi-Fi Connection
Bread Proof - Keep Warm
Favorite Cook
Clock - Timer - Delay Start
Child Safety Lock
Hidden Bake Element
Interior Light (Position) - 1 Incandescent 40W / Back
Light (Lamp) On/Off
Sound on/off
Setting (Clock System Option (12H/24H))
Sabbath Mode
Heating Element 1 - 7", 1800 / 2300 W - Left Front
Heating Element 2 - 7", 1800 / 2300 W - Left Rear
Heating Element 3 - 11", 2400 / 4200 W - Right Front (Virtual Flame)
Heating Element 4 - 6", 1200 / 2000 W - Right Rear
Booster - 4 EA
Hot Surface Indicator
True Convection
Bake (Single) - 175°F (80°C) - 550°F (285°C)
Variable Broil (Low-High) (Single)
Convection Bake (Single) - 175°F (80°C) - 550°F (285°C)
Convection Roast (Single) - 175°F (80°C) - 550°F (285°C)
Bake Element - 3000 W
Broil Element - 4200 W
Convection Heater Element - 800 W
Storage Drawer
7 Rack Positions
Air Fry Tray - 2 Wire Rack
Meat Probe
SmartThings App Support

Product dimension, cutout and installation specifications are provided for planning purposes only. Before installing any product, be sure to verify cutout dimensions and electrical/gas connections with the installation guide.

®Registered trademark/TM Trademark of Samsung Electronics Canada Inc. © Samsung Electronics Canada Inc. All Rights Reserved.
All other trademarks are owned by their respective companies.

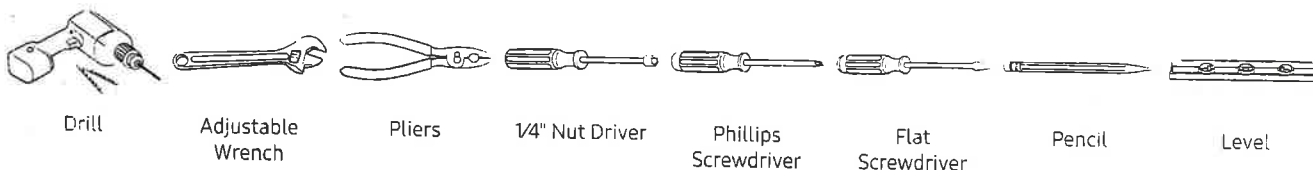
Because Samsung Electronics Canada Inc. policy includes a continuous commitment to improve our products, we reserve the right to change materials and specifications without notice. We also reserve the right to discontinue or transition products without notice.

Preparing to install the range

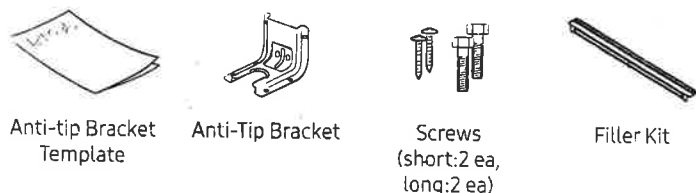
Lot 5 66, Innisfil

Prepare tools & Parts


The tools you will need



What's included with your range



Additional materials you may need



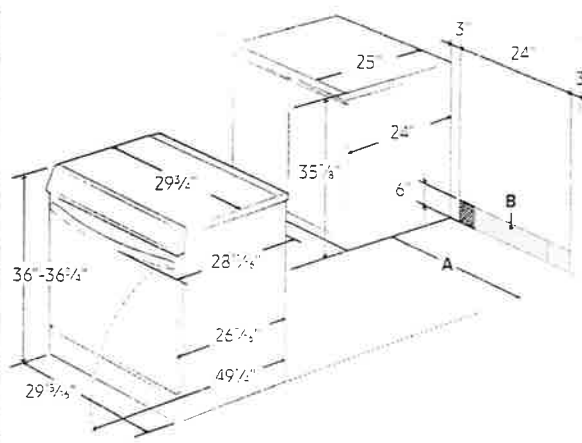
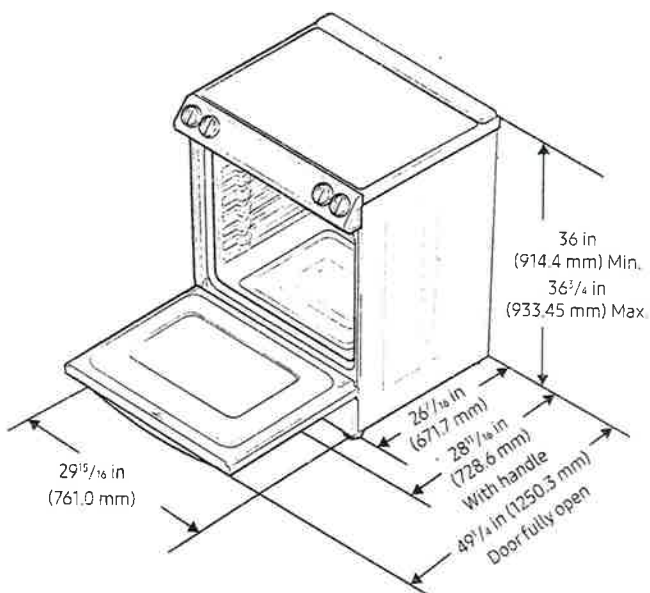
Checking the installation site

Clearances and dimensions

To install the range, refer to the following figure.

⚠ CAUTION

This range has been designed to comply with the maximum allowable wood cabinet temperatures of 194 °F. Make sure the wall covering, countertops, and cabinets around the range can withstand the heat (up to 194 °F) generated by the range. If not, discoloration, delamination, or melting may occur.



- A. Cabinet opening min 30" (76.2 cm)
B. Acceptable electrical outlet area

IMPORTANT: If your cabinets are over 36 3/4" high, you must install this range on a hard, heat resistant support that raises the surface of the range so that it is about even with the countertop.

⚠ CAUTION

You must use the rear filler kit to install the range in a freestanding cutout cabinet. For more information, see "Optional rear filler kit" as shown below.

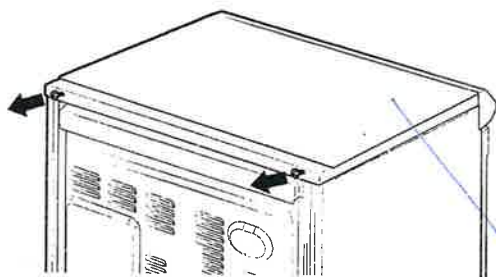
📖 NOTE

If you install the product in a kitchen island, you must maintain minimum 2 1/2" from cutout to back edge of the countertop and minimum 3" from cutout to side edges of the countertop.

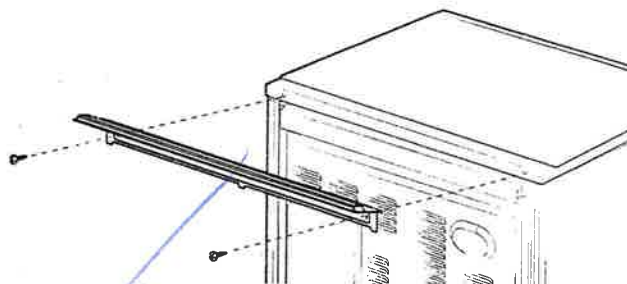
Optional rear filler kit

Used to fill gap between the range back and wall. Adds a filler strip to the rear of the range. This kit can only be used when the opening in the countertop is 25" deep.

Lot 5-66, Innisfil



1. Unscrew the screws affixing the vent cover.

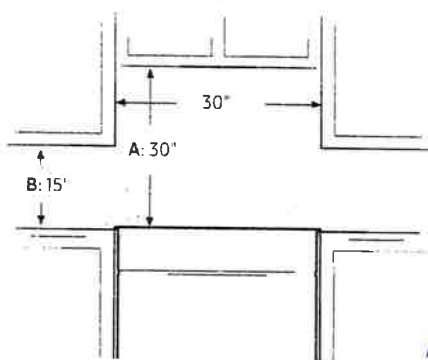


2. Assemble the filler strip to the back of the range using the removed screws.

NOTE

If the countertop depth is greater than 25", there will be a gap between the filler kit and the back wall.

Minimum dimensions



IMPORTANT: To eliminate the risk of burns or fire caused by reaching over heated surface units, avoid having cabinet storage space located above the surface units. If you have cabinet storage space over the heating elements, you can reduce the risk by installing a range hood that projects horizontally a minimum of 5 inches beyond the bottom of the cabinets.

A. A minimum of 30" is required between the top of the cooking surface and the bottom of an unprotected wood or metal cabinet; a minimum of 24" is required if the bottom of the wood or metal cabinet is protected by not less than 1/4" of flame retardant millboard covered with not less than no.28 MSG of sheet steel, 0.015" of stainless steel, 0.024" of aluminum, or 0.020" of copper.

B. A minimum of 15" is required between the countertop and the adjacent cabinet bottom.

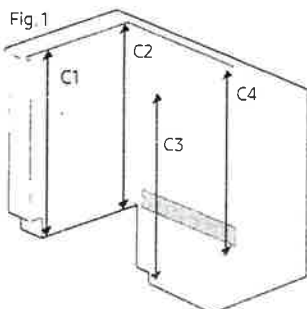
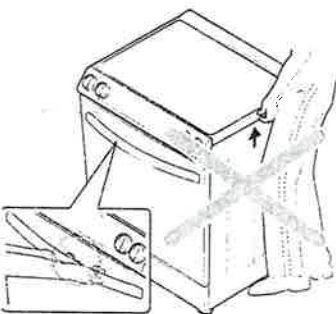
CAUTION

Vapors may come out from the vent. It is normal, but be careful as it may be hot. Depending on the material of your wall, hot vapors may leave stains on it.

To avoid breakage

CAUTION

Do NOT lift or handle the unit by the cooktop glass or door handle.



1. The counter top around the cut-out should be flat and leveled.
2. Before installing the unit, measure the heights of the two cabinet sides (C1-C4), front and back (See Fig. 1) from the floor to the top of the counter.
3. Level the range using the four leveling legs so that the height from the floor to the underside of the cooktop glass frame is greater than the tallest cabinet measurement by at least 1/4".
4. Slide the unit into the cabinet (DO NOT PUSH THE UNIT HARD). Make sure the center of the unit aligns with the center of the cabinet cut-out.


DW80R9950US

LOT 5-66, Innstil

SAMSUNG

Samsung AquaBlast™ 39 dBA Dishwasher

O.A, O.A



Signature Features

AquaBlast™ System

- AquaBlast™ jets provide corner-to-corner coverage for superb cleaning.

Flexible 3rd Rack

- The flexible 3rd rack provides extra space to load silverware. Use the adjustable section for oversized utensils.

Gliding Rail

- Enjoy effortless loading and unloading with this Samsung dishwasher. The rack is designed with a soft rail feature that glides in and out for greater comfort and less shaking. Whether under the strain of heavy pots and pans or cradling a delicate load of stemware, the rack pulls out smoothly.


Available Colours




Fingerprint Resistant
Stainless Steel (shown)



Fingerprint Resistant
Black Stainless Steel



AquaBlast™ System



Flexible 3rd Rack

Features

- AquaBlast™ System
- Flexible 3rd Rack
- Gliding Rail
- Fingerprint Resistant Stainless Finish
- Zone Booster™
- Touch Control
- Quiet Operation: 39 dBA
- Wi-Fi Connectivity
- 7 Wash Cycles
- 8 Options
- Half-Load Cycle
- Express Cycle: 60 Minutes
- One-Touch Adjustable Racking System
- Full Stainless Steel Interior
- 15 Place Settings
- 3 Spray Wash Arms (Upper, Middle, Lower)
- AutoRelease™ Door

Convenience

- LED Time Display
- Control Lock
- Delay Start
- Digital Leak Sensor

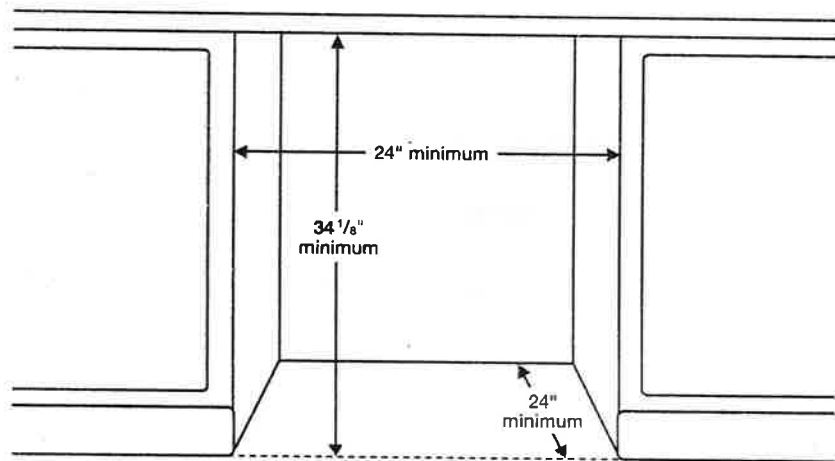
Rating

ENERGY STAR®-rated;
239 kWh/yr

SAMSUNG

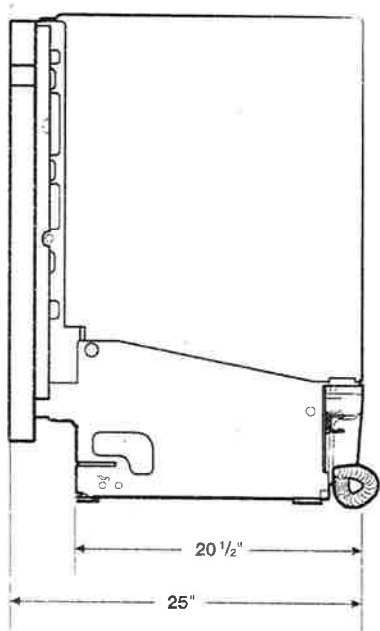
Samsung AquaBlast™ 39 dBA Dishwasher

Installation Specifications

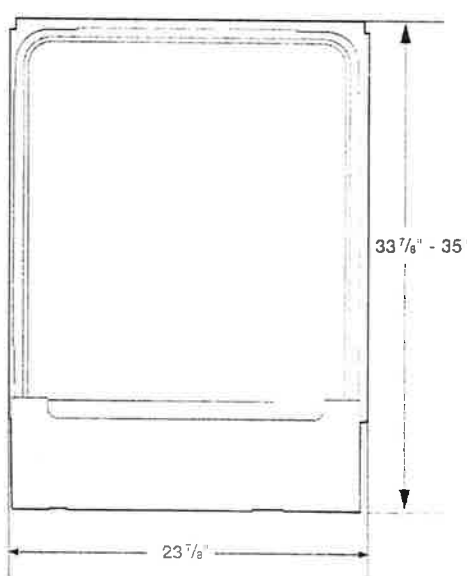


Dimensions

Side View



Rear View



Features

- 7 Wash Cycles: Auto, Normal, Heavy, Delicate, Express 60, Rinse Only, Self Clean
- 8 Options: Half-Load Wash (Lower Rack), Zone Booster™ (Left), Speed Booster, Hi-Temp Wash, Sanitize (Anti-bacterial – NSF), Delay Start, Control Lock, Smart Control (Wi-Fi App)
- AutoRelease™ Door
- Hidden Heat Element
- Stainless Steel Interior Tub

Convenience

- Control Lock
- Digital Water Leakage Sensor
- Flexible Third Rack
- One-Touch Adjustable Racking System
- Silverware Basket
- Upper Rack: Foldable Cup Shelves,
2 Adjustable Tines
- Lower Rack: Fold-Down Tines

Warranty

One (1) Year All Parts and Labour

Five (5) Year Limited on Printed Circuit Board
and Interior Nylon Racks

Five (5) Year Warranty on Linear Motion Parts

Lifetime on Stainless Steel Tub

Product Dimensions & Weight (WxHxD)

Dimensions (height is adjustable):

23 $\frac{7}{8}$ " x 33 $\frac{7}{8}$ " - 35" x 25"

Weight: 95 lbs

Shipping Dimensions & Weight (WxHxD)

Dimensions:

26" x 34³/₄" x 29³/₄"

Weight: 101 lbs

Colour

Model #

UPC Code

Fingerprint Resistant
Stainless Steel

DW80R9950US 887276296654

Fingerprint Resistant
Black Stainless Steel!

DW80R9950UG 887276296630

Assets

Access: DM80-995015 issues: 1 - 10, 100 - 1000 -

[illegible]

DW80R9950LG

[illegible]

1. *Explain the importance of the following factors in the development of a country's economy:*
 (a) *Human resources*
 (b) *Capital resources*
 (c) *Technology*
 (d) *Government policy*
 (e) *Infrastructure*
 (f) *Trade and international relations*
 (g) *Education and health*
 (h) *Environment and natural resources*
 (i) *Political stability*
 (j) *Legal system*
 (k) *Religion and culture*
 (l) *Geography and climate*
 (m) *Demography*
 (n) *History*
 (o) *Language*
 (p) *Religion*
 (q) *Culture*
 (r) *Traditions*
 (s) *Customs*
 (t) *Values*
 (u) *Beliefs*
 (v) *Attitudes*
 (w) *Behaviors*
 (x) *Skills*
 (y) *Knowledge*
 (z) *Wise*

WF45R6300AV


LOT 5-66, Install

SAMSUNG

O'A, O'A

Samsung Smart Front Load Washer with Super Speed

5.2 Cu. ft. Capacity



Signature Features

Super Speed

- Uses advanced cleaning technologies to wash a full load of laundry in just 30 minutes¹, without sacrificing cleaning performance.

Bixby Enabled

- Wi-Fi connected so you can remotely start or stop your cycle, schedule laundry on your time, receive end of cycle alerts, and more right from your smartphone.²


Steam


- Powerful stain removal without pretreatment, while still gentle on your clothing.

Available Colors



Fingerprint Resistant
Black Stainless Steel (shown)




Bixby Enabled 



Steam

Features

- Bixby Enabled 
- Super Speed
- Steam
- VRT Plus™ Technology
- Swirl+ Drum Design
- Self Clean+
- Closet-Depth Fit³
- Stackability
- Internal Water Heater
- 1200 RPM Maximum Spin Speed
- Direct Drive Motor
- 12 Preset Washing Cycles
- 9 Additional Washing Options

- 5 Temperature Levels
- Crystal Blue Door
- LED Display: Ice Blue
- 24-Hour Delay End

Convenience

- Child Lock
- Delay End
- Dispenser Trays: Main Wash, Softener, Bleach

Rating



ENERGY STAR[®]-rated
CEE Tier 2
IMEF = 2.92
IWF = 2.9

¹Based on using Super Speed on a normal cycle with an 8lb load.

²The Samsung SmartThings application is required and is available on Android and iOS devices. A Wi-Fi connection is required. User will be responsible for any consequence(s) that may result, including but not limited to any damage or harm caused by incorrect information or product usage.

³Designed to fit a 40" installation depth.

WF45R6300AV

LOT 5-66, Innisfil

SAMSUNG

Samsung Smart Front Load Washer with Super Speed

5.2 Cu. ft. Capacity

Installation Specifications

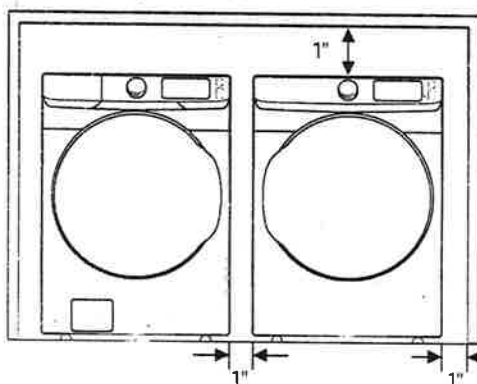
If the washer and dryer are installed together or the dryer alone, the closet front must have two unobstructed air openings for a combined minimum total area of 72-inch² (see stacked build below). Your washer alone does not require a specific air opening.

*Required spacing (External exhaust elbow may require additional space)

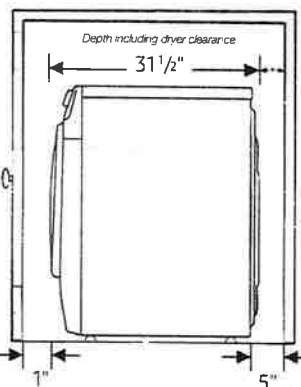
1. Alcove or closet installation

Minimum Clearance for Closet and Alcove Installations:

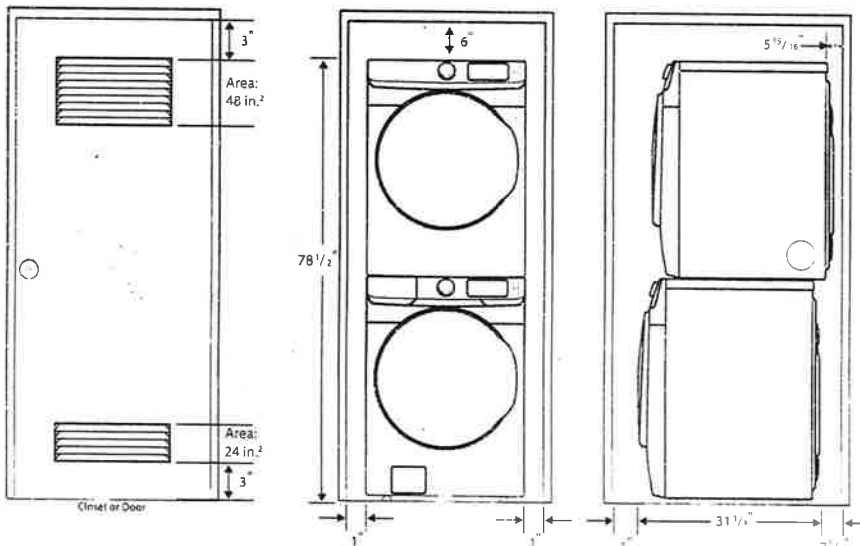
Recessed Area



Side View Confined

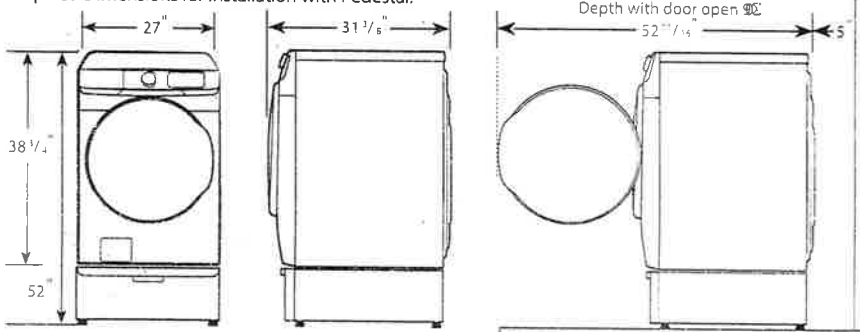


2. With stacked washer and dryer



Dimensions

Required Dimensions for Installation with Pedestal:



12 Preset Washing Cycles:

Normal, Heavy Duty, Bedding, Quick Wash, Permanent Press, Delicates, Whites, Sanitize, Activewear, Rinse and Spin, Self Clean+, Downloaded

9 Additional Washing Options:

Presoak, Steam, Delay End, Smart Control, Super Speed, Alarm Off, Child Lock, Smart Care, Spin Only

5 Temperature Levels:

Hot, Warmer, Warm, Cool, Cold

5 Spin Speeds:

High, Medium High, Medium, Low, No Spin

5 Soil Levels:

Heavy, Medium Heavy, Normal, Medium Low, Light

Dispenser Trays:

Main Wash, Softener, Bleach

Warranty

One (1) Year Parts and Labor

Ten (10) Years Direct Drive Motor (Part Only)

Product Dimensions & Weight (WxHxD)

Dimensions: 27" x 38 3/4" x 31 3/8"

Weight: 201 lbs

Shipping Dimensions & Weight (WxHxD)

Dimensions: 29 3/8" x 42 3/8" x 34 1/8"

Weight: 205 lbs

Color

Fingerprint Resistant
Black Stainless Steel

Model

WF45R6300AV

UPC Code

887276299488

Matching Dryer (Electric)

Fingerprint Resistant
Black Stainless Steel

DVE45R6300V

887276379876

Pedestal

Fingerprint Resistant
Black Stainless Steel

WE402NV

887276310145

Accessories

Stacking Kit

SKK-8K


887276344034

DVE45R6300V Lot 5-66, Innisfil SAMSUNG

Samsung Smart Front Load Electric Dryer with Steam Sanitize+

7.5 cu. ft. Capacity DOE

O'A, O'A



Signature Features

Bixby Enabled

- AI-powered laundry care helps you choose the best cycle option and notifies you on your smartphone¹ when the cycle is complete.


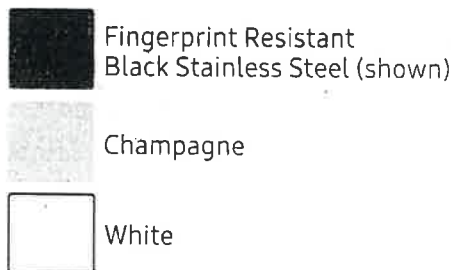
Steam Sanitize+


- The Steam Sanitize+ cycle removes 99.9% of germs and bacteria, over 95% of pollen, and kills 100% of dust mites². Multi-Steam Technology steams away wrinkles, odors, and static.


Sensor Dry

- Automatically optimizes the time and temperature of your drying cycle to protect your clothes from heat damage, while avoiding excess energy use.

Available Colors




Bixby Enabled 



Steam Sanitize+

Features

- Bixby Enabled 
- Steam Sanitize+
- Sensor Dry
- Vent Sensor
- Interior Drum Light
- 12 Preset Drying Cycles
- 10 Additional Drying Options
- 5 Temperature Levels
- 4-Way Venting
- Dual Heaters
- Reversible Crystal Blue Door
- LED Display: Ice Blue

Convenience

- Child Lock
- Lint Filter Indicator



ADA Compliant³

Rating



ENERGY STAR[®]-rated
607 kWh/yr

¹The Samsung SmartThings application is required and available on Android and iOS devices. Samsung is not responsible for any consequences that may result, including but not limited to any damage or harm caused by the use of the application. The drying cycle is only based on time and may not be appropriate based on the type of fabric or material.

²Based on internal testing and independently verified by Intertek. Individual results may vary.

³ADA Compliant when using a Samsung 27" wide riser (WF272NV or WF272NW).

DVE45R6300V

Lot 5-66. Innisfil

SAMSUNG

Samsung Smart Front Load Electric Dryer with Steam Sanitize+

7.5 cu. ft. Capacity DOE

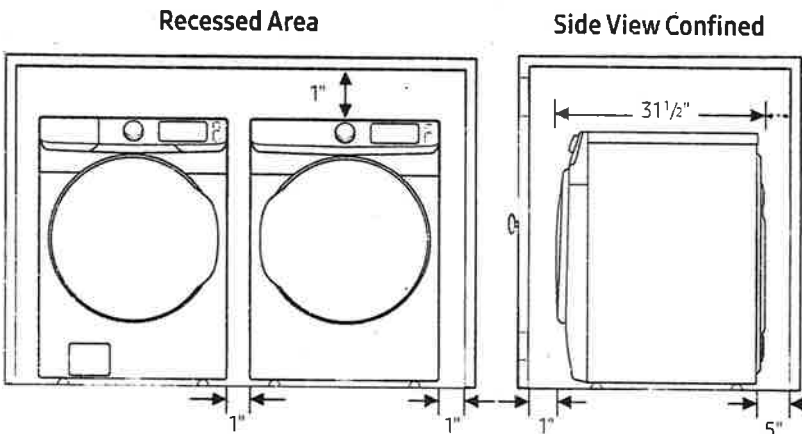
Installation Specifications

If the washer and dryer are installed together or the dryer alone, the closet front must have two unobstructed air openings for a combined minimum total area of 72-inch² (see stacked build below). Your washer alone does not require a specific air opening.

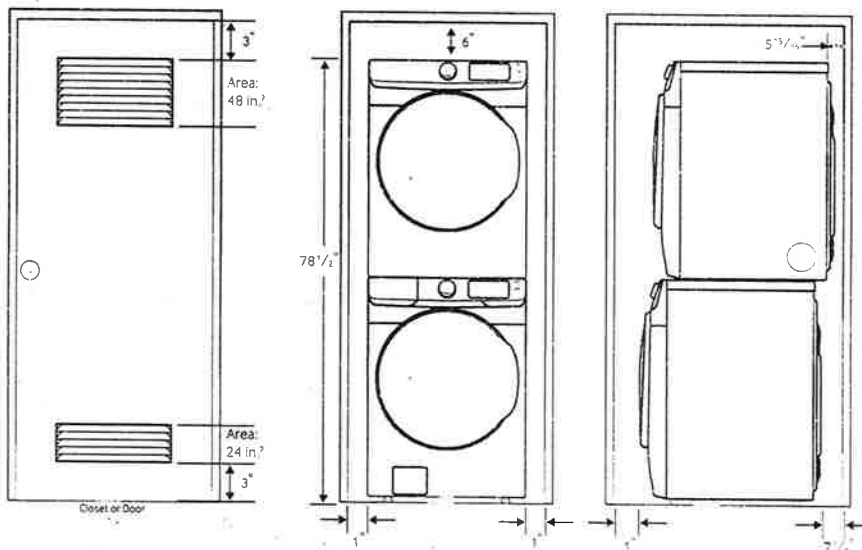
*Required spacing (External exhaust elbow may require additional space.)

1. Alcove or closet installation

Minimum Clearance for Closet and Alcove Installations:

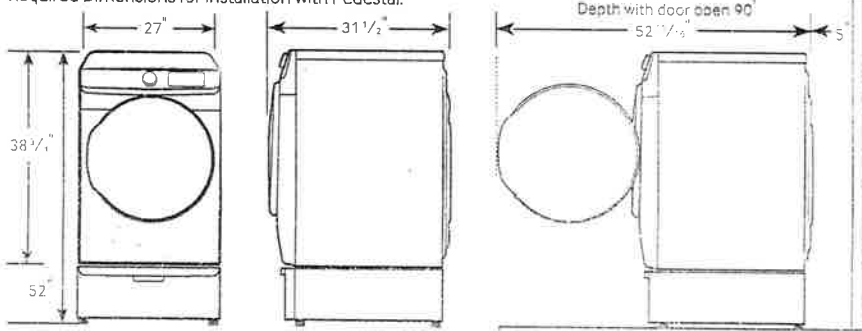


2. With stacked washer and dryer



Dimensions

Required Dimensions for Installation with Pedestal:



4-Way Venting

12 Preset Drying Cycles:

Refresh, Steam Sanitize+, Normal, Heavy Duty, Permanent Press, Active Wear, Bedding, Delicates, Time Dry, Air Fluff, Quick Dry, Downloaded

10 Additional Drying Options:

Damp Alert, Wrinkle Prevent, Smart Control, Adjust Time (Up), Adjust Time (Down), Eco Dry, Drum Light, Child Lock, Smart Care, Alarm Off

5 Temperature Levels:

High, Medium High, Medium, Medium Low, Low

5 Dry Levels:

More Dry, Normal-More Dry, Normal Dry, Normal-Less Dry, Less Dry

Warranty

One (1) Year Parts and Labor

Product Dimensions & Weight (WxHxD)

Dimensions: 27" x 38 3/4" x 31 1/2"

Weight: 123 lbs

Shipping Dimensions & Weight (WxHxD)

Dimensions: 29 3/8" x 42 7/8" x 33 1/2"

Weight: 130 lbs

Electric	Model #	UPC Code
Fingerprint Resistant Black Stainless Steel	DVE45R6300V	887276300467
Champagne	DVE45R6300C	887276331638
White	DVE45R6300W	887276300474

Gas	Model #	UPC Code
Fingerprint Resistant Black Stainless Steel	DVG45R6300V	887276300504
Champagne	DVG45R6300C	887276331645
White	DVG45R6300W	887276300511

Matching Washer

Fingerprint Resistant Black Stainless Steel	WF45R6300AV	887276299488
Champagne	WF45R6300AC	887276331461
White	WF45R6300AW	887276299495

Pedestal

Fingerprint Resistant Black Stainless Steel	WE402NV	887276310148
Champagne	WE402NC	887276310121
White	WE402NW	887276310138

Accessories

Stacking Kit	SKK-T4	887276310148
--------------	--------	--------------

Actual color may vary. Design, specifications, and color availability are subject to change without notice. Non-metric weights and measurements are approximate.

©2019 Samsung Electronics America, Inc. 85 Challenger Road, Ridgefield Park, NJ 07660. Tel: 800-SAMSUNG (samsung.com). Samsung is a registered trademark of Samsung Electronics Co., Ltd. All rights reserved.