

Dinesh Satrohan

[Dinesh Satrohan \(Jun 15, 2022 13:28 EDT\)](#)

[Appliances / Kitchen \(/pages/kitchen-appliances\)](#) / [Cooking \(/collections/appliances-cooking\)](#)
/ [Cooktops \(/collections/appliances-kitchen-cooktops\)](#)

Vanita Meera Satrohan

[Vanita Meera Satrohan \(Jun 14, 2022 13:58 EDT\)](#)

LG 30" Electric Cooktop – LCE3010SB

DS
DS

VS
VS



Write the First Review

(WRAPPER_URL&pr_merchant_id=41085206&pr_merchant_group_id=1271124870&pr_page_id=LCE3010B

SKU: LCE3010B

VSN: LCE3010SB

PRINT PAGE (/PRODUCTS/LG-30-ELECTRIC-COOKTOP-LCE3010SB?VIEW=PRINT)

Sale



(//cdn-15691300268/files/1/2660/5202/products/qobelbcausomaua1glj7_1400x.jpg?



\$ 1,249.95



\$52.08 / month + taxes/fees
No Interest Payments ⓘ

Save the Tax (3X the GST in Alberta) when you buy 3 or more Select Major Kitchen Appliances of the same brand (/collections/appliances-kitchen-major-appliances-promo)

Promotion Details ⓘ

Estimated Delivery to L4L8N6 ready after Wed, Jul 6, 2022
 Estimated Pickup ready after Sat, Jul 9, 2022

Want to learn more about this product in person?
Book a safe and personal in-store appointment



Get it installed for as low as \$ 169.00

1



Add to Cart

Special Order

This product is being ordered especially for you and therefore is not eligible for refund or reselection once the product has been ordered. Receiving dates are estimates only.

As Special Order items must be accepted within 7 days of arrival, we will contact you as soon as possible once received.



(mailto:https://www.homedepot.ca/subject?text=LG

Brick electric 30"
1 LG cooktop Electric
30%22ce3010sb&
Electric
Cooktop LCE3010SB&
30-
LCE3010SB&bothe-LG
30%22 cooktop-
Electric Ice3010sb&v
Cooktop

LCE3010SB%0D%0ASKI
LCE3010B%0D%0AVSN:
LCE3010SB%0D%0Ahtt

30-
electric-
cooktop-
Ice3010sb)

Protect Your New Appliances

Leave your worries at the door with our Signature Plus Warranty.

Learn More >



Product Details

Warranty

Related Items

Reviews

Product Description

Cook large meals with ease on this electric cooktop by LG. Five burners offer more than enough space to boil pasta, simmer sauce and sauté veggies all at the same time.

LOT 5-15, PH5, APPLIANCE SPECS

SmoothTouch™ controls make it easy to manage the heat on all five burners at once – plus, they are incredibly easy to clean since you don't have to navigate around knobs. And for when you're looking for a bit of flexibility, the dual burner easily accommodates both small and large pans.

Dimensions

Width: 30.84" (78.3 cm) Height: 4.00" (10.2 cm) Depth: 21.45" (54.5 cm)

Shipping Dimensions

Width: 34.00" (86.4 cm) Height: 8.00" (20.3 cm) Depth: 24.00" (61.0 cm)

Weight

45.00 lbs (20.4 kg)

DS
DS

VS
VS



Related Reading



The
Positive
Impact
Getting
a New
Fridge
Will
Have on
Your
Family
READ
MORE ➤

(/blogs/inspiration/the-positive-impact-getting-a-new-fridge-will-have-on-your-family)



Small
Appliances,
Big
Difference:
The Best
Small
Kitchen
Appliances
You Need
Right Now

READ MORE
>

(/blogs/inspiration/small-appliances-big-difference-the-best-small-kitchen-appliances-you-need-right-now)



10 Must-Dos Before
Buying New Home
Appliances
READ MORE >

(/blogs/inspiration/10-must-dos-before-buying-new-home-appliances)

Key Features:

- SmoothTouch Controls
- Five Burners
- Dual Burner



DS
DS

VS
VS



30" Electric Cooktop

LCE3010SB

Stylishly Convenient

SmoothTouch™ controls

5 High Performance Sealed Burners

OVERVIEW

SPECIFICATIONS

Style & Design



DS
DS

VS
VS

Style ar

LG's premium 3

Smooth to the Touch

Easy to use with just a touch. At a quick glance of the centralized electronic controls users ca
clean.

DS
DS

VS
VS

More Cooking Options

With 5 sealed burners and 3 continuous heavy-duty cast iron grates, users have endless cool pots, and even griddles.

DOWNLOAD SPEC SHEET (//MEDIA.FLIXCAR.COM/F360CDN/LG_ELECTRONICS-60383886-LCE3010SB20FR.PDF)

CLOSE

BRAND

LG STUDIO	No
LG Brand	Yes

HEATING

Electric	Yes
Gas	No

SIZE



Size	30"
------	-----

GENERAL

Type	Electric
Cooking Surface	Radiant Glass Surface
Size	30"
Number of Elements	5



CONFIGURATION

Front Left	6" (1200W)
Front Right	9"/6" (3000W/1400W)
Rear Left	8" (1900W)
Rear Right	6" (100W - Warming Zone)
Centre	7" (1500W)

CONTROLS

Type	Electronic Touch
Location	Front Centre
Safety/In-Use Indication	5 Hot Surface Indicator Lights

FEATURES

			
Hot Surface Indicator	Yes		
Warm Function	Yes		
Child Lock	Yes		
Auto Shut Off	Yes		
Under Bench Oven	Yes		
Control Panel	SmoothTouch™		
Power Control	Steady Heat		
Elements	Ceramic Glass		
Frame	Black/Normal Edge		

POWER SOURCE

Electric Supply	240V/208V, 60Hz AC
Max. Amp Load	240V 40 Amp 208V 30 Amp
Power Cable Location	Right Rear
Total Connected Load	7.7kW @ 240V 5.8kW @ 208V
Power Source	Electric

DIMENSIONS

Width	30 27/32"
Height	4"

Depth	21 15/32"
-------	-----------

DS
DS

VS
VS

COUNTERTOP CUTOUP DIMENSIONS

Width	29 3/8"
Depth	20 1/4"

UPC CODES

LCE3010SB	048231317115
-----------	--------------



LG 30" Electric Cooktop – LCE3010SB
\$1,249.95

Recently Viewed Items

Add to Cart



LG 30" Microwave Trim Kit - MK2030NBD (/products/lg-30-



LG 30" Electric Cooktop – LCE3010SB (/products/lg-30-electric-cooktop-



LG 2.0 Cu. Ft. NeoChef Countertop



LG WashTower™ with 5.2 Cu. Ft. Washer

LG 2.0 Cu. Ft. Neochrome Countertop
Microwave with Smart Inverter and

LG WashTower™ with 5.2 Cu. Ft. Washer
and 7.4 Cu. Ft. Dryer - WKEX200HBA

LOT 5-15, PH5, APPLIANCE SPECS

DS
DS

VS
VS

LG 30" Electric Cooktop – LCE3010SB
\$1,249.95

Add to Cart



DS
DS

VS
VS

LG 2.0 CU. FT. NEOCHEF COUNTERTOP MICROWAVE WITH SMART INVERTER AND EASYCLEAN – LMC2075BD

\$ 439.97

SKU: LMC2075D

VSN: LMC2075BD

Dimensions

Width: 23.88" (60.7 cm) Height: 13.6" (34.5 cm) Depth: 19.38" (49.2 cm)

The sleek and practical design of this large-capacity LG countertop microwave is sure to impress both novice and master chefs alike. Intuitive SmoothTouch™ glass controls operate at the touch of a finger, all while keeping the face of the unit clean and modern. Inside, LG's EasyClean® coating not only makes clean-up as simple as wiping down a counter, it's also anti-bacterial – you can rest assured your foods are safe from cross-contamination. Need to reheat a large or heavy dish? Instead of the traditional three-wheel ring, this turntable rests on a hexagonal platform so you don't need to worry about tipping.

Key Features:

- 1.5-Cubic-Foot Capacity
- Smart Inverter
- EasyClean Interior
- SmoothTouch Glass Touch and Keypad
- Sensor Cook



LG 30" MICROWAVE TRIM KIT - MK2030NBD

DS

VS

\$ 149.97

SKU: MK2030NB
VSN: MK2030NBD

Dimensions

Width: 29.81" (75.7 cm) Height: 19.20" (48.8 cm) Depth: .81" (0.0 cm)

Achieve a custom, built-in look for your compatible microwave with this LG trim kit. This finishing detail frames the appliance and covers gaps to truly elevate your kitchen appliances. In black stainless steel, the neutral tone matches existing decor to make any cooking space feel like a professional one. While able to accommodate most 25-inch microwaves, this model is a perfect fit for the LG NeoChef™ countertop microwave.

Unique Features

The Perfect Pairing:

This unit is compatible with the LG NeoChef countertop LMC2075 model.

Black Stainless Steel:

The elegant black stainless steel finish is a touch of sophistication for your home.

Installation Details

Sold Separately	Compatible Microwave
Compatible With	LMC2075



General Details

VSN	MK2030NBD
-----	-----------

Installation Details

Finish Colour	Black Stainless Steel
---------------	-----------------------

Additional Dimensions

Cutout Dimensions (WxHxD) (in.)	25.5 x 16.75 x 19.5	 <u>DS</u>	 <u>VS</u>
------------------------------------	---------------------	---	--



DS
DS

VS
VS

LG 4.7 CU. FT. SINGLE WALL OVEN – LWS3063BD

\$ 2,299.95

SKU: LWS3063D

VSN: LWS3063BD

Dimensions

Width: 29.75" (75.6 cm) Height: 29.31" (74.4 cm) Depth: 24.37" (61.9 cm)

Bake your famous cookies and mouth-watering roast dinners in this single wall oven from LG. Using baking convection technology, this oven can provide a low heat for bread proofing or crank up the temperature for a perfectly browned chicken. Inside, the brilliant blue finish makes it easy to see your dishes as they bake. Plus, use the EasyClean® self-clean system to remove grease and grime in 10 minutes.

Key Features:

- Black Stainless Steel
- EasyClean Self-Clean
- Brilliant Blue Interior



HOME (/) > Built-in series Pro (/ca/built-in-series-pro) > SU 909

DS
DS

VS
VS



(<https://www.siriuscappe.com/thumbs/fs/ImmaginiCANADA/Built-in Professional/SU909/SU90934web-1.jpg/d17bb4218a0c8f6cdb81fef5b495ee8c.jpg>)



(<https://www.siriuscappe.com/thumbs/fs/ImmaginiCANADA/Built-in Professional/SU909/SU90955web-1.jpg/67b68a04026363f9af3ebf66115f7350.jpg>)

SU 909

Code

- SU90934X
- SU90946X
- SU90955X

Motor:

Dual Motor Aluminium die-cast housing 1100 CFM
Pressure: 800 Pa
Noise level: 66 dBA/5.1 sones

Lighting:

2x4W Led spot for 34" and 46"
4x4W Led spot for 55"

Control Panel:

Chromed push button 4 Speeds + timer +light switch



Grease Filter:
Commercial style baffle filters
Air Outlet:
8" round
Discharge:
Vertical and horizontal

LOT 5-15,PH5, APPLIANCE SPECS

CUT OUT:
32"15/32 x 16"1/8 SU909 34" version
44" 23/32 x 16" 1/8 SU909 46" version
53" 3/4 x 16" 1/8 SU909 55" version

Proceeding with 34" version

DS
DS

VS
VS

ACCESSORIES
Charcoal filters:
KF7 (Order 2 pcs for SU909 34" version)
KF7 (Order 3 pcs for SU909 46"/55" version)
Cod. 60080477002

REQUEST INFORMATION

ENERGY LABEL

SU 909 back vented

Dimensions

Motoron board

DrawingDrawing (<https://www.siriuscapp>)

SU 909 top vented

Dimensions

Motoron board

DrawingDrawing (<https://www.siriuscapp>)

REQUEST INFORMATION

Fields marked with * are required

First Name

Last Name *

Email *

Phone

Country *



DS
DS

VS
VS

LG 28 CU. FT. 3-DOOR FRENCH-DOOR REFRIGERATOR – LFXS28968D

\$ 2,899.95

SKU: LFXS289D
VSN: LFXS28968D

Dimensions

Width: 35.75" (90.8 cm) Height: 69.75" (177.2 cm) Depth: 33.75" (85.7 cm)

With its sleek design, external ice and water dispenser and fingerprint-resistant coating, you can already tell this LG French-door refrigerator means business. The insides don't disappoint, either – with Fresh Air filtering and its multi-air flow system, this LG fridge keeps moisture, cold air and odours from crossing into other compartments. This keeps your veggies fresher longer and ensures each area is at the perfect temperature and humidity level. Plus, this efficient refrigerator is ENERGY STAR® certified so you can feel good about taking care of the environment (and your wallet).

Key Features:

- PrintProof Finish
- ThinQ App

- 28 Cubic Feet
- SpillProtector™ Tempered Glass Shelf
- Slim SpacePlus® Ice System
- Energy Star Qualified

PrintProof Finish

Now you can have all of the things you love about stainless steel, without the need for special cleaners or constant attention.

ThinQ App

Use the LG SmartThinQ® app to control key refrigerator features from anywhere.

28 Cubic Feet

With a cavernous 28 cubic feet of space, this LG French Door refrigerator gives you ample room for all of your family's favorite foods.

SpillProtector Tempered Glass Shelf

Tempered glass shelving is both durable and easy to clean, while the spill-proof lips on the edges keep accidental messes from spreading.

Slim SpacePlus Ice System

The Slim SpacePlus Ice System provides as much ice as traditional ice makers, but with a much smaller footprint to leave you more room in your freezer.

Energy Star Qualified

Certified as meeting or exceeding government energy consumption standards, this fridge will save you both electricity and money off your energy bill.

Full Features and Specifications

Capacity:

- Refrigerator: 18.6 Cu. Ft.
- Freezer: 9.3 Cu. Ft.
- Total: 27.9 Cu. Ft.

Features:

- Energy Consumption (kWh/Year): 726
- Energy Star Qualified: Yes

Water And Ice System:

- Ice & Water Dispenser: Yes
- Dispenser Type: Integrated
- Daily Ice Production (lb.): 3.5
- IcePlus™ Production (lb.): 3.8
- Ice Storage Capacity (lb.): 2.5 + 4.0
- Ice System: Slim SpacePlus
- Dispenser Light: Yes
- Water Filter: LT1000P

Cooling:

- Linear Compressor: Yes
- Smart Cooling System: Yes
- Multi-Air Flow Cooling: Yes
- Temperature Sensors: 6

- Fresh Air Filter: Yes
- Evaporator: Yes

Convenience:

- Display Type: Membrane / White LED
- Temperature Controls: Electronic/Digital
- Door Alarm: Yes
- Child Lock: Yes
- Auto Closing Door Hinge: Yes
- LoDecibel™ Quiet Operation : Yes

Refrigerator:

- No. of Shelves: 4 Split (3 Fixed + 1 Folding)
- Folding Shelf: 1
- Cantilevered Shelves: Hybrid Cantilevered
- Shelf Construction: SpillProtector Tempered Glass
- Crisper Bins: 2 Humidity Crispers
- Glide N' Serve® Drawer: Yes
- Refrigerator Light: Ceiling LED
- Number of Bins: 6 Total (2 Adjustable Gallon Sized)

Freezer:

- Door Type: Pull Drawer
- Drawers: 2-Tier Organization
- DuraBase™ Solid Drawer Base: Yes
- Drawer Divider: Yes
- Freezer Light: LED Lighting
- Freezer Handle: SmartPull™ Handle

Materials and Finishes:

- Contour Door: Yes
- Hidden Hinges: Yes
- Surface: Smooth
- Back: Flush & Metal Cover Over Mechanical Parts
- Handles: Matching Commercial Handles

Additional Dimensions:

- Depth with Handles: 36.25"
- Depth without Handles: 33.75"
- Depth (Total with Door Open): 48.25"
- Height to Top of Case: 68.375"
- Height to Top of Door Hinge: 69.75"
- Width: 35.75"
- Width (Door Open 90° with Handle): 44.25"
- Width (Door Open 90° without Handle): 39.25"
- Installation Clearance: Top 1", Back 2"
- Carton Dimensions (WxHxD): 38" x 73" x 39"



DS
DS

VS
VS

LG TOP CONTROL SMART DISHWASHER WITH QUADWASH™ - LDTS5552D

\$ 1,149.95

SKU: LDTS555D

VSN: LDTS5552D

Dimensions

Width: 23.75" (60.3 cm) Height: 33.6" (85.3 cm) Depth: 24.6" (62.5 cm)

Look to this LG dishwasher for sparkling dishes every time. QuadWash technology gets the job done right the first time – four wash arms rotate back and forth while they spin to power-spray dishes from multiple angles, while Dynamic Dry™ with TrueSteam® reduces water spots up to 60%. With a National Sanitation Foundation® certification, you can rest easy knowing your dishwasher is safely sanitizing your family’s cutlery, glassware and plates while reducing bacteria by 99.999%. A sleek black stainless steel finish and LED top controls that stay hidden when the door is closed provide a stylish look fit for any kitchen.

Unique Features

Unique Features

QuadWash:

LG’s exclusive technology features four multi-motion spray arms, instead of the usual two, to blast away grime from every angle.

EasyRack® Plus:

Easy to adjust on-the-fly, these racks can shift to accommodate any dishes you throw their way.

Dynamic Dry with TrueSteam:

Set the table straight from your dishwasher with this system that thoroughly dries dishware, penetrates food residue and reduces water spots.

Dual Zone Wash:

Delicate dishes in the upper rack receive a gentle clean while pots and pans in the lower rack are washed with stronger intensity for a worry free cycle.

Third Rack:

A slim top rack provides you with the space to fit everything from long flatware to spatulas, tongs, spoons and more.

PrintProof™ Finish:

The dishwasher keeps your dishes clean, but what keeps your dishwasher clean? This finish resists fingerprints and smudges and easily wipes down for a pristine look.

Smart Compatible:

Stay on top of things with the ThinQ app that notifies you when your dishes are clean, alerts you of possible maintenance issues and is compatible with Alexa or Google Assistant.

LoDecibel™ Operation:

Don’t worry about interrupting post-dinner-party conversations – the 46 decibel cycle is whisper-quiet, so you can run the dishwasher day or night.

General Details

VSN	LDTS5552D
UPC/GTIN	48231342568
Appliance Features	Fingerprint Resistant, Smart Capable, Sanitize
Dishwasher Type	Built-In
Finish Colour	PrintProof Black Stainless Steel
Control Panel	Fully Integrated Front Control Panel
Handle Type	Bar

General Details	
Tub Type	NeverRust™ Stainless Steel
Filtration Type	3-Stage Filtration System
Noise Level (dB)	46
Energy Consumption	258 kWh/year
Dishwashing Details	
Racks	3
Silverware Basket	Yes
Wash System	SenseClean™
Cycle Details	
Wash Cycles	10 (Auto, Heavy, Delicate, Refresh, Normal, Turbo, Download Cycle, Machine Clean, Rinse, Express)
Wash Options	9 (Dual Zone, Half Load, Energy Saver, Steam, High Temp, Extra Dry, Delay Start, Control Lock, Night Dry)
Additional Details	
Technology Features	Smart Capable for Mobile App and Voice Command
Additional Information	<ul style="list-style-type: none">▪ BPA-Free Nylon Coated Racks and Tines▪ Three Spray Arms: Top, Upper, Lower▪ Upper Rack Dish Height Limit: 7.1"▪ Lower Rack Dish Height Limit: 12.5"▪ Inverter Direct Drive® Motor
Certification(s)	ENERGY STAR® Certified, NSF® Certified



DS
DS

VS
VS

LG WASHTOWER™ WITH 5.2 CU. FT. WASHER AND 7.4 CU. FT. DRYER - WKEX200HBA

\$ 2,699.95

SKU: WKEX200H
VSN: WKEX200HBA

Dimensions

Width: 27" (68.6 cm) Height: 74.38" (188.9 cm) Depth: 30.38" (77.2 cm)

This LG WashTower has the features to take the work out of your laundry day. Brilliant built-in sensors identify fabric textures and load size, then AI technology adjusts the wash motions and dry temperatures to provide the best settings for each of your garments. You can even run cycles or receive alerts while you're on the go thanks to the Wi-Fi connectivity and LG's ThinQ® app. Front controls and a stacked design make this centre easy to operate while opening up floor space for extra storage or folding room.

Unique Features

Unique Features

Wi-Fi Connectivity:

Use LG’s ThinQ app to start the laundry while you’re out or to be notified when the cycle is finished. Plus, Proactive Customer Care sends maintenance tips and alerts to keep this appliance running at its best.

Built-In Intelligence Eliminates the Guesswork:

Forget about sorting or choosing cycles – sensors and AI technology customize settings for advanced fabric care.

Coordinate Wash and Dry Cycles:

Smart Pairing™ allows the washer to communicate with the dryer to select a compatible dry cycle.

Helps Remove Allergens:

The Allergiene™ wash cycle uses the power of steam to remove common household allergens from fabrics.

TurboWash™ 360:

This option uses five jets with variable sprays to power through larger loads in less time, delivering a complete clean in around 30 minutes.

Turbo Steam:

TurboSteam technology in the dryer refreshes clothes in between washes and helps sanitize children's toys, decorative pillows and more.

Smooth Surface Helps Prevent Snags:

Unlike porcelain or plastic, stainless steel tubs avoid chips that can snag and pull on clothing.

Premium Looks Designed to Last:

The sleek, scratch-resistant tempered glass doors are complemented by chrome rims and control knob accents.

General Details

VSN	WKEX200HBA
UPC/GTIN	048231028486
Finish Colour	Black Steel
Control Panel	Full Touch Electronic with LED Display / Plastic
Certification(s)	ENERGY STAR™, AAFA
Levelling System	4 Adjustable Legs
Fuel Type	Electric

Washer Details

LOT 5-15, PH5, APPLIANCE SPECS

General Details	
Washer Interior	Impeller
Washer Type	Front-Load
Dryer Details	
Drum Type	NeveRust™ Stainless Steel Drum
Venting Direction	3-Way Venting
Cycle Details	
Wash Cycles	6 (Normal, Bedding, Delicates, Heavy Duty, Speed Wash, Downloaded)
Wash Options	10 (TurboWash®, Steam, Extra Rinse, Pre-wash, Sanitary, Tub Clean, Drum Light, Child Lock, Signal, Wi-Fi/Remote Start)
Washer Temperature Settings	5 (Hot, Warm/Hot, Warm, Cold/Warm, Cold)
Water Levels	Load Sensing
Soil Levels	5
Dry Cycles	6 (Normal, Bedding, Delicates, Heavy Duty, Small Load, Downloaded)
Dry Options	9 (Wrinkle Care, TurboSteam, Reduce Static, Energy Saver, Steam Fresh, Drum Light, Child Lock, Signal, Wi-Fi*/Remote Start)
Dryer Temperature Settings	5 (High, Medium/High, Medium, Low/Medium, Low)
Dryness Levels	5 (Very, More, Normal, Less, Damp)
Installation Details	
Sold Separately	LP Conversion Kit (383EEL3002D), Side Venting Kit (383EEL9001B)
Additional Details	
Technology Features	Wi-Fi Connectivity, SmartDiagnosis™ (v 3.0)

LOT 5-15, PH5, APPLIANCE SPECS

General Details

Additional Information	<ul style="list-style-type: none">■ 5 Washer Spin Speeds: High, Medium/High, Medium, Low, No Spin■ 4 Tray Dispenser: Prewash, Main Wash (with Liquid Detergent Cup), Bleach, Fabric Softener■ Manual Dry Times (min.): 60, 50, 40, 30, 20■ TrueBalance™ Anti-Vibration System■ Dryer Motor: Inverter Direct Drive Motor, Horizontal Axis■ Washer: 120 V / Dryer: 240 V■ CEE Tier: 2■ Washer IWF: 2.9■ Washer IMEF: 2.92■ Dryer CEF: 3.94
------------------------	---

Additional Dimensions

Washer Capacity (cu. ft.)	5.2
Dryer Capacity (cu. ft.)	7.4
Depth with Door Open 90 degrees (in.)	55