

LG REFRIGERATION

LFXC22526

22 cu.ft. Counter Depth 3-Door French Door Refrigerator

Smudge Resistant Finish

10 Year Warranty on Inverter Linear Compressor

Slim SpacePlus® Ice System

Dual Ice Maker in freezer

Door Cooling+

Glide N' Serve Pantry Drawer

SmartThinQ® - WiFi Connectivity

Fresh Air Filter

Flat Duct design

SmartPull™ Handle

ENERGY STAR®



Enjoy new ways to control your home with LG smart appliances

- Get an alert when kids forget to close the door
- Make more ice while you're at work
- Works with the LG SmartThinQ® app

SmartThinQ®

works with the
Google AssistantWORKS WITH
alexa

CAPACITY

Refrigerator (cu.ft.) 14.8

Freezer (cu.ft.) 7.3

Total Capacity (cu.ft.) 22.1

ENERGY

Energy Consumption (kWh/Year) 665

ENERGY STAR® Qualified Yes

WATER & ICE SYSTEM

Ice & Water Dispenser Yes

Dispenser Type Integrated Tall

Ice System Slim SpacePlus®

Dual Ice Maker Installed

Dispenser Light Yes

Water Filter LT1000P

COOLING

Inverter Linear Compressor Yes

Multi-Air Flow Yes

Temperature Sensors 6

Fresh Air Filter Yes

CONVENIENCE

Display Type Membrane / White LED

Temperature Controls Electronic/Digital

Door Alarm Yes

LoDecibel™ Quiet Operation Yes

REFRIGERATOR

No. of Shelves 4 Split

Cantilevered Shelves Hybrid Cantilevered

Shelf Construction Spill Protector™ Tempered Glass

Crisper Bins 2 Humidity Crispers

Glide N' Serve Pantry Drawer Yes

Refrigerator Light Ceiling LED

REFRIGERATOR DOOR

No. of Bins 6 Total

Door Bin Construction 1 Piece (Clear)

Door Cooling+ Yes



FREEZER

Door Type Pull Drawer

Drawers 2-Tier Organization

DuraBase™ Solid Drawer Base Yes

Drawer Divider Yes

Freezer Light LED Lighting

Freezer Handle SmartPull™ Handle

SmartThinQ® SMART FEATURES

Wi-Fi Enabled Yes

SmartDiagnosis Yes

MATERIALS AND FINISHES

Contour Door Yes

Hidden Hinges Yes

Smudge Resistant Finish Yes

Handles Matching Commercial

Available Colours Smudge Resistant Stainless Steel

DIMENSIONS/CLEARANCES/WEIGHTS

Depth with Handles 31 1/4"

Depth without Handles 28 3/4"

Depth without Door 24 3/4"

Depth (Total with Door Open) 43 1/2"

Height to Top of Case 68 3/8"

Height to Top of Door Hinge 69 3/4"

Width 35 3/4"

Width (Door Open 90° with Handle) 44 1/4"

Width (Door Open 90° without Handle) 39 1/4"

Door Edge Clearance with Handle 4 1/2"

Door Edge Clearance without Handle 1 3/4"

Installation Clearance Sides 1/8", Top 1", Back 2"

Weight (Unit/ Carton) 271 lbs. / 301 lbs.

Carton Dimensions (WxHxD) 38" x 73" x 36"

WARRANTY

Part & Labour 1 Year

Sealed System 5 Years

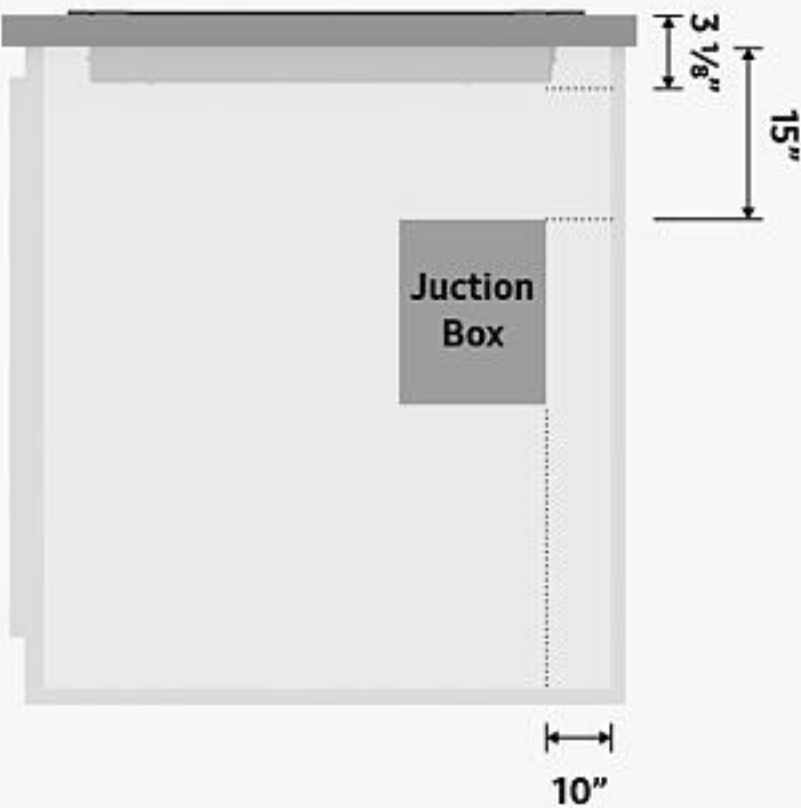
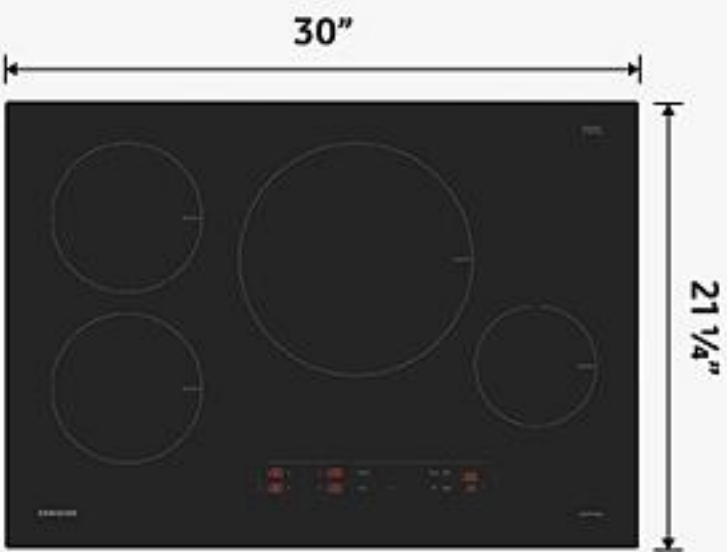
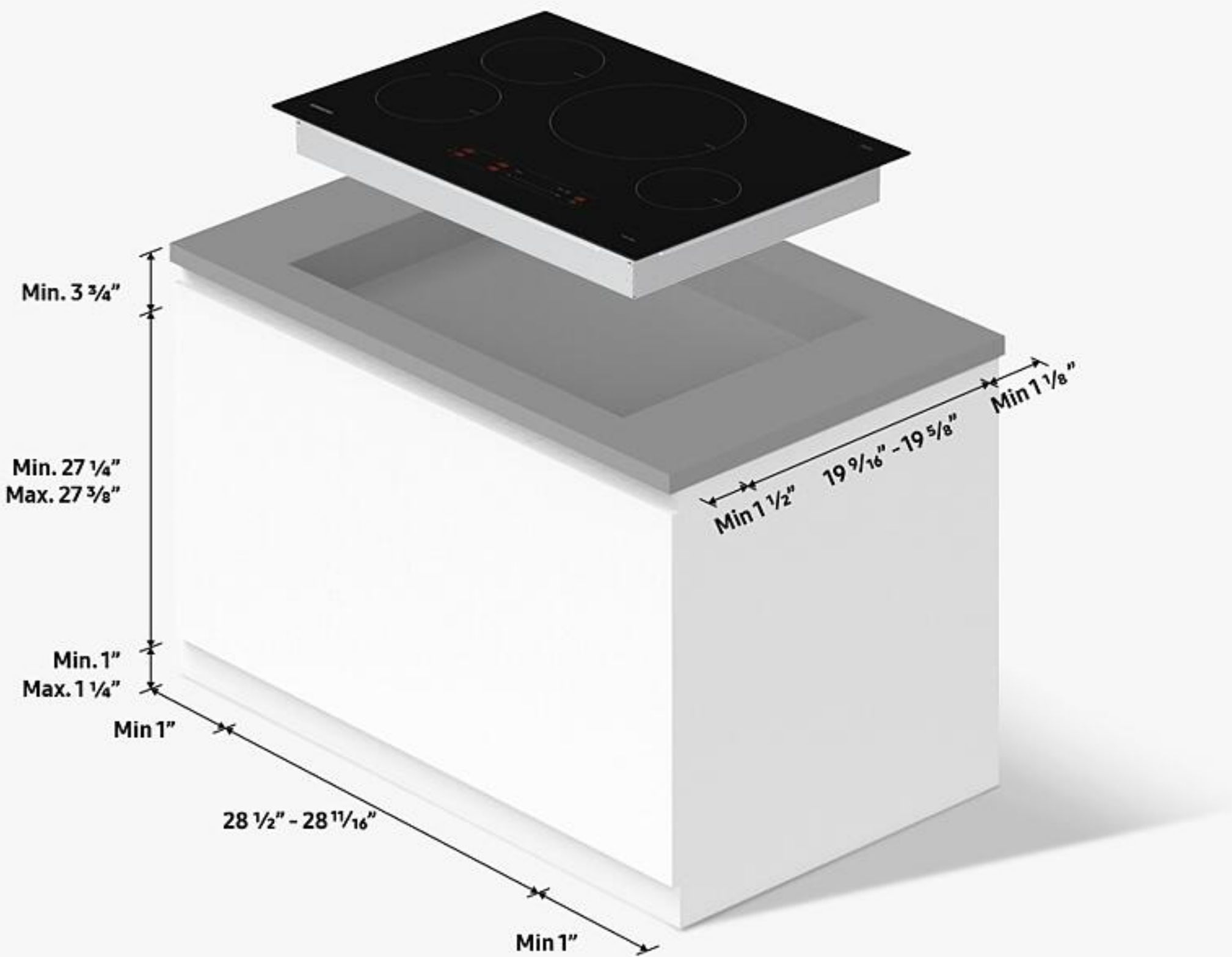
Inverter Linear Compressor 10 Years

UPC CODES

LFXC22526S (Smudge Resistant Stainless Steel) 048231797238

LFXC22526D (Smudge Resistant Black Stainless Steel) 048231797245

SAMSUNG: NZ30A3060UK/AA



LOT 5-11, PH5, APPLIANCES

BUILT-IN OVENS

LWS3063BD

Cooking Performance


- 4.7 cu.ft. Capacity
- Convection

Style and Design


- Black Stainless Steel with Luxurious Finger-Print Resistant Finish.
- Available in Premium Stainless Steel and Black Stainless Steel Finishes
- Brilliant Blue Interior

Convenience Features

- 10 Minute LG EasyClean®
- Self Cleaning



Black Stainless Steel



Stainless Steel



Flawless New Finish Lets Your Style Shine

Deep yet brilliantly appealing, LG Black Stainless Steel Series with black stainless steel brings an undeniable luster to kitchen spaces. It elevates the traditional stainless steel look that has become the standard in today's homes with a satin-smooth, warm and sophisticated finish unlike any other—for a timeless expression that pairs beautifully with any style or colour of surrounding cabinetry.

A Clean Oven In Just 10 Minutes

Got 10 minutes? In three easy steps and 10 quick minutes your oven can be sparkling clean, without strong chemical fumes or high heat*. Simply spray the oven interior with water, press EasyClean® and then in 10 minutes, quickly wipe away any leftover grime. You can still use the traditional self-clean cycle for the occasional deep clean.

Brilliantly Lit

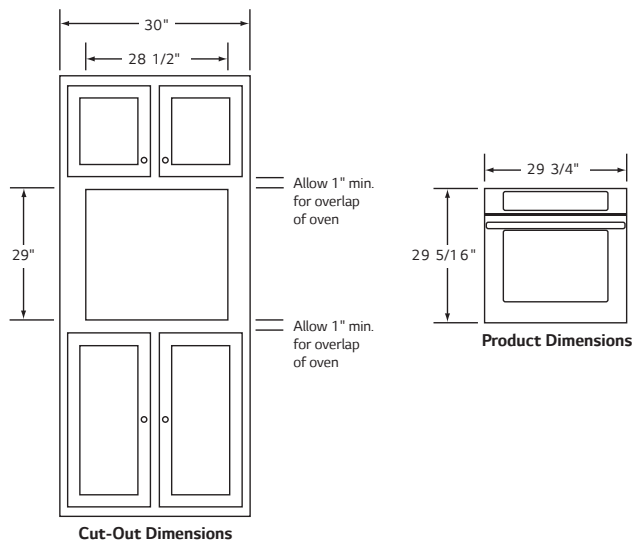
A premium range should meet your needs and look beautiful doing it. The Brilliant Blue Interior provides an upscale look with premium interior design.

PRODUCT FEATURES

OVEN FEATURES	
Capacity (cu.ft)	4.7
Interior Colour	Blue
Cleaning	EasyClean® / Self-Clean (3,4,5 hours)
Variable cleaning time	Yes (3,4,5 hrs)
Variable broil	Yes(Full,Center / High,Med,Low)
Broil element	2,500 watts inner / 1,500 watts outer
Broil element pass	8
Bake element	2,500 watts
Bake element type	Hidden (8 pass)
# of rack position	5
12 hrs. shut-off	Yes
- # of light	3 (Halogen Lamp - 3 dimension lighting)
Convection conversion	Yes
-Convection element	Yes (2,000 watts Sheath heater)
Proof	Yes
Variable warm	Yes (High,Med,Low)
Favorites menu	3 (1. Bread,2. Meat,3. Chicken)
Colour & Material	Black Stainless / STS Finish(Al)
DIMENSIONS & WEIGHT	
Product	29-3/4"(W) x 29-5/16"(H) x 24-3/8"(D)
Cut-out	28-1/2"(W) x 29"(H) x 23-1/2"(D)
Packing	33"(W) x 30"(D) x 34"(H)
Net weight (Kg)	Approx. 71.2 kg (157lbs)
Gross weight(Kg)	Approx. 81.2 kg (179lbs)

POWER/RATINGS	
Rating	4.1 KW
Electric supply	120/240 VAC, 120/208 VAC
Max. Amp Load	17.3 A
ACCESSORIES	
Broiler pan	1
Grid	1
Heavy Duty Rack	2
Spray Water Tank	1
LIMITED WARRANTY	
Limited Warranty	1 Year Parts & Labour
UPC CODES	
LWS3063BD Black Stainless Steel	048232335491
LWS3063ST Stainless Steel	048232336528

INSTALLATION INSTRUCTIONS



LG ELECTRONICS CANADA INC.

20 Norelco Drive, North York, Ontario M9L 2X6

Tel: 647-253-6300 | LG.com

Customer Service & Parts

1-888-542-2623

Design, features and specifications are subject to change without notice.
Non-metric weights and measurements are approximate.
All trademarks are property of their respective owners.

Printed in April 2016

This beautiful traditional European design brings an exciting new look to your kitchen. Quiet operation and bright LED lighting enhances your cooking experience, while the sleek 3-speed capacitive touch control makes operation and clean up easy.

SIZE	WHITE* *Available 10/15/2019	BLACK STAINLESS* *Available 10/15/2019	STAINLESS	GREASE FILTERS (replacement)	NON-DUCTED FILTERS
24 in.	-	-	EW4824SS	S99010476 (pair)	S99010473 (pair)
30 in.	EW4830WH	EW4830BLS	EW4830SS	S99010476 (pair)	S99010473 (pair)
36 in.	-	EW4836BLS	EW4836SS	S99010477 (pair)	S99010474 (pair)

PERFORMANCE

Duct Orientation	Size	Damper	Sones			CFM		
			Normal	Medium*	High	Normal	Medium*	High
Round - Vertical	6 in.	Included	1.5	2.8	6.5	180	250	400

*Speed setting tested by Broan-NuTone for airflow performance using the ANSI/AMCA 210 Standard, which is equivalent to the Home Ventilating Institute HVI 916 - Procedure for Air Flow Testing, and tested for sound performance using the ANSI S12.51 Standard, which is equivalent to the Home Ventilating Institute HVI 915 - Procedure for Loudness Rating of Residential Fan Products.

FEATURES

Control type	3-speed Capacitive Touch
Delay off	no
Filter Clean Reminder	no
Heat Sentry™	no
ADA Capable	no
Lighting	2-level LED (included)
Grease Filters	Aluminum (Qty. 2, except 24-in. width hood: Qty :1)
Installation Hardware	Included
ENERGY STAR®	no
Recirculation	Non-ducted filters sold separately

AC INPUT

120 V, 60 Hz - 1.6 AMPS

OPTIONAL ACCESSORIES

Flue extension for 9 to 10-ft ceilings	AEEW48SS (stainless steel), AEEW48BLS (black stainless steel), AEEW48WH (white)
Non-duct kit	ARKEW48
ARP64* *Available 09/30/2019	Airflow reducer (< 300 CFM)

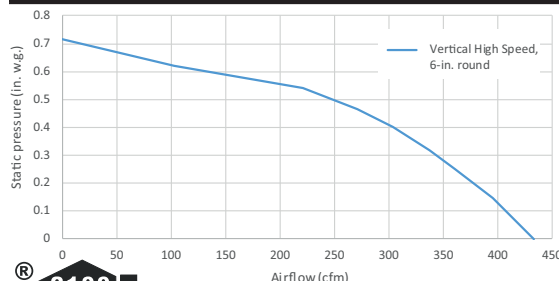
MOUNTING HEIGHT

24 in. to 30 in. from cooktop to bottom of hood

LIMITED WARRANTY

1-year
(See installation manual for full warranty text.)

FOR INDOOR USE ONLY



HVI-2100 CERTIFIED RATINGS comply with new testing technologies and procedures prescribed by the Home Ventilating Institute, for off-the-shelf products, as they are available to consumers. Product performance is rated at 0.1 in. static pressure, based on tests conducted in AMCA's state-of-the-art test laboratory. Sones are a measure of humanly-perceived loudness, based on laboratory measurements.

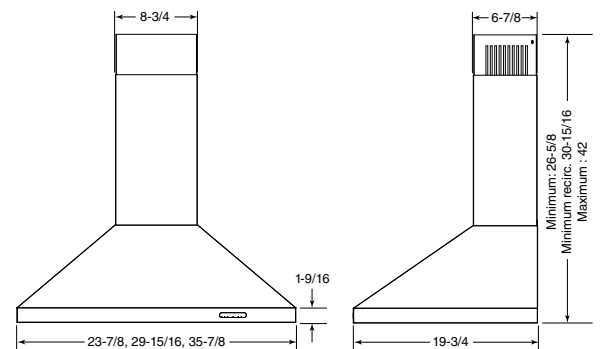
Broan-NuTone LLC
Venmar Ventilation ULC

926 West State Street, Hartford, WI 53027
550 Lemire Blvd., Drummondville, Québec Canada J2C 7W9

1 888-336-3948
1 877-896-1119

www.broan.com
www.broan.ca

99046148B



LG LAUNDRY

Single Unit LG WashTower™ with Center Control™

4.5 cu. ft. Front Load Washer and 7.4 cu. ft. Dryer

Ultra Large Capacity 4.5 cu.ft. Washer and 7.4 cu.ft. Dryer

Single Unit WashTower™ Design

Built-In Intelligence - AI Fabric Sensors/Smart Learner/Smart Pairing™

Advanced Washing & Drying - TurboWash™ 360°/Allergiene™ wash cycle/
TurboSteam™

ThinQ® Technology / Proactive Customer Care

Tempered Glass Door

Enjoy new ways to control your home with LG smart appliances

- Use the ThinQ® app to start the laundry while you're out
- Get alerts when the cycle is finished
- With Smart Pairing™, the washer can tell the dryer to select a compatible drying cycle

LG ThinQ®



LOT 5-11, PH5, APPLIANCES



AVAILABLE COLORS



WHITE



BLACK STEEL



SUMMARY	Washer	Dryer
Type	Front Load Washer	Front Load Dryer
Capacity (cu.ft.)	4.5 cu. ft.	7.4 cu. ft.
Color	Black Steel (B), White (W)	
APPEARANCE	Washer	Dryer
Hard Buttons	Yes	
Touch Buttons	Yes	
Full Touch Electronic Control Panel with LED Display	Yes	
Unified Center Control	Yes	
Reversible Door	No	
ENERGY	Washer	Dryer
ENERGY STAR® Qualified	Yes	
CEE Tier	Tier2	-
IMEF	2.92	-
IWF	2.9	-
CEF	-	Electric: 3.94 Gas: 3.49
PROGRAMS	Washer	Dryer
No. of Programs	6	6
	Normal, Bedding, Delicates, Heavy Duty, Speed Wash, Downloaded	Normal, Bedding, Delicates, Heavy Duty, Speed Wash, Downloaded
OPTIONS	Washer	Dryer
No. of Options	10	9
	TurboWash®, Steam, Extra Rinse, Pre-wash, Sanitary, Tub Clean, Drum Light, Child Lock, Signal, Wi-Fi / Remote Start	Wrinkle Care, TurboSteam™, Reduce Static, Energy Saver, Steam Fresh*, Drum Light*, Child Lock*, Signal*, Wi-Fi* / Remote Start*
DETAILS	Washer	Dryer
No. of Wash/Rinse Temps	5	-
Wash/Rinse Temps	Hot, Warm/Hot, Warm, Cold/Warm, Cold	-
No. of Spin Speeds	5	-
Spin Speeds	High, Medium/High, Medium, Low, No Spin	-
Max RPM	1300	-
Water Levels	Load Sensing	-
No. of Soil Levels	5	-
Temperature Settings	-	High, Medium/High, Medium, Low/Medium, Low

Drying Levels	-	Very, More, Normal, Less, Damp
Manual Dry Times	-	60 min., 50 min., 40 min., 30 min., 20 min.
FABRIC CARE FEATURES	Washer	Dryer
AI DD	Yes	-
TurboWash™ 360 Technology	Yes	-
Steam Technology	Yes	-
Allergiene™ Cycle	Yes	-
Sanitary Cycle	Yes	-
SenseClean™ System	Yes	-
AI Dry	-	Yes
Sensor Dry	-	Yes
Precise Temperature Control with Variable Heater	-	Yes
Steam Technology	-	Yes (TurboSteam™)
CONVENIENCE FEATURES	Washer	Dryer
TrueBalance™ Anti-Vibration System	Yes	-
4 Tray Dispenser	Prewash, Main Wash (with liquid detergent cup), Bleach, Fabric Softener	-
LoDecibel™ Quiet Operation	Yes	-
End of Cycle Signal	Yes	-
LoadSense	Yes	-
Child Lock	Yes	-
Auto Suds Removal	Yes	-
Leveling Legs	4 Adjustable Legs	-
Easy Loading TilTub™	Yes	-
Drum Light	Yes	-
Remaining Time Display/Status Indicator(s)	Yes	-
3 Minute Installation Check	-	Yes
LoDecibel™ Quiet Operation	-	Yes
End of Cycle Signal	-	Yes
Drum Light	-	Yes
FlowSense™ Duct Clogging Indicator	-	Yes
Wrinkle Care Option	-	Yes
Child Lock	-	Yes
Venting Option	-	Electric: 3 Way Venting / Gas: 2 Way Venting
4 Adjustable Legs	-	Yes
Remaining Time Display/Status Indicator(s)	-	Yes

ThinQ® TECHNOLOGY	Washer	Dryer
SmartDiagnosis™ (v3.0)		Yes
Wi-Fi		Yes
Remote Start and Cycle Monitor		Yes
Energy Monitoring	Yes	
Tub Clean Coach	Yes	-
MOTOR AND AGITATOR	Washer	Dryer
Motor Type	Inverter Direct Drive Motor	-
Axis	Horizontal	-
MATERIALS AND FINISHES	Washer	Dryer
NeveRust™ Stainless Steel Drum	Yes	-
Cabinet	PCM	-
Control Panel	Plastic	-
Top Plate	Painted	-
NeveRust™ Stainless Steel Drum	-	Yes
Tub Rear	-	Painted
CERTIFICATION	Washer	Dryer
AAFA	Yes	-
POWER SOURCE	Washer	Dryer
Ratings	UL Listed	-
Electrical Requirements	120V, 10 Amps	-
Type	Electric	-
Ratings	-	CSA Listed
		120V, 15 Amps (Gas)
Electrical Requirements	-	240V 30 Amps (Electric)
Type	-	Gas / Electric
BTU Rating	-	10,000 Feet
LP Conversion Kit	-	383EEL3002D
Side Venting Kit	-	383EEL9001B
DIMENSIONS	Washer	Dryer
Product (WxHxD)	27" x 74 3/8" x 30 3/8"	
Depth with Door Open	55" D with door open	
Carton (WxHxD)	30 1/16" x 79 11/32" x 32"	
Weight (Product/Carton)		Electric: (326 lb / 361 lb) Gas: (329 lb / 364 lb)
LIMITED WARRANTY	Washer	Dryer
Parts and Labor	1 Year	1 Year
Direct Drive Motor	10 Years	-
Drum	3 Years	3 Years
UPC CODES	Washer	Dryer
WKEX200HBA (Black Steel)	048231028486	
WKGX201HBA (Black Steel)	048231029254	
WKEX200HWA (White)	048231028462	
WKGX201HWA (White)	048231029261	