



LG REFRIGERATION

LMWS27626S

4-Door French Door Refrigerator

- KEY FEATURES
- Sleek Design

Double Freezer

Internal Water Dispenser

Door Cooling+

Smart Cooling System

SmartDiagnosis™

ENERGY STAR® Qualified

AVAILABLE COLORS

- PrintProof™ Stainless Steel

CAPACITY	
Refrigerator (cu.ft.)	18.20
Freezer (cu.ft.)	8.70
Total Capacity (cu.ft.)	26.90
ENERGY	
Energy Consumption (kWh/Year)	636
ENERGY STAR® Qualified	Yes
WATER & ICE SYSTEM	
Ice & Water Dispenser	Water Only
Dispenser Type	Internal Water Dispenser
Daily Ice Production (lbs)	2.5 lbs
IcePlus™ Production (lbs)	2.7 lbs
Ice Storage Capacity (lbs)	3.5 lbs
Ice System	Factory Installed
Water Filter	LT1000P
COOLING	
Linear Compressor	Yes
Smart Cooling™ System	Yes
Door Cooling+	Yes
Multi-Air Flow™ System	Yes
Temperature Sensors	5
Evaporator	1
Refrigerant	R600a: Low Global Warming Potential, Zero Ozone Depletion Potential and More Energy Efficient Refrigerant than R134a
CONVENIENCE	
Display Type	Membrane / White LED
Temperature Controls	Electronic/Digital
Auto Closing Door Hinge	Yes
Sabbath Mode	Yes
LoDecibel™ Quiet Operation	Yes
REFRIGERATOR	
No. of Shelves	4 Split
Cantilevered Shelves	Yes
Shelf Construction	Spill Protector™ Tempered Glass
Crisper Bins	2 Humidity Crisper
Glide N' Serve™ Drawer	Yes
Refrigerator Light	Ceiling LED (Frameless)
REFRIGERATOR DOOR	
No. of Bins	6 Total (2 Adjustable Gallon Sized)
Door Bin Construction	1 Piece (Clear)

LOT 5-03, PH5, INNISFIL, FRIDGE



FREEZER	
Door Type	Pull Drawer
Drawers	2-Tier Organization
DuraBase™ Solid Drawer Base	Yes
Drawer Divider	Yes
Freezer Light	Premium LED
Freezer Handle	Vista
Smart Features	
SmartDiagnosis™	Yes
MATERIALS AND FINISHES	
Contour Door	Yes
Hidden Hinges	Yes
Surface	Smooth
Fingerprint & Smudge Resistant Exterior	Yes
Handles	Matching Commercial Handles
All Available Colors	PrintProof™ Stainless Steel
Insulation	Cyclopentane: Low Global Warming Potential, and Zero Ozone Depletion Potential Blowing Agent
DIMENSIONS/CLEARANCES/WEIGHTS	
Depth with Handles	34 1/4"
Depth without Handles	31 3/4"
Depth without Door	27 7/8"
Depth (Total with Door Open)	46 1/2"
Height to Top of Case	68 3/8"
Height to Top of Door Hinge	69 3/4"
Width	35 3/4"
Width (Door Open 90° with Handle)	44 1/4"
Width (Door Open 90° without Handle)	39 1/4"
Door Edge Clearance with Handle	4 1/2"
Door Edge Clearance without Handle	1 3/4"
Installation Clearance	Sides 1/8", Top 1", Back 2"
Weight (Unit/Carton)	287lbs. / 311lbs.
Carton Dimensions (WxHxD)	38" x 73" x 36"
LIMITED WARRANTY	
Parts & Labor	1 Year
Sealed System (Parts & Labor)	5 Years
Compressor (Parts & Labor)	5 Years
Linear Compressor (Parts Only)	6-10 Years
UPC CODES	
LMWS27626S (PrintProof™ Stainless Steel)	048231806442

LG COOKING


# LSGL6335\_

6.3 cu ft. Smart Wi-Fi Enabled ProBake Convection® InstaView™ Gas Slide-in Range with Air Fry

- 6.3 cu ft. Capacity
- Built-In Air Fry with ProBake Convection®
- EasyClean® + Self Clean
- 20K BTU on Edge-to-edge cooktop
- ThinQ® app with Proactive Customer Care


AVAILABLE COLORS


- PRINTPROOF™ STAINLESS STEEL
- PRINTPROOF™ BLACK STAINLESS STEEL



Enjoy new ways to control your home with LG smart appliances

- Install Setup Quick Check
- Preventative Alerts & Guidance
- Performance & Usage Reports

works with the Google Assistant

WORKS WITH alexa

LOT 5-03, PH5, INNISFIL, SLIDE IN GAS RANGE



SUMMARY		OVEN		SMART FEATURES	
Cooktop Type	Sealed	Oven Type	Single Oven	Wi-Fi Connect	Yes
Number of Cooktop Burners	5	Oven Cooking System	ProBake Convection®	Proactive Customer Care	Yes
Oven Type	Single Oven	Convection Conversion Auto-Adjust	Yes	Smart Diagnosis™	Yes
Oven Cooking System	ProBake Convection®	Oven Cleaning Type	EasyClean® + Self Clean	Works with	LG ThinQ®
Oven Capacity (cu. ft.)	6.3	Self-Clean Oven Door Lock	Automatic		Amazon Alexa
Oven Cleaning Type	EasyClean® + Self Clean	Oven Capacity (cu. ft.)	6.3		Google Assistant
Drawer Type	Storage	Broiler Element Power	13,500 BTU		SIDECHÉF
Size in Width (in.)	30	Bake Element Power	19,000 BTU		Innit (*)
APPEARANCE		Number of Rack Positions	7		Nestle (*)
Color	PrintProof™ Stainless Steel, PrintProof™ Black Stainless Steel	Number of Oven Racks	2		Kraft-Heinz(*)
Control Type	SmoothTouch™ Glass	Oven Rack Type	1 Offset, 1 Heavy Duty	INCLUDED ACCESSORIES	
Knobs	Stainless Steel Appearance, Weighted	Drawer Type	Storage	Air Fry Tray	Yes
Oven Door Feature	InstaView & WideView™ Window	Oven Modes	Bake, Conv. Bake, Conv. Roast, Broil High, Broil Low, Warm, Proof, Frozen Meal, Air Fry, Slow Cook, EasyClean, SelfClean	Cast Iron Griddle	Yes
Cooktop Finish	EasyClean® Stainless Steel, Porcelain Enamel		Halogen	POWER/RATINGS	
COOKTOP		CONTROL FEATURES		Volts/Hertz/Amps	120V/60Hz/4.2A
Cooktop Type	Sealed	Kitchen Timer	Yes	DIMENSIONS & WEIGHT	
EasyClean Cooktop	Yes (PrintProof™ Stainless Steel)	Timed Cook	Yes	Cabinet Width (in.)	30
Number of Cooktop Burners	5	Oven Control Lock	Yes (Key)	Overall Depth (in.) - including handle	29 9/32 (743.9mm)
Element/Burner - Left Front	18,000 BTU	Sabbath Mode	Yes	Overall Height (in.)	37 1/8 (943.0mm)
Element/Burner - Left Rear	9,100 BTU			Overall Width (in.)	30 (761.8mm)
Element/Burner - Right Front	20,000 BTU UltraHeat™			Product Weight (lb)	157.7
Element/Burner - Right Rear	5,000 BTU			Shipping Weight (lb)	200.3
Element/Burner - Center	10,000 BTU Oval			Shipping Dimensions (W x H x D) (in.)	32 1/2" x 44" x 30 1/2"
Cooktop Burner Grate Features	Edge-to-edge continuous grates			UPC CODES	
Cooktop Burner Grate Material	Cast Iron			LSGL6335F (PrintProof™ Stainless Steel)	048231341882
				LSGL6335D (PrintProof™ Black Stainless Steel)	048231341899

\*These partners may not yet be available at the time of purchase of this product, please continue to check for app updates

© 2021 LG Electronics USA, Inc. All rights reserved. "LG Life's Good" is a registered trademark of LG Corp. All other product and brand names are trademarks or registered trademarks of their respective owners. Design, features and specifications are subject to change without notice. Non-metric weights and measurements are approximate. Some features may require Internet access. Content and services may vary by product and are subject to change without notice. 2/25/21

LG DISHWASHERS

LDFN4542\_

Front Control Dishwasher with Quadwash™

QuadWash™ System

3rd Rack

15 Place Settings

EasyRack™ Plus

Dynamic Dry™

NeveRust™ Stainless Steel Tub

LoDecibel™ Operation (48 dB)

NFC Tag On Technology

NSF Certified

Available in PrintProof™ Black Stainless Steel, PrintProof™

Stainless Steel, black, and White

LOT 5-03, PH5, INNISFIL, DISHWASHER



CAPACITY	
Total Place Settings	15
Upper Rack Dish Height Limit	9.0"
Lower Rack Dish Height Limit	12.5"
RACKS AND BASKETS	
Cutlery Baskets	Yes
Fold Down Tines	Yes (Half Fold on Upper & Half Fold on Lower)
BPA-Free Nylon Coated Racks and Tines	Yes
Rack Handle	Yes (Upper)
EasyRack™ Plus System	Yes
Height Adjustable Upper Rack	Yes
3rd Rack (Fixed)	Yes
STYLE AND DESIGN	
Control Panel Location	Front Control
Electronic Controls	Fully Integrated Control Panel
Tub Material	NeveRust™ Stainless Steel
Handle	Pocket Handle
All Available Colors	PrintProof™ Stainless Steel, PrintProof™ Black Stainless Steel, White, Black
Fingerprint Resistant	Yes
FEATURES	
QuadWash®	Yes
Inverter Direct Drive Motor	Yes
LoDecibel™ Quiet Operation	48dBa
Number of Wash Cycles	9 (Auto, Heavy, Delicate, Normal, Turbo, Download Cycle, Machine Clean, Rinse, Express)
Number of Options	8 (Dual Zone, Half Load, Energy Saver, High Temp, Extra Dry, Delay Start, Control Lock, Night Dry)
Number of Spray Arms	3 (Top, Upper, Lower)
SenseClean™ Wash System	Yes
Vario Wash	Yes
Detergent and Rinse-Aid Dispenser	Yes
Drying System	Dynamic Dry
End of Cycle Indicator	Yes (Beeper + END indication on display)
Hidden Water Heater	Yes
Safety Float Switch (Leaks)	Yes
Soil (Turbidity) Sensor	Yes
Tub Insulation (Damping Sheet, Sound Absorbing Material (felt), Base)	Yes
BPA-Free Nylon Coated Racks and Tines	Yes
Anti-Bacterial Treatment (Sump, Inner / Outer filter, Drain pump case, Drain hose)	Yes
Balanced Door	Yes
3-Stage Filtration System	Yes

SMART FEATURES	
NFC Tag On	Yes
CERTIFICATIONS	
NSF® Certified	Yes
POWER RATINGS	
ENERGY STAR® Qualified	Yes
CEE Tier	1
Energy Use (kWh/Year)	258 kWh/Year
Water Factor (WF)	2.9
DIMENSIONS / CLEARANCES / WEIGHT	
Product Dimensions (in) (W x H x D)	23 3/4" x 33 5/8" x 24 5/8"
Product Weight (lbs)	75 lbs
Depth with Door Closed with Handle (in)	24 5/8"
Depth with Door Open (in)	49 1/4"
Carton Dimensions (in) (W x H x D)	28" x 34 7/8" x 29 5/8"
Shipping Weight with Carton (lbs)	88.2 lbs
LIMITED WARRANTY	
Labor	1 Year
Parts	1 Year
Control Board and Rack Parts	5 Years
Direct Drive Motor	10 Years
Stainless Steel Door Liner or Tub	Lifetime
UPC CODES	
LDFN4542S (PrintProof™ Stainless Steel)	048231341943
LDFN4542D (PrintProof™ Black Stainless Steel)	048231342001
LDFN4542B (Black)	048231341998
LDFN4542W (White)	048231341981

LG LAUNDRY

# DLEX3850V

7.4 cu.ft. Capacity Electric Dryer

TurboSteam™ Technology

AI Sensor Dry™

Aluminized Alloy Steel Drum

Touch Control Panel

ENERGY STAR® Qualified

ThinQ Technology (Wi-Fi Enabled)

FlowSense™ Duct Clogging Indicator

## LG ThinQ™

- Start the laundry while you're out shopping
- Get alerts when the cycle is finished
- Works with the LG ThinQ® app



works with the  
Google Assistant



WORKS WITH  
alexa

LOT 5-03, PH5, INNISFIL, DRYER



CAPACITY	
Capacity (cu.ft.)	7.4
APPEARANCE	
Design Look	Front Control
Intelligent Electronic Controls with LED Display	•
Touch Buttons	•
Dial-A-Cycle™	•
ENERGY	
ENERGY STAR® Qualified	•
DRYING PROGRAMS	
No. of Programs - 12	Normal, Heavy Duty, Bedding, Anti Bacterial, SteamSanitary™, SteamFresh™, Perm Press, Delicates, Towels, Speed Dry (Manual Dry), Air Dry (Manual Dry), Downloaded
No. of Options - 12	More Time, Less Time, Damp Dry Signal, Wrinkle Care, Control Lock, Wi-Fi, Energy Saver, TurboSteam™, Reduce Static, Remote Start, Drum Light, Signal
Temperature Settings	5 High, Mid High, Medium, Low, Ultra Low
Drying Levels	5 Very, More, Normal, Less, Damp
Manual Dry Times	60 min, 50 min, 40 min, 30 min, 20 min, More Time/Less Time
FABRIC CARE FEATURES	
AI Sensor Dry™	•
TurboSteam™	•
Precise Temperature Control and Variable Heater	•
CONVENIENCE FEATURES	
3 Minute Installation Check	•
LoDecibel™ Quiet Operation	•
End of Cycle Signal	•
Drum Light	•
Reversible Door	•
FlowSense™ Duct Clogging Indicator	•
Wrinkle Care Option	•
Control Lock	•
Venting Option	Electric: 4 Way Venting
Leveling Legs	4 Adjustable Legs
Remaining Time Display/Status Indicator(s)	•

ThinQ® TECHNOLOGY	
SmartDiagnosis™ (v3.0)	•
Wi-Fi	•
Remote Start and Cycle Monitor	•
Energy Monitoring	•
MATERIALS AND FINISHES	
Aluminized Alloy Steel Drum	•
Cabinet	Painted Steel
Control Panel	Plastic
Door	Tempered Glass
All Available Colours	Graphite Steel (V)
POWER SOURCE	
Ratings	CSA Listed
Electrical Requirements	Electric: 240V, 30 Amps
Type	Electric
BTU Rating	10,000 ft.
OPTIONS	
Pedestal	WDP4V
Pedestal (WxHxD)	27" x 14 1/8" x30 3/4"
Stacking Kit	KSTK1
DIMENSIONS	
Product (WxHxD)	27" x 39" x 30 1/8" 51 3/8" (With door open)
Carton (WxHxD)	29 1/2" x 42 1/4" x 31 1/4"
Weight (Product/Carton)	126.2 lbs / 139.4 lbs
LIMITED WARRANTY	
1 Year Parts and Labour, 3 Years on Drum	
UPC CODES	
WVM3850HVA	772454073625
DLEX3850V	772454073304
WD100CV	772454052866
WDP4V	048231015165
KSTK1	772454059896

LG LAUNDRY

WM3850HVA

5.2 cu. ft. Capacity Front Load Washer

AI DD™

Steam Technology

ENERGY STAR® Qualified

SmartDiagnosis™

Touch Control Panel

ThinQ™ Technology (Wi-Fi Enabled)

LG ThinQ™

- Start the laundry while you're out shopping
- Get alerts when the cycle is finished
- Works with the LG ThinQ® app



LOT 5-03, PH5, INNISFIL, WASHER



CAPACITY	
Capacity (cu.ft.)	5.2
APPEARANCE	
Design Look	Front Control
Intelligent Electronic Controls with LED Display	•
Touch Buttons	•
Dial-A-Cycle™	•
ENERGY	
ENERGY STAR® Qualified	•
CEE Tier	2
DRYING PROGRAMS	
No. of Programs - 12	Normal, Perm. Press, Heavy Duty, Delicates, Towels, Speed Wash, Bedding, Tub Clean, Bright Whites™, Sanitary, Allergiene™, Downloaded
No. of Options - 13	Steam, Fresh Care, Pre-wash, Remote Start, Delay Wash, Wi-Fi, Add Item, Cold Wash, Extra Rinse, Rinse+Spin, Control Lock, Spin Only, Signal
Temperature Settings	5 Extra Hot, Hot, Warm, Cold, Tap Cold
Spin Speeds	5 Extra High, High, Medium, Low, No Spin
Water Levels	Load Sensing
Soil Levels	5
FABRIC CARE FEATURES	
AI DD™	•
Steam Technology	•
Allergiene™ Cycle	•
Sanitary Cycle	•
ColdWash™ Option	•
CONVENIENCE FEATURES	
4 Tray Dispenser	Prewash, Main Wash (with liquid detergent cup), Bleach, Fabric Softener
TrueBalance™ Anti-Vibration System	•
Load Sense	•
Control Lock	•
Auto Suds Removal	•
Leveling Legs	4 Adjustable Legs
ThinQ® TECHNOLOGY	
SmartDiagnosis™ (v3.0)	•

Wi-Fi	•
Remote Start and Cycle Monitor	•
Energy Monitoring	•
Tub Clean Coach	•
MOTOR	
Motor Type	Inverter Direct Drive Motor
Motor Speed	Variable
Max RPM	1,300
Axis	Horizontal
MATERIALS AND FINISHES	
NeveRust™ Stainless Steel Drum	•
Cabinet	PCM
Control Panel	Plastic
Top Plate	Painted
Door Cover	Tempered Glass Door
Door / Rim	Glass / Shiny Rose Gold
All Available Colours	Graphite Steel (V)
POWER SOURCE	
Ratings	UL Listed
Electrical Requirements	120V, 10 Amps
Type	Electric
OPTIONS	
Pedestal	WDP4V 27" x 14 1/8" x 30 3/4"
SideKick™ Pedestal Washer	WD100CV 27" x 14 1/8" x 30 3/4"
Stacking Kit	KSTK1
DIMENSIONS	
Product (WxHxD)	27" x 39" x 30 1/4" 55" (With door open)
Carton (WxHxD)	29 23/32" x 42 27/32" x 31 17/32"
Weight (Product/Carton)	198,4 lbs / 212.1 lbs
LIMITED WARRANTY	
	1 Year Parts and Labour, 3 Years on Drum, 10 Years on Direct Drive Motor
UPC CODES	
WM3850HVA	772454073625
DLEX3850V	772454073304
WD100CV	772454052866
WDP4V	048231015165
KSTK1	772454059896