



**LOT # 008 P.E #004** – Model - SUPERIOR - 2 CAR -3615 - PHASE 5

***The following items below are Purchaser Extras, please make sure that they are done on time and properly complete. Any outstanding items will be Back Charged. If you have any questions please call Roberto Ruiz. Make sure that you review ALL of the items on the Purchaser Extras.***

**\*\*\*Also, it is very important to speak to Roberto Ruiz before starting on site \*\***

Date: June 30, 2023  
From: Lormel Homes  
Site Clerk: Jai Fitzgerald  
Site Tel: 905-775-3633  
Site Fax: 905-775-9083

**NOTE:** If more information is needed please call Roberto Ruiz cell-416-688-9324  
If more information needed on quotes or changes, please call Zachary 905-832-2023 ext. 224



## Schedule B-3 – Purchaser's Extras

forming part of the Agreement of Purchase and Sale



**VENDOR:**

**BELLAIRE PROPERTIES INC.**

**PURCHASER(S): AHMAD HABIB ZAMANI**

**LOT NUMBER: 008 PHASE: 5**

**MODEL: 3615 SUPERIOR – 2 CAR**

**P.E.#: 004**

It is understood and agreed that no requests for changes, additions or deletions will be accepted by the Vendor for the above extras after the date of acceptance of this order

No.	DESCRIPTION	PRICE
1.	Provide and install four (4) upgrade interior doors throughout <b>**main floor only**</b> in lieu of standard. *Note: All other interior doors to remain standard style.	
2.	Provide stain to stairs, handrail and posts etc. (to complement the colour of hardwood flooring) from main level to lower level and from main level to upper level (2nd floor) in lieu of standard. Price is based on metal pickets.	
3.	Provide and install upgrade fireplace mantle in the family room in lieu of standard.	
4.	Provide and install level 6 trim package (baseboards & casings) throughout the entire home in lieu of level 1.	
5.	DELETE ITEM #9 (BUILT-IN APPLIANCE PROVISION), as per Purchaser's Exrtas #003, Dated June 7, 2022.	
6.	Provide and install option 1A hardwood floors in the kitchen/breakfast area.	
7.	Provide and install option 1A hardwood floors at upper hallway <b>*only*</b> on the 2 <sup>nd</sup> floor in lieu of level 1 carpet.	
8.	Increase size of opening for stove space to 36" inches wide in lieu of standard 30" inch wide opening.	
9.	Increase size of opening for hoodfan space to 36" inches wide in lieu of standard 30" inch wide opening.	
10.	Chimney Hood Fan - Provisions to cabinetry to accommodate future chimney hood fan/ exhaust fan above future stove/ range in kitchen area. *Note: Not all models can accommodate this change. *Builder will to accommodate centering the vent as best as possible. Purchaser must provide all specifications fut future Chimney Style Hood fan/ Exhaust Fan as soon as possible. This item must be dedicated prior to framing stage, otherwise may be considered too late.	
11.	Provide and install upgrade chimney hoodfan (Name: Cyclone, Alito Collection, 36", 550 CFM, Stainless Steel, 6" Duct, Baffle Filter, SCB50136) in the kitchen area.	
Extra's Subtotal:		
H.S.T.		
New Total:		
Less Bonus Package (if Applicable)		
TOTAL:		
Amount to be Added to the Purchase Price as an Adjustment on Closing		
<b>TOTAL</b>		

The above extras and upgrades are to be included during the construction of the above house for the above named purchaser subject to the following terms and conditions:

- The Vendor will undertake to install the above extras but will not be liable to the purchaser if for any reason the work covered by the extra is not carried out. In that event, the price of the extra shall be refunded to the purchaser without any interest.
- It is understood and agreed that if the transaction of Purchase and Sale is not completed for any reason whatsoever, the total cost of this extra is not refundable.

PAID: \_\_\_\_\_ TERMS: CASH OR CHEQUE IN ADVANCE

  
Habib (Jun 27, 2023 10:23 EDT)

PURCHASER

**BELLAIRE PROPERTIES INC.**

Per: \_\_\_\_\_  
VENDOR

PURCHASER

# SC(B)501 | ALITO Collection

**Cyclone**®  
Breathe Better



## Wall Mount

A very attractive exhaust fan, the SC(B)501 is the perfect balance of substance and style. The arched glass canopy frames a classic design giving it a modern appeal. The hood features a three-speed digital control panel. Two LED lights, two mesh or baffle filters and a quiet, efficient motor. Fitted with a time-delay OFF feature up to nine minutes.



## Green Features



3 Speed Push Button  
Control Panel



Long-Lasting  
LED Lights



Time-Delay  
OFF Feature



Grease Cup

Model	Colour	Ducting	Filters	Size	CFM
<del>SC50130</del>	<del>Stainless Steel</del>	<del>6"</del>	<del>Mesh</del>	<del>30"</del>	<del>550</del>
<del>SC50136</del>	<del>Stainless Steel</del>	<del>6"</del>	<del>Mesh</del>	<del>36"</del>	<del>550</del>
<del>SCB50130</del>	<del>Stainless Steel</del>	<del>6"</del>	<del>Baffle</del>	<del>30"</del>	<del>550</del>
SCB50136	Stainless Steel	6"	Baffle	36"	550

Cyclone Range Hoods Inc.

1361 Huntingwood Drive, Unit 16, Toronto, ON, M1S 3J1, Canada.

Toll Free: 1-888-293-5662 Tel: (416) 293-0933 Fax: (416) 293-4793 Website: [www.CycloneRangeHoods.com](http://www.CycloneRangeHoods.com)

# SC(B)501 | ALITO Collection

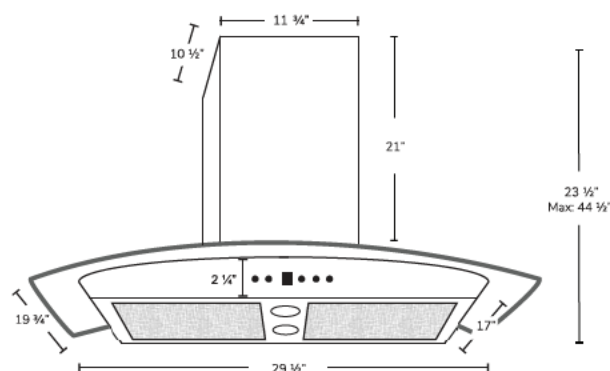
Hz  
Hz

**Cyclone**®  
Breathe Better

## Features

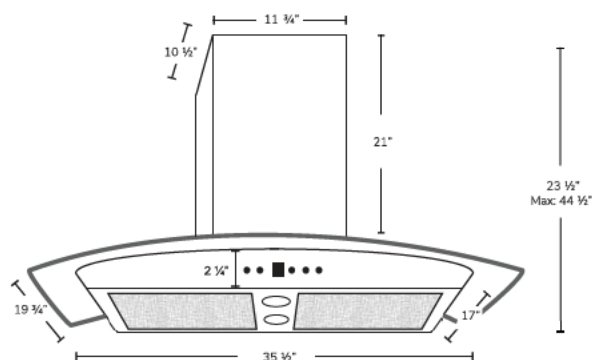
- Wall mount range hood
- 6" round duct adapter
- Non-stick aluminum fan blades
- 3 speed push button control
- 2 LED lights (2 x 1.4W, 4000K)
- Quick release aluminum mesh filters
- Standard chimney fits up to 9 ft. ceiling
- Up to 9 minutes time-delay OFF feature
- Plug-in connection

SC(B)50130



FRONT

SC(B)50136



FRONT

## Options

- Filters:
  - SC501 - ~~Quick Release Aluminum Mesh Filters~~
  - SCB501 - Quick Release Stainless Steel Baffle Filters
- Chimney Flues:
  - B1.CH16 - short (7'-8' ceilings)
  - B1.CH22 - standard (8'-9' ceilings)
  - B1.CH32 - extended (9'-11' ceilings)
- Widths: ~~30"~~ 36"

## Specifications

- |  |  |  |
|--|--|--|
| <ul style="list-style-type: none"><li>▪ Air Flow Volume: 550 CFM</li><li>▪ Electrical Connection: 120 V/60 Hz</li><li>▪ Power Consumption: 300 Watts</li></ul> | <ul style="list-style-type: none"><li>▪ Current: 2.5 Amps</li><li>▪ Fan Speed: 1599 RPM</li><li>▪ Fan Type: Centrifugal Blower</li></ul> | <ul style="list-style-type: none"><li>▪ Finishes: Stainless Steel</li><li>▪ Ducting: 6" Round</li><li>▪ Noise Level: Min. 2 Sones<br/>Max. 6 Sones</li></ul> |
|--|--|--|



# SC(B)501 | ALITO Collection

**Cyclone**®  
Breathe Better



## Wall Mount

A very attractive exhaust fan, the SC(B)501 is the perfect balance of substance and style. The arched glass canopy frames a classic design giving it a modern appeal. The hood features a three-speed digital control panel. Two LED lights, two mesh or baffle filters and a quiet, efficient motor. Fitted with a time-delay OFF feature up to nine minutes.



## Green Features



3 Speed Push Button  
Control Panel



Long-Lasting  
LED Lights



Time-Delay  
OFF Feature



Grease Cup

Model	Colour	Ducting	Filters	Size	CFM
<del>SC50130</del>	<del>Stainless Steel</del>	<del>6"</del>	<del>Mesh</del>	<del>30"</del>	<del>550</del>
<del>SC50136</del>	<del>Stainless Steel</del>	<del>6"</del>	<del>Mesh</del>	<del>36"</del>	<del>550</del>
<del>SCB50130</del>	<del>Stainless Steel</del>	<del>6"</del>	<del>Baffle</del>	<del>30"</del>	<del>550</del>
SCB50136	Stainless Steel	6"	Baffle	36"	550

Cyclone Range Hoods Inc.

1361 Huntingwood Drive, Unit 16, Toronto, ON, M1S 3J1, Canada.

Toll Free: 1-888-293-5662 Tel: (416) 293-0933 Fax: (416) 293-4793 Website: [www.CycloneRangeHoods.com](http://www.CycloneRangeHoods.com)



# SC(B)501 | ALITO Collection

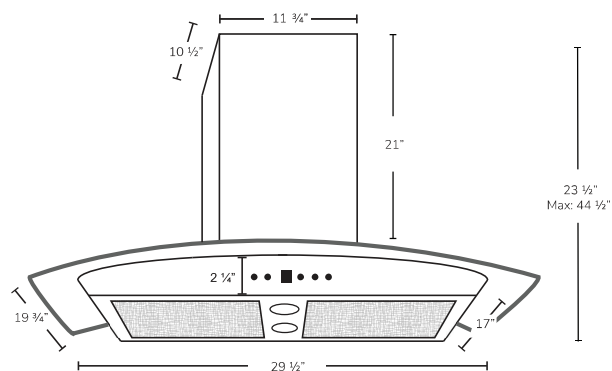
Hz  
Hz

**Cyclone**<sup>®</sup>  
Breathe Better

## Features

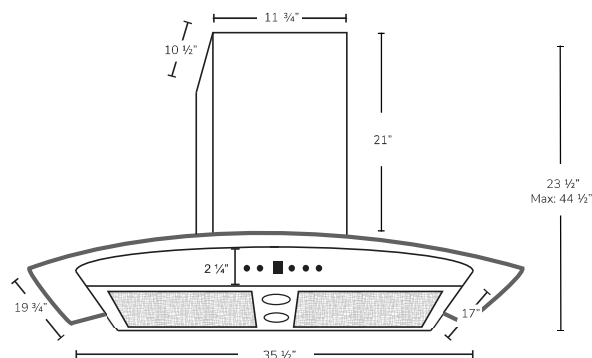
- Wall mount range hood
- 6" round duct adapter
- Non-stick aluminum fan blades
- 3 speed push button control
- 2 LED lights (2 x 1.4W, 4000K)
- Quick release aluminum mesh filters
- Standard chimney fits up to 9 ft. ceiling
- Up to 9 minutes time-delay OFF feature
- Plug-in connection

SC(B)50130



FRONT

SC(B)50136



FRONT

## Options

- Filters:
  - SC501 - ~~Quick Release Aluminum Mesh Filters~~
  - SCB501 - Quick Release Stainless Steel Baffle Filters
- Chimney Flues:
  - B1.CH16 - short (7'-8' ceilings)
  - B1.CH22 - standard (8'-9' ceilings)
  - B1.CH32 - extended (9'-11' ceilings)
- Widths: ~~30~~, 36"

## Specifications

- |  |  |  |
|--|--|--|
| <ul style="list-style-type: none"><li>▪ Air Flow Volume: 550 CFM</li><li>▪ Electrical Connection: 120 V/60 Hz</li><li>▪ Power Consumption: 300 Watts</li></ul> | <ul style="list-style-type: none"><li>▪ Current: 2.5 Amps</li><li>▪ Fan Speed: 1599 RPM</li><li>▪ Fan Type: Centrifugal Blower</li></ul> | <ul style="list-style-type: none"><li>▪ Finishes: Stainless Steel</li><li>▪ Ducting: 6" Round</li><li>▪ Noise Level: Min. 2 Sones<br/>Max. 6 Sones</li></ul> |
|--|--|--|



Toronto • Vancouver • Boston

[www.CycloneRangeHoods.com](http://www.CycloneRangeHoods.com)