Jerome Rivera
City of Ottawa
Building Services Branch
JULY-22-2011
Building Code Reviewed

AREA = 333.24 SM
(3587 SF)



5 UNIT T20-6 (REV.) ELEV. 'A'

RIGHT SIDE ELEVATION

5 UNIT T20-6 (REV.) ELEV. 'A' | 6 UNIT T20-1 ELEV. 'A' | 7 UNIT T20-1 (REV.) ELEV. 'A' | 8 UNIT T20-8 ELEV. 'A'

REAR ELEVATION

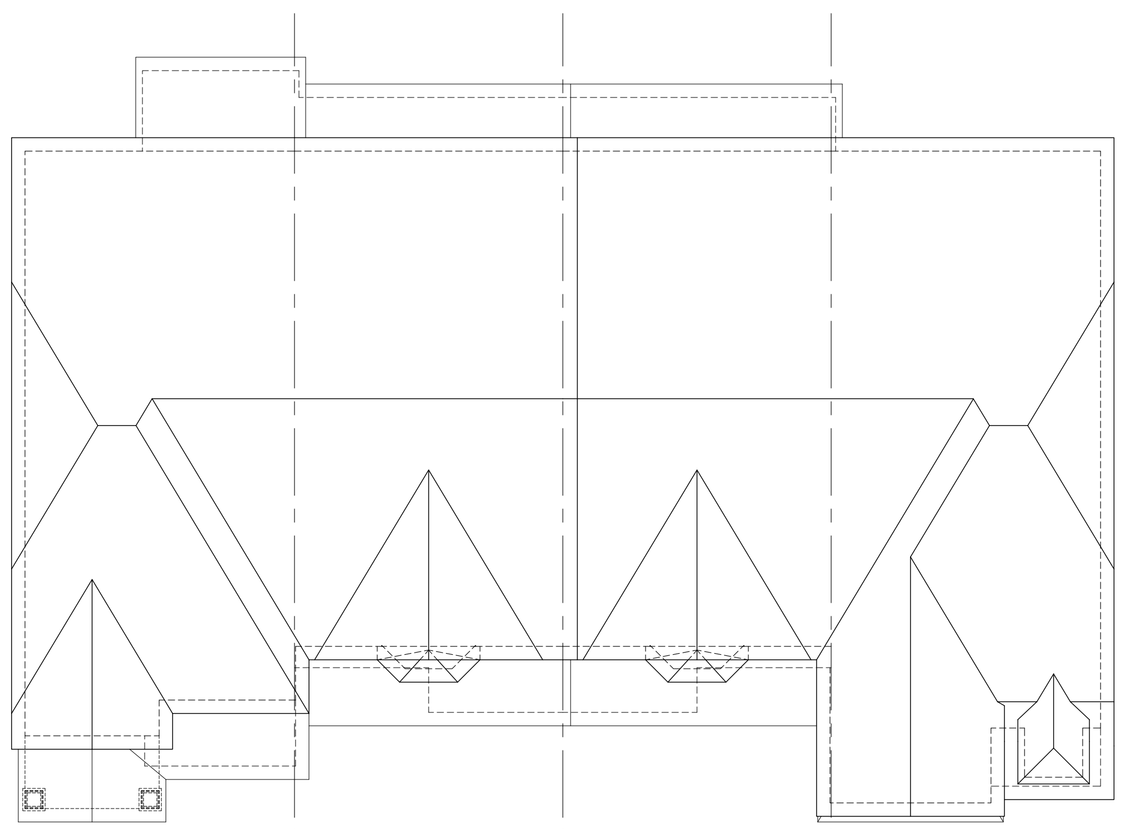

8 UNIT T20-8 ELEV. 'A' | 7 UNIT T20-1 (REV.) ELEV. 'A' | 6 UNIT T20-1 ELEV. 'A' | 5 UNIT T20-6 (REV.) ELEV. 'A'

ROOF PLAN

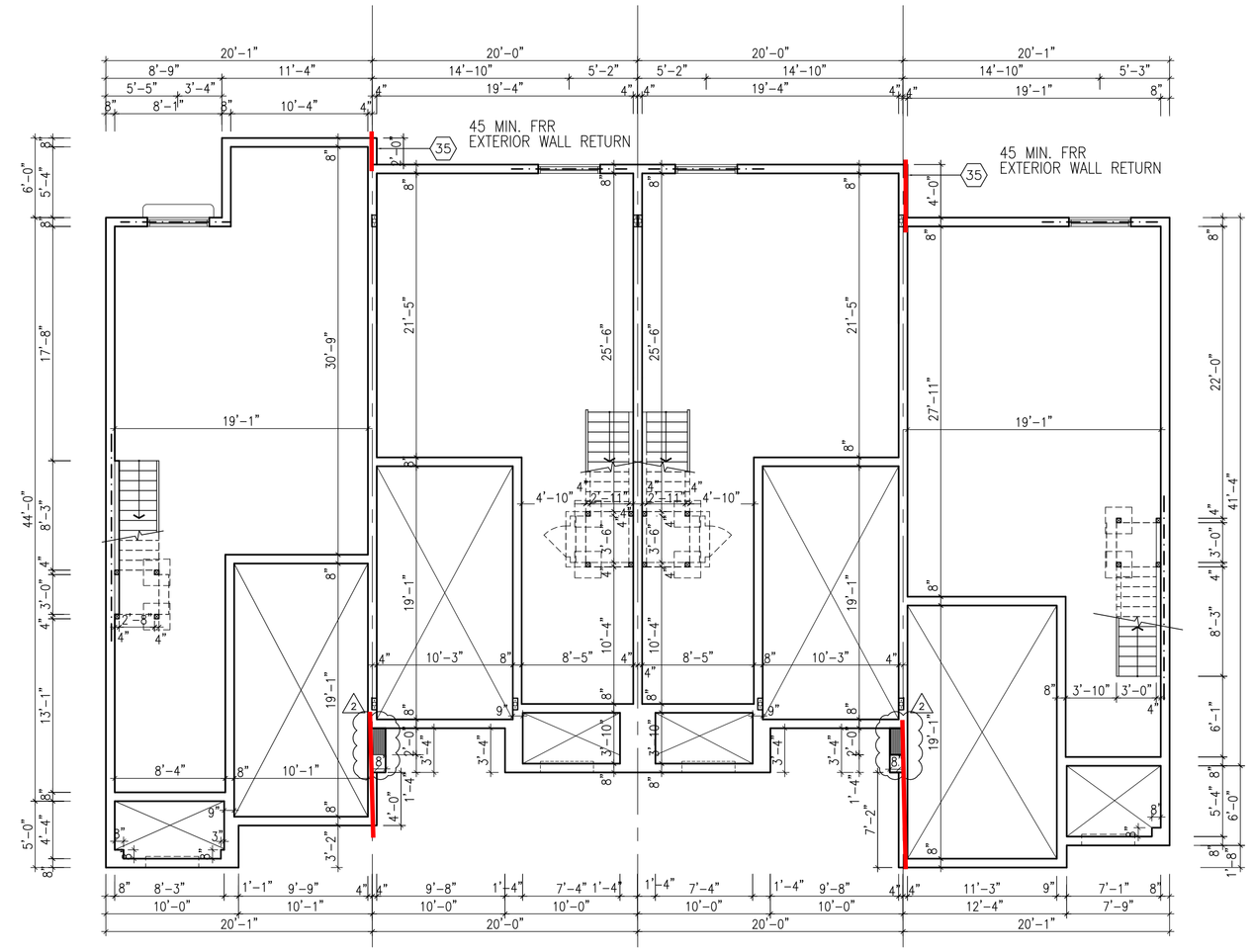

8 UNIT T20-8 ELEV. 'A' | 7 UNIT T20-1 (REV.) ELEV. 'A' | 6 UNIT T20-1 ELEV. 'A' | 5 UNIT T20-6 (REV.) ELEV. 'A'

FOUNDATION PLAN

8 UNIT T20-8 ELEV. 'A'

LEFT SIDE ELEVATION

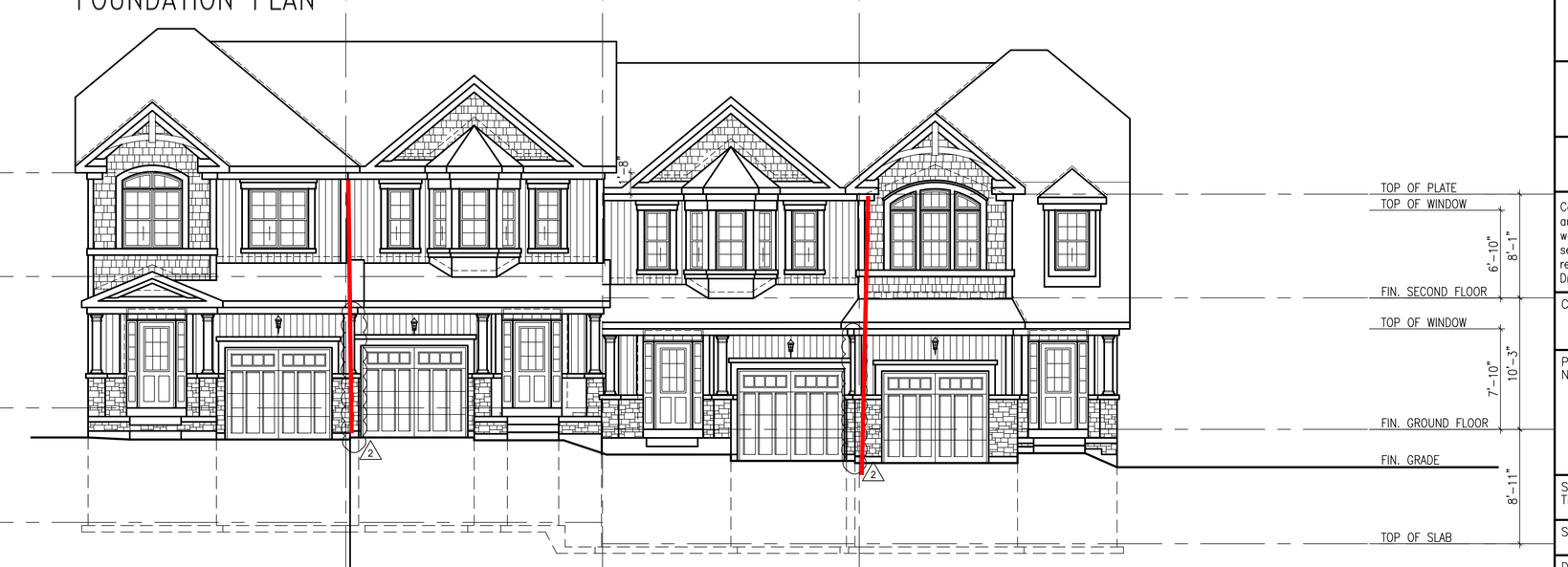

8 UNIT T20-8 ELEV. 'A' | 7 UNIT T20-1 (REV.) ELEV. 'A' | 6 UNIT T20-1 ELEV. 'A' | 5 UNIT T20-6 (REV.) ELEV. 'A'

FRONT ELEVATION

BLOCK 173

35

FRAMEWALL/ SIDING CONSTRUCTION
(FOR WALLS LESS THAN 1.2M (3'-11") FROM THE LOT LINE)
45 MINUTE FIRE RATED WALL
PROVIDE A CONTINUOUS LAYER OF 12.7mm (1/2") TYPE 'X' GYPSUM BOARD (INTERIOR SIDE) INSTALLED SO THAT ALL EDGES ARE SUPPORTED, TAPED AND FILLED. SPACE BETWEEN WOOD STUDS TO BE FILLED WITH PREFORMED MINERAL FIBRE INSULATION WITH A MASS OF NOT LESS THAN 1.22 Kg/SQ.M. AND MUST FILL AT LEAST 90% OF THE CAVITY THICKNESS. THE TYPE 'X' & INSULATION MUST BE RUN CONTINUOUSLY BEHIND ALL INTERSECTING PARTITIONS, MECHANICAL CHASES, BATHTUBS, SHOWERS, ETC. ENSURE INSULATION & TYPE 'X' IS INSTALLED IN GARAGE EXTERIOR WALLS.
(REFER TO SECTION 2.3 OF SUPPLEMENTARY GUIDELINES)
PROVIDE 1/2" EXTERIOR GRADE GYPSUM BOARD SHEATHING BEHIND SIDING
(REFER TO B.M.E.C. 87-8-105)

HEADER/RIM JOIST LEVEL
(FOR WALLS LESS THAN 1.2M (3'-11") FROM THE LOT LINE)45 MINUTE FIRE RATING @ HEADER
PROVIDE 15.9mm (5/8") TYPE 'X' GYPSUM BOARD BETWEEN FLOOR JOIST AT THE HEADER OR CONTINUOUSLY ALONG THE RIM JOIST WHEN FLOOR JOISTS ARE PARALLEL TO RIM JOIST TO MAINTAIN 45 MINUTE FIRE RATING.

No.	Revision	Date	By
4	ISSUED FOR PERMIT	JUL. 11/11	MD
3	REV. FLR. PLATES TO 1'-8" PER GRADING	JUL 8/11	MD
2	ADDED HALF-COLUMN	JUN 24/11	MD
1	ISSUED FOR CLIENT REVIEW	XXX. XX/XX	XX

Drawn by D GOUNDRY
Checked by XXXX XXXX

ONTARIO ASSOCIATION OF ARCHITECTS
KENNETH M VILJOEN
LICENCE 2393

Viljoen Architect Inc.
BCDN: 674
300 A Wilson Avenue
Toronto, Ontario
M3H 1S8
TEL: (416) 630-2255
FAX: (416) 630-4782
EMAIL: info@viljoenarch.com

Contractor must verify all dimensions on the job and report any discrepancy to the architect before proceeding with the work. All drawings and specifications are instruments of service and the property of the architect which must be returned at the completion of the work.
Drawings are NOT to be scaled.

Client: PHOENIX HOMES

Project Name: BROUGHTON LANDS
OTTAWA, ONTARIO

BLOCK 173

Sheet Title: BLOCK PLAN/ELEVATION

Scale: 1/8"=1'-0"

Date: JULY 2010

Project No.: 07032

File No.: 07032-BLOCKS

Drawing No.: 1 / 1

drawing - H:\PROJECTS\07032-BROUGHTON LANDS\DWGS\07032-ALL BLOCKS.dwg - Mon, Jul 11 2011 - 3:53 PM