

24" Scoop Handle Dishwasher

300 Series DLX – Stainless Steel SHS863WD5N



BOSCH
Invented for life



SHS863WD5N
Stainless Steel

Also available in:

White SHS863WD2N
Black SHS863WD6N

The 3rd rack provides the perfect space for silverware and large utensils while its V shape leaves room below for taller items.

Features & Benefits

44 dBA: dishwasher runs quietly so your kitchen conversations aren't interrupted.

With PrecisionWash™, intelligent sensors and precision spray arms target every item of every load, so dishes come out sparkling clean every time.

The AquaStop® leak protection system contains leaks through a precisely engineered system. If a leak occurs, the system contains it by shutting down operation and pumping out water. So you have the ultimate peace of mind whether you are away or at home.

General Properties

Number of wash cycles	5
Number of options	5
dBA	44
Third rack	Standard 3rd Rack
Rack adjustability	Rackmatic®
Tub material	Stainless Steel
Control type	Buttons
Concealed water heating element	Yes
Leak protection system	24/7 AquaStop®
Water softener	No
Five-level wash	Yes
ChildLock	No
Special features	InfoLight®, Extra Dry Option

Efficiency

Water usage per cycle	3.5
Energy efficiency class	Tier 1
ENERGY STAR® qualified	Yes
Total annual energy consumption (kWh)	269
Total annual water consumption (g)	623.5

Capacity

Number of place settings	16
--------------------------	----

Technical Details

Watts (W)	1440 W
Current (A)	12 Amps
Volts (V)	120 V
Frequency (Hz)	60 Hz
Power cord length - Install length from corner of unit	67" 45"
Minimum water pressure (lb/sin)	14
Length outlet hose (in)	79"

Dimensions & Weight

Overall appliance dimensions (HxWxD) (in)	33 7/8" x 23 9/16" x 23 3/4"
Required cutout size (HxWxD) (in)	33 7/8" x 23 5/8" x 24"
Adjustable feet	Yes
Net weight (lbs)	91 lbs

Accessories—Optional

Junction Box	SMZPCJB1UC
Bosch Dishwasher Water Supply Hose	SMZSH002UC
Drain Hose Extension Kit	SGZ1010UC
Dishwasher Accessory Kit	SMZ5000
Anti-Tarnish Silverware Cassette	SMZ5002UC
Edge Protector	SMZEP001UC



Accessories: To purchase Bosch accessories, cleaners & parts please visit www.bosch-home.com/us/store or call 1-800-944-2904 (Mon to Fri 5 am to 6 pm PST, Sat 6 am to 3 pm PST).

Notes: All height, width and depth dimensions are shown in inches. BSH reserves the absolute and unrestricted right to change product materials and specifications, at any time, without notice. Consult the product's installation instructions for final dimensional data and other details prior to making cutout.

Warranties: Please see Use & Care manual or Bosch website for statement of limited warranty.

For more information on our entire line of products, go to www.bosch-home.com/us or call 1-800-944-2904

© BSH Home Appliances Corporation. All rights reserved. Bosch is a registered trademark of Robert Bosch GmbH.

24" Scoop Handle Dishwasher

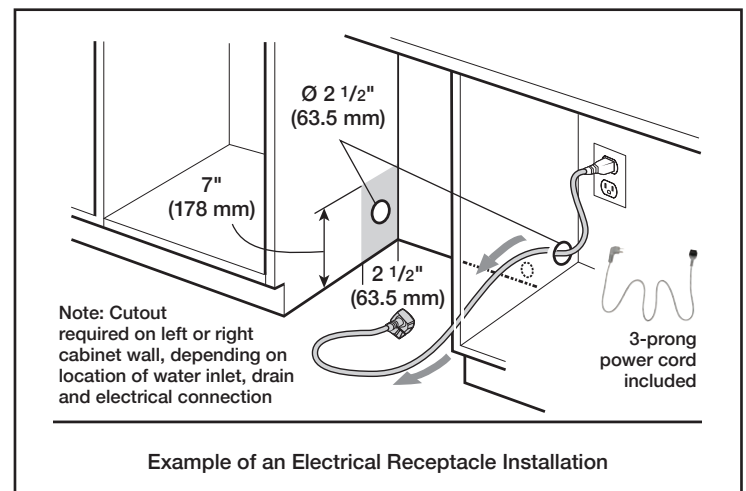
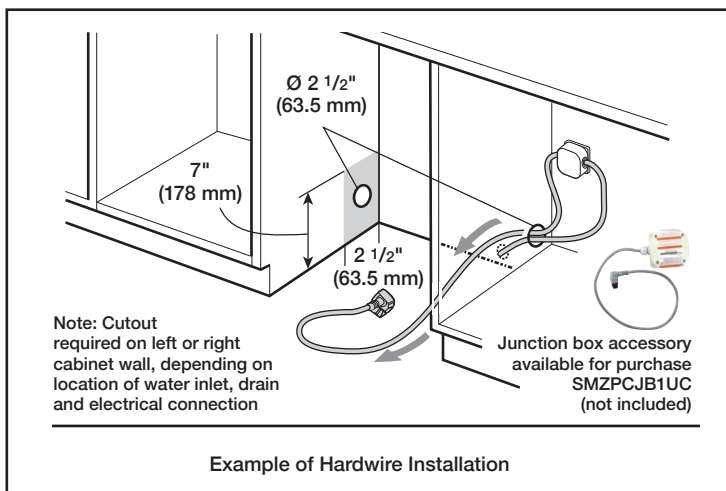
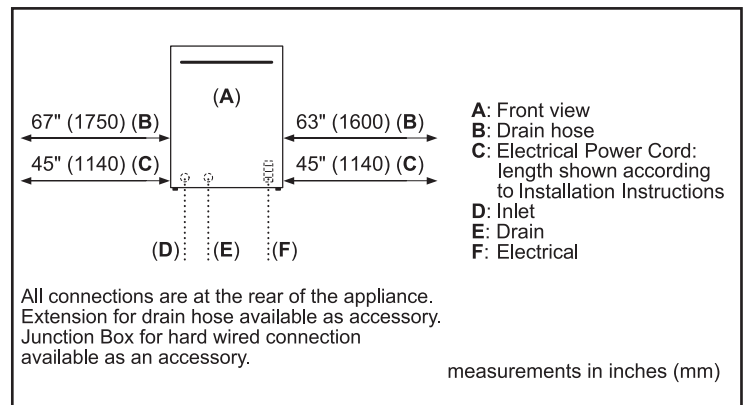
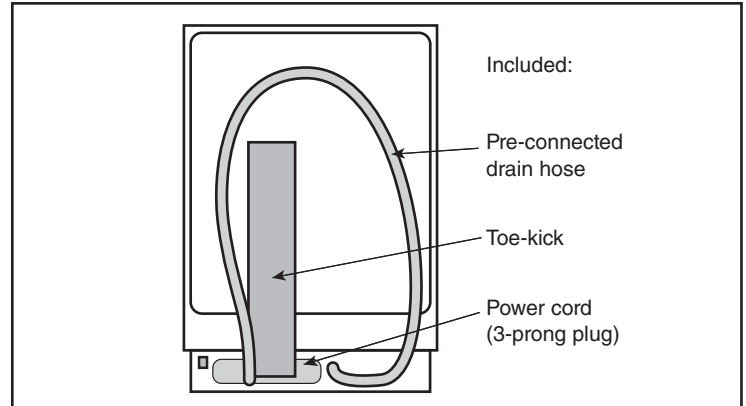
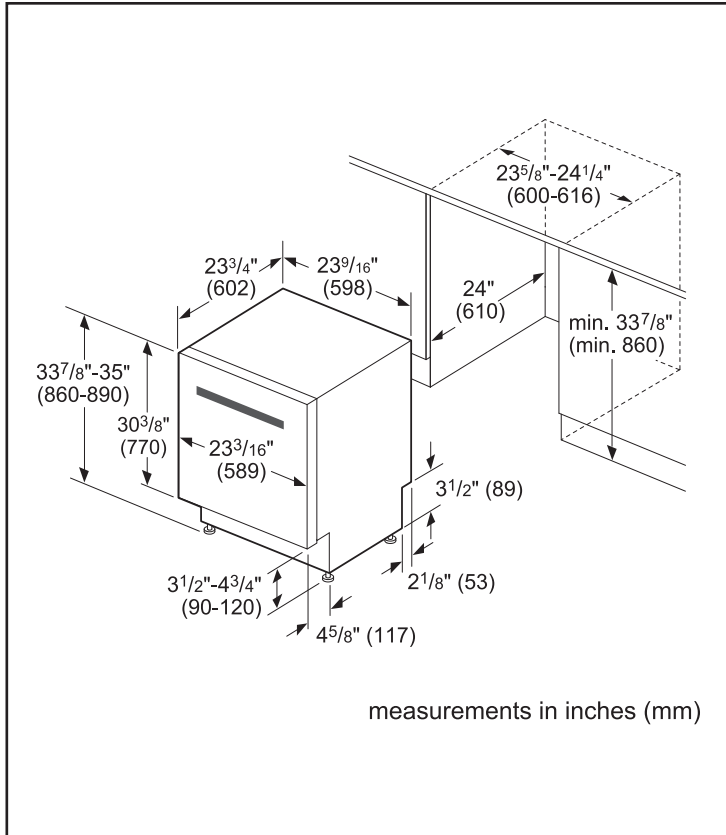
300 Series DLX – Stainless Steel SHS863WD5N



BOSCH

Invented for life

Installation Details



Accessories: To purchase Bosch accessories, cleaners & parts please visit www.bosch-home.com/us/store or call 1-800-944-2904 (Mon to Fri 5 am to 6 pm PST, Sat 6 am to 3 pm PST).

Notes: All height, width and depth dimensions are shown in inches. BSH reserves the absolute and unrestricted right to change product materials and specifications, at any time, without notice. Consult the product's installation instructions for final dimensional data and other details prior to making cutout.

Warranties: Please see Use & Care manual or Bosch website for statement of limited warranty.

For more information on our entire line of products, go to www.bosch-home.com/us or call 1-800-944-2904

© BSH Home Appliances Corporation. All rights reserved. Bosch is a registered trademark of Robert Bosch GmbH.

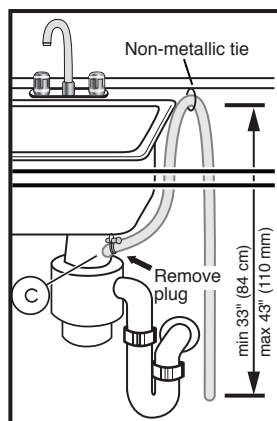
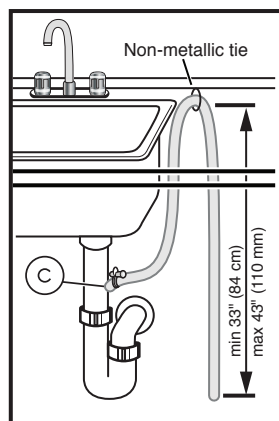
24" Scoop Handle Dishwasher

300 Series DLX – Stainless Steel SHS863WD5N



BOSCH
Invented for life

Installation Details



Note: Plumbing installations will vary - refer to local codes. Drain hose included is 79" (201 cm) and can be extended to a maximum of 155 3/4" (396 cm).

Always use the approved drain hose extension kit (SGZ1010UC).

Ensure a portion of the drain hose is raised between min. 33" (84 cm) and max. 43" (110 cm) above the cabinet floor.

Accessories: To purchase Bosch accessories, cleaners & parts please visit www.bosch-home.com/us/store or call 1-800-944-2904 (Mon to Fri 5 am to 6 pm PST, Sat 6 am to 3 pm PST).

Notes: All height, width and depth dimensions are shown in inches. BSH reserves the absolute and unrestricted right to change product materials and specifications, at any time, without notice. Consult the product's installation instructions for final dimensional data and other details prior to making cutout.

Warranties: Please see Use & Care manual or Bosch website for statement of limited warranty.

For more information on our entire line of products, go to www.bosch-home.com/us or call 1-800-944-2904

© BSH Home Appliances Corporation. All rights reserved. Bosch is a registered trademark of Robert Bosch GmbH.

05/19

36" Counter-Depth 4-Door Refrigerator

800 Series – Stainless Steel B36CL80SNS



BOSCH
Invented for life



B36CL80SNS
Stainless Steel

Introducing the revolutionary, new FarmFresh System™, with four freshness technologies designed to work together to keep your food fresher, longer. Enjoy less food waste, new innovative features and more thoughtful design.

Features & Benefits

VitaFreshPro™ provides pre-programmed freshness settings to optimize temperature and humidity to keep meat, fish, and produce fresher, longer.

Interior Water Dispenser is thoughtfully placed inside for refreshing water at the touch of a button or a push of a nozzle.

FlexBar™ utilizes typically unused space in the upper refrigerator cavity.

General Properties

Full 72" height and true counter depth for built-in appearance	Yes
Easy Clean Stainless Steel	Yes
Lighting	Recessed LED light bars
Number of compressors/evaporators	2 / 2
Defrost process refrigerator section	Frost-free
Number of shelves – refrigerator	5
Adjustable shelves – refrigerator	4 half-width
Shelf material – refrigerator	Tempered glass
Type of shelves – refrigerator	Frameless split shelves with metal trim
Flexible storage bar	FlexBar™
Gallon storage bins	2
Humidity control compartments	2
Full width temp. & humidity controlled drawer	VitaFreshPro™
Ice maker	Yes
Water filter	UltraClarityPro™
Internal water dispenser	Yes
Touch control panel	Yes
AirFresh® filter	Yes
FreshProtect™ ethylene filter	Yes
MultiAirFlow™	Yes
Stainless steel back wall	Yes
Defrost process freezer section	Automatic
Number of drawers – freezer	3
Wi-Fi enabled	Yes, Home Connect™ app

Capacity

Total capacity (cu. ft.)	20.5
Refrigerator capacity (cu. ft.)	14.5
Freezer capacity (cu. ft.)	6

Technical Details

Current (A)	15 A
Volts (V)	115 V
Frequency (Hz)	60 Hz
Power cord length (in.)	91
Plug type	120V-3 prong

Dimensions & Weight

Appliance dimensions with hinges, handles and doors (H x W x D) (in.)	72"* x 35 5/8" x 31 1/8"
Appliance dimensions without hinges and doors (H x W x D) (in.)	71 1/2" x 35 5/8" x 24"***
Appliance dimensions with hinges and doors, no handles (H x W x D) (in.)	72"* x 35 5/8" x 28 3/4"
Required cutout size (H x W x D) (in.)	72" x 36" x 25"
Net weight (lbs)	350 lbs

Efficiency

Energy consumption (kWh/yr)	568
ENERGY STAR® qualified	Yes

Accessories

UltraClarityPro™ Water Filter: BORPLFTR50
FlexBar™ Bottle Holder: BOFLEXBOTL
FlexBar™ Deep Shelf: BOFLEXLGSH
FlexBar™ Shallow Shelf: BOFLEXSMSh
Ethylene Filter Refill Kit: FPETHRF50

*When leveling legs are fully extended, add 5/8" to overall height, total 72 5/8".

**The cutout depth of 25" includes the required 1" airflow. The electrical covers on the back of unit do not require additional depth.

Accessories: To purchase Bosch accessories, cleaners & parts please visit www.bosch-home.com/us/store or call 1-800-944-2904 (Mon to Fri 5 am to 6 pm PST, Sat 6 am to 3 pm PST).

Notes: All height, width and depth dimensions are shown in inches. BSH reserves the absolute and unrestricted right to change product materials and specifications, at any time, without notice. Consult the product's installation instructions for final dimensional data and other details prior to making cutout.

Warranties: Please see Use & Care manual or Bosch website for statement of limited warranty.

For more information on our entire line of products, go to www.bosch-home.com/us or call 1-800-944-2904

© BSH Home Appliances Corporation. All rights reserved. Bosch is a registered trademark of Robert Bosch GmbH.

Home Connect



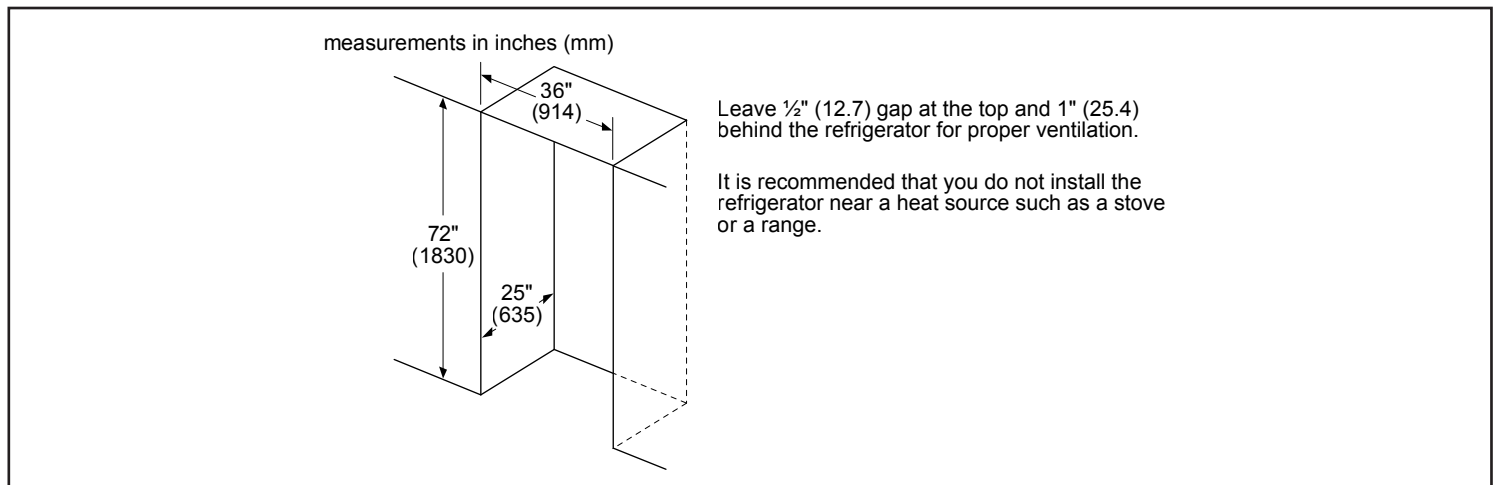
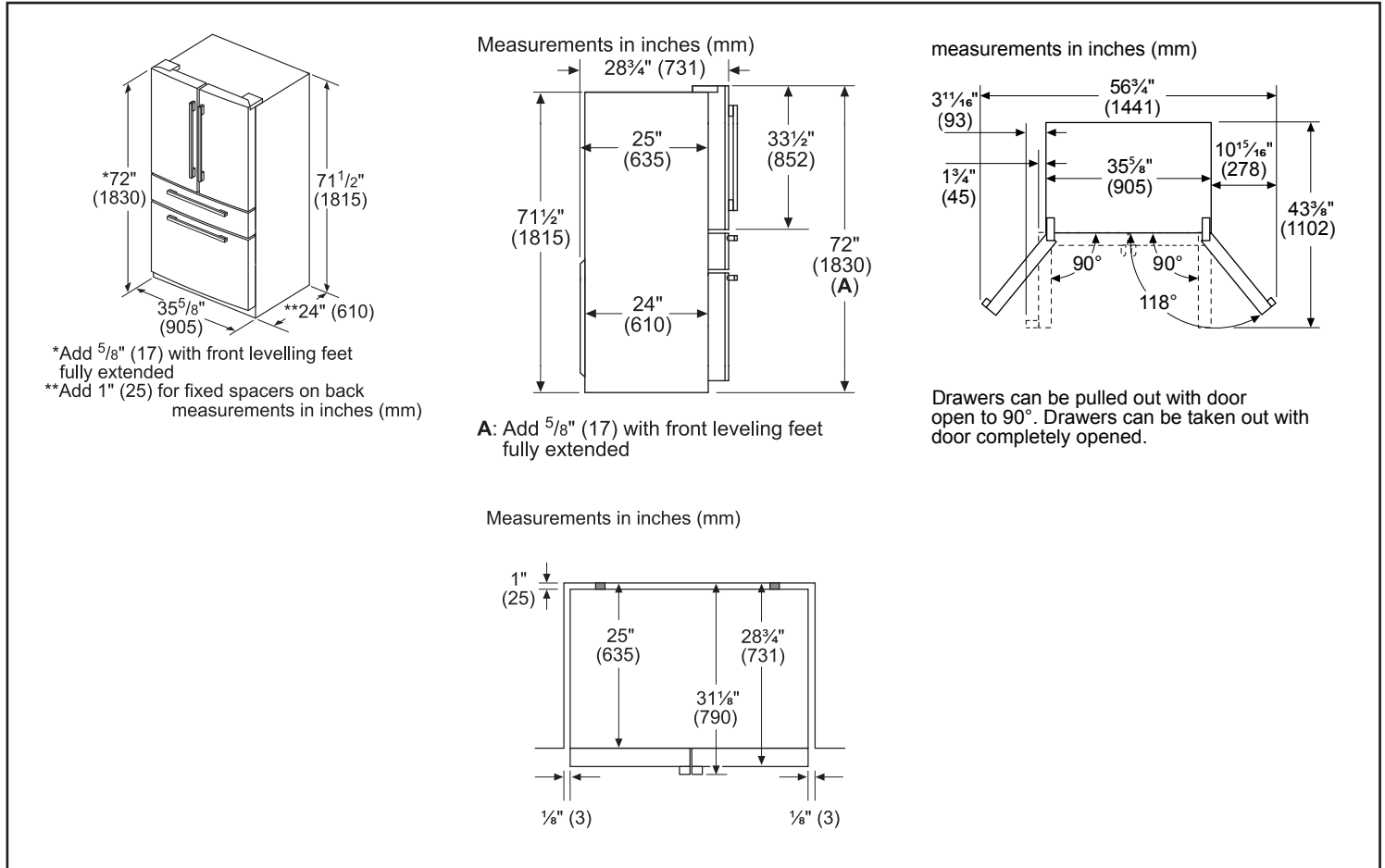
36" Counter-Depth 4-Door Refrigerator

800 Series – Stainless Steel B36CL80SNS



BOSCH
Invented for life

Installation Details



Accessories: To purchase Bosch accessories, cleaners & parts please visit www.bosch-home.com/us/store or call 1-800-944-2904 (Mon to Fri 5 am to 6 pm PST, Sat 6 am to 3 pm PST).

Notes: All height, width and depth dimensions are shown in inches. BSH reserves the absolute and unrestricted right to change product materials and specifications, at any time, without notice. Consult the product's installation instructions for final dimensional data and other details prior to making cutout.

Warranties: Please see Use & Care manual or Bosch website for statement of limited warranty.

For more information on our entire line of products, go to www.bosch-home.com/us or call 1-800-944-2904

© BSH Home Appliances Corporation. All rights reserved. Bosch is a registered trademark of Robert Bosch GmbH.

FULGOR
MILANO

600 Serie 36" Professional Hood

F6PH36S1



Series		600
Type		Professional
Size		36"
Colour		stainless steel
PERFORMANCES		
OUTPUT (CFM)		600
OUTPUT (m3/h)		1000
NOISE		72
MOTOR & CONTROLS		
CONTROL		4 speed mechanical control
VENTING TYPE		Ducted and recirculating
FEATURES		
FILTER		Pro baffle
LIGHTING		2 x1,2 w Led
DUCT SPECIFICATION		5 15/16 - 15 cm
DOCUMENTATION		
APPROVALS		cCSAus
Dimensions/Weight		
Overall dim - width		35 7/8" -91 cm
Overall dim - height		18" - 46 cm
Overall dim - depth		24 " - 61 cm
Cut out (wxd)		-
Gross (Net) weight (kg)		32 (28)
Power / Ratings (115 V, 60 Hz)		
KW rating		430W -3.8A
Power cord + Plug		yes
INSTRUCTIONS FOR USE		
Use & Care Manual		EN, FR, SP
Installation Manual		EN, FR, SP

Silhouette



EMMENTAL

24" French Door Beverage Center - SBC051D1BSS

PRODUCT FEATURES

ELIMINATE STORAGE INCONSISTENCIES

Dual temperature zones bring an end to tough multi-beverage storage decisions. Wine and beverages require customized levels of cool, so two independently controlled sections, accessible through classic French doors, allow proper temps to be set for your distinct selection.

BANISH ICE BUILD UP

The frost-free, fan-forced cooling system in this unit makes unsightly and often damaging ice accumulation obsolete. The efficient defrosting system ensures you'll never deal with over-frozen frustrations.

NEVER BE LEFT IN THE DARK

The true, blue LED track lighting that illuminates the interior of this unit exquisitely displays your wine without any damaging heat. It is 50% brighter than the previous model and now offers 3 lighting options

*Where some see room for an appliance;
We see room for an experience*

www.silhouetteappliances.com

PRODUCT DESCRIPTION

What prizes are hidden behind doors 1 and 2? Your expertly preserved beverages of choice. This built-in features double the temperature zones to store your wine and beverages simultaneously and fan-forced cooling assists you in enjoying frost-free luxury.

SPECIFICATIONS

Dimensions

Width	60cm	23.8"
Depth	60cm	23.75"
Height	86cm	34"

Capacity

Bottle Capacity 750ml	60
Can capacity 330ml	27

Temperature Range

Temperature	Low: 2.8 °C	High: 17.8 °C
-------------	-------------	---------------

WARRANTY

The Silhouette SBC051D1BSS model comes with a 24-month warranty on parts and labour with convenient in-home service. The installation and yearly maintenance (cleaning) of the fridge are not covered under the warranty.

Danby Products Ltd. PO Box 1778, Guelph, Ontario Canada N1H 2Z9 (519) 837-0920 FAX: (519) 837-0449

We can make elegance look effortless, but it is always evolving. This is why our specifications may also change along the way, so these specifications are subject to change without notice. MSRP is Manufacturer's Suggested Retail Price and may not necessarily be the price at which the product is sold.

MAST366RTBXT

MASTER SERIES

36" GAS RANGETOP 6 BRASS BURNERS



Bring Italian design and precision into your kitchen with the Bertazzoni signature counter-depth rangetop, designed to install flush with surrounding countertops and cabinets.

Cook like a pro on the six Monobloc brass burners and cast iron contour grates, spaciouly laid out to accommodate pots of different sizes.

Crank up the heat to boil water, sear meat or cook with a wok using the two power burners with dual ring flame, which boil water faster than any burner in their class.

Delicately melt chocolate on the simmer burner.

Protect your house and your family with the 100% fail-safe thermocouple technology that immediately shuts off the flow of gas in case of a flame outage.

Clean in no time after cooking, thanks to the seamless one-piece stainless worktop with integrated spill-control dams.

Designed and manufactured with pride by Bertazzoni in Italy.

Industry leading 2 years parts and labor warranty.

PRODUCT FEATURES

Maintop	6 burners
Burner power	2 power burners 19000 BTU 1 rapid burner 10400 BTU 2 medium burners 5900 BTU 1 simmer burner 3500 BTU
Ignition system	Electric with thermocouple safety device
Grates	Cast iron
Included accessories	1" stainless steel trim Wok ring Simmer ring

TECHNICAL SPECIFICATIONS

Electrical supply	120 V 60 HZ - 0.01 W 1 Amps
Power connection	NEMA 5-15P with 59" power cord
Certification	UL
Warranty	2 years parts & labor
Gas type	NG
Conversion kit included	LPG
Packaging dimensions and weight	W 40" H 12 3/8" D 30 1/8" 75.0 lbs

OPTIONAL ACCESSORIES

CIG36	Cast iron griddle for PROF/MAST/HERT Series ranges and rangetops
-------	--

MAST366RTBXT

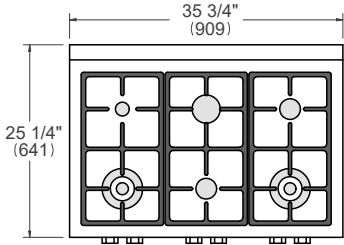
MASTER SERIES

36" GAS RANGETOP 6 BRASS BURNERS

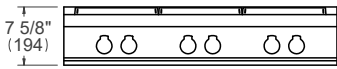


PRODUCT DIMENSIONS

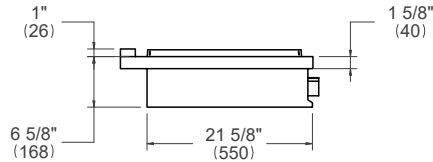
TOP VIEW



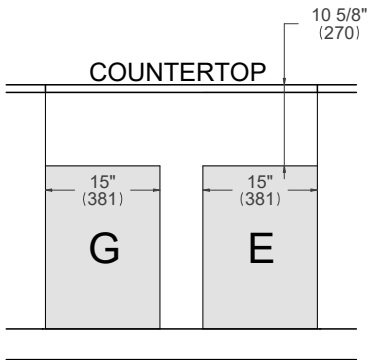
FRONT VIEW



SIDE VIEW



ELECTRICAL & GAS CONNECTION



- E

A properly-grounded, horizontally-mounted electrical receptacle should be installed according to this drawing.
- G

An agency-approved, properly-sized manual shut-off valve should be installed according to this drawing.

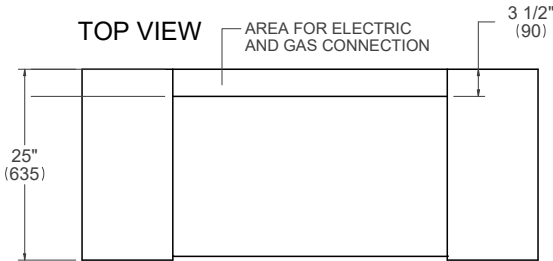
INSTALLATION REQUIREMENTS

Combustible material cannot be installed within shaded area.

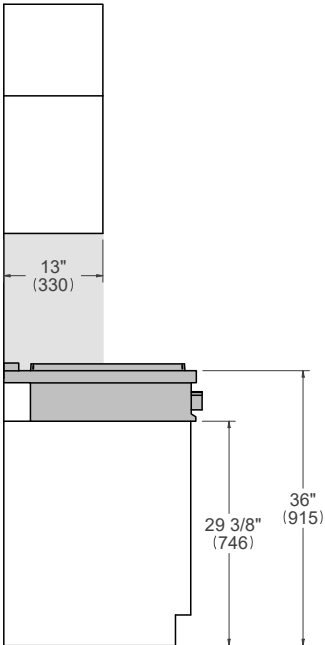
For installation with an updraft or downdraft hood as well as any OTR, refer to the hood/OTR manufacturer's installation requirements.

CUTOUT DIMENSIONS

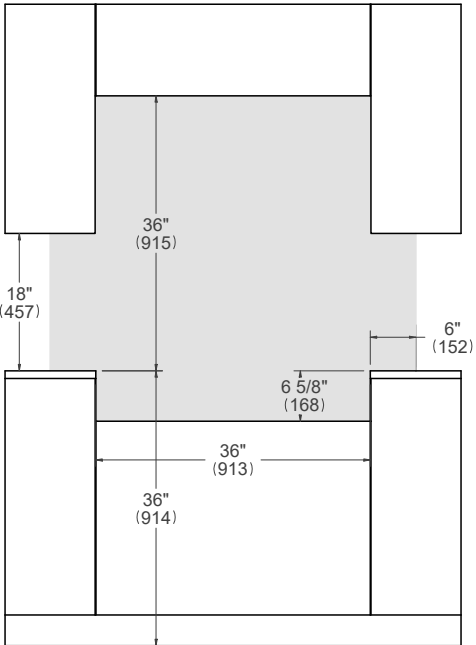
TOP VIEW



SIDE VIEW



FRONT VIEW



For installation of multiple products in combination, refer to the Design Guide at us.bertazzoni.com or ca.bertazzoni.com

**800 Series, Combination Oven, 30",
Stainless steel
HBL87M53UC**



Included accessories

x oven racks /lower
x temperature probe /lower

Optional accessories

HEZTR301 : Telescopic Oven Rack 30"

**Bosch microwave combination ovens
create an all-in-one cooking center with an
upper microwave and a Genuine European
Convection oven below**

- **Home Connect:** home appliances with smart connectivity for an easier everyday life.

Technical Data

Cooking mode :	Microwave
Cooking method second cavity :	
3rd element convection, Convection Bake, Convection	
Broil, Convection Roast, Dough proving setting, Pizza	
setting, Small area grill, Top/bottom heating, Top heating,	
1/3 bottom heat., Variable small-area grill, Warming	
Integrated Cleaning system :	No
Number of interior lights :	1
Included accessories :	
x oven racks /lower, x temperature probe	
Bake Element Wattages cavity 1 (W) :	600
Broil Element Wattages cavity 1 (W) :	1750
Convection Element Wattages cavity 1 (W) :	1700
Microwave Wattages (W) :	1000
UPC code :	825225960164
Product color :	Stainless steel
Energy source :	Electric
Watts (W) :	7975
Current (A) :	40
Volts (V) :	208-240
Frequency (Hz) :	60
Approval certificates :	CSA
Power cord length (in) :	50"
Power cord length (cm) :	127.0
Appliance Dimensions (h x w x d) (cm) :	124.4 x 75.5 x 62.2
Required cutout size (HxWxD) (in) :	48 5/8" x 28 1/2" x 23 1/2"
Overall appliance dimensions (HxWxD) (in) :	49" x 29 3/4" x 24 1/2"
Overall appliance dimensions (HxWxD) (mm) :	1244 x 755 x 622
Product packaging dimensions (HxWxD) (in) :	55 3/4" x 34" x 31 1/2"
Product packaging dimensions (HxWxD) (mm) :	1441 x 787 x 863
:	328
Net weight (kg) :	148.768
Gross weight (lbs) :	328.000
Gross weight (kg) :	148.8

800 Series, Combination Oven, 30", Stainless steel HBL87M53UC

**Bosch microwave combination ovens
create an all-in-one cooking center with an
upper microwave and a Genuine European
Convection oven below**

Design

- Bosch wall ovens can be installed flush for a sleek timeless design, or proud for a more traditional look
- Touch control with SteelTouch™ buttons makes operating the oven easier
- Bosch wall ovens are compatible with most existing cutouts

Performance

- Lower oven's convection multi-rack mode gives uniform baking results even when using all 3 racks simultaneously
- Family or guests late to dinner? Keep food warm in the lower oven without overcooking until ready to serve by using the warm mode
- Lower oven's proof mode maintains a low temperature to proof yeast doughs for an even and faster rise compared to being left on the countertop
- Closed-door broiling prevents intense heat from escaping the lower oven - offering rich, even browning on tender cuts of meat and perfectly toasted casseroles
- Lower oven comes with 2 standard racks and 1 telescopic rack that gives easier accessibility for large or heavy dishes
- Dampened hinges softly guide the lower oven's QuietClose door shut. It's premium engineering that you'll appreciate each time you close your oven

Efficiency

- Download Bosch Home Connect application and control the lower wall oven with your smart phone or tablet

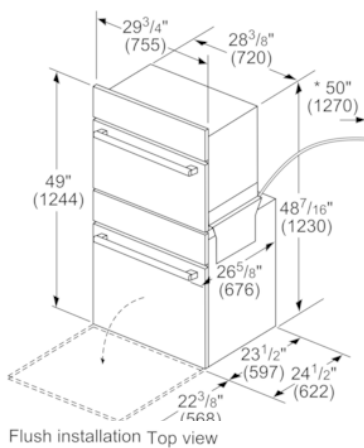
Convenience

- 1 light in the upper microwave and 2 lights in the lower oven gives visibility in the cavity so you can see the cooking progress
- Large oven window lets you monitor the cooking progress without opening the oven door to maintain a consistent oven temperature
- Keep your home safe by avoiding accidental or unsupervised use of your wall oven with the panel lock feature

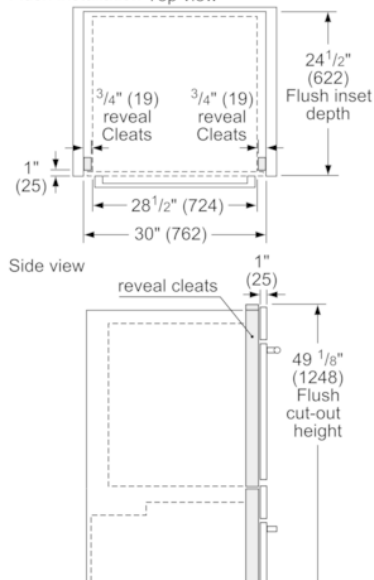
Capacity

- With capacities of 1.6 cu. ft upper microwave and 4.6 cu. ft. lower oven allows enough space to cook everyday meals or for a crowd

800 Series, Combination Oven, 30", Stainless steel HBL87M53UC

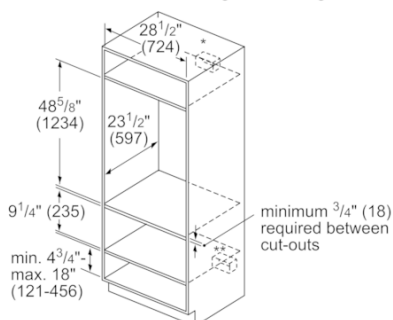


Flush installation Top view



Side view

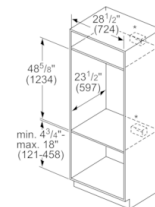
Standard Installation
Combination oven over storage or warming drawer



* Wall oven junction box may be located above or to the right or left of the unit within reach of the power cable.

** Electrical hook-up may be located below (depending on space) or next to the drawer within reach of the power cable.

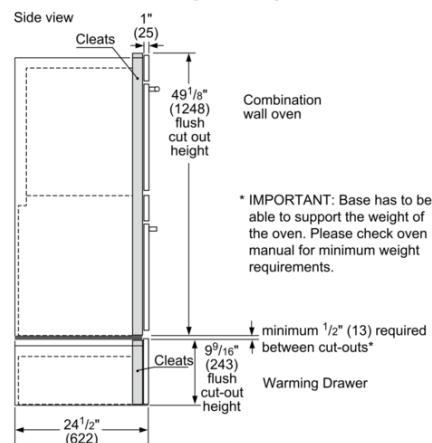
measurements in inches (mm)



* Junction box may be installed above, below, or to the left or right of the unit within reach of the power cable

measurements in inches (mm)

Flush installation
Combination oven over storage or warming drawer



* IMPORTANT: Base has to be able to support the weight of the oven. Please check oven manual for minimum weight requirements.

minimum 1/2" (13) required between cut-outs*

Warming Drawer

measurements in inches (mm)