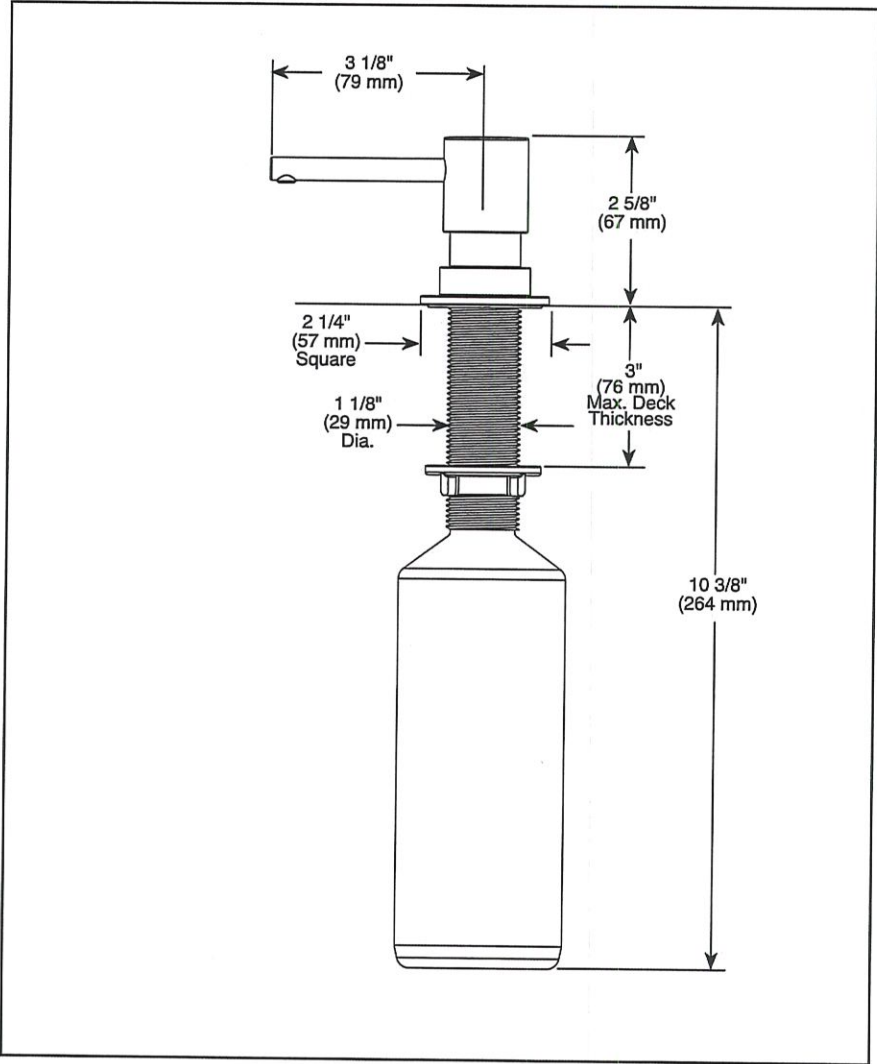


RP100734▲

Submitted Model No.: PW LOT 18
Specific Features: _____



▲ Designate Proper Finish Suffix



see what Delta can do™

SOAP DISPENSER

STANDARD SPECIFICATIONS:

- 13 ounce bottle
- Refillable from above the deck
- Fits hole size 1 3/8" +/- 1/8"

WARRANTY

- Parts and Finish - Lifetime limited warranty; or for commercial purchasers, 10 years for multi-family residential (apartments and condominiums) and 5 years for all other commercial uses, in each case from the date of purchase.
- Electronic Parts and Batteries (if applicable) - 5 years from the date of purchase; or for commercial purchasers, 1 year from the date of purchase. No warranty is provided on batteries.

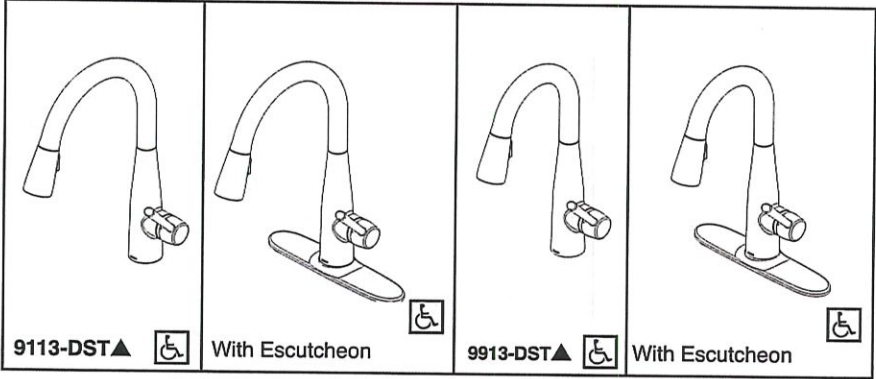
DS DS
MA M.S.

Delta reserves the right (1) to make changes in specifications and materials, and (2) to change or discontinue models, both without notice or obligation. Dimensions are for reference only. See current full-line price book or www.deltafaucet.com for finish options and product availability.

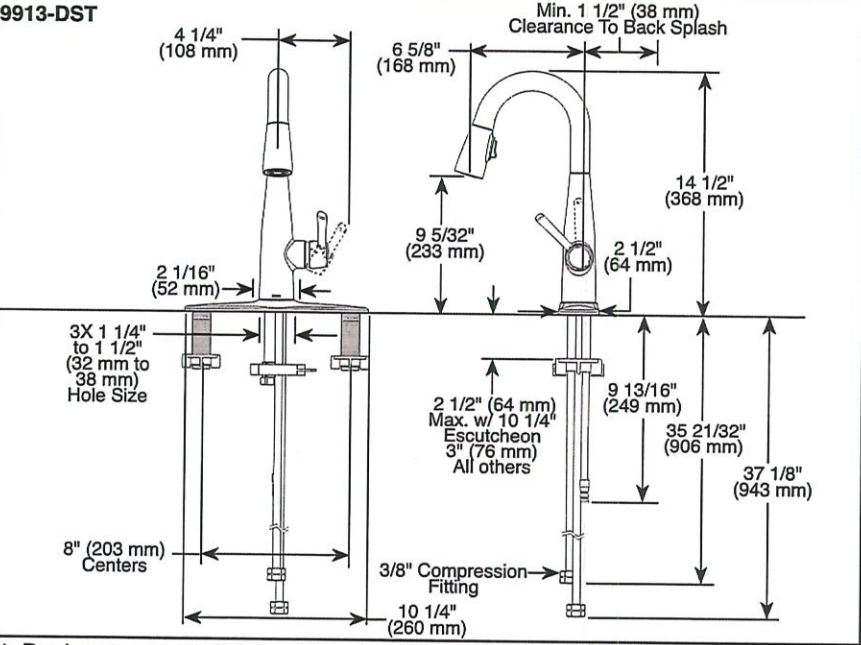
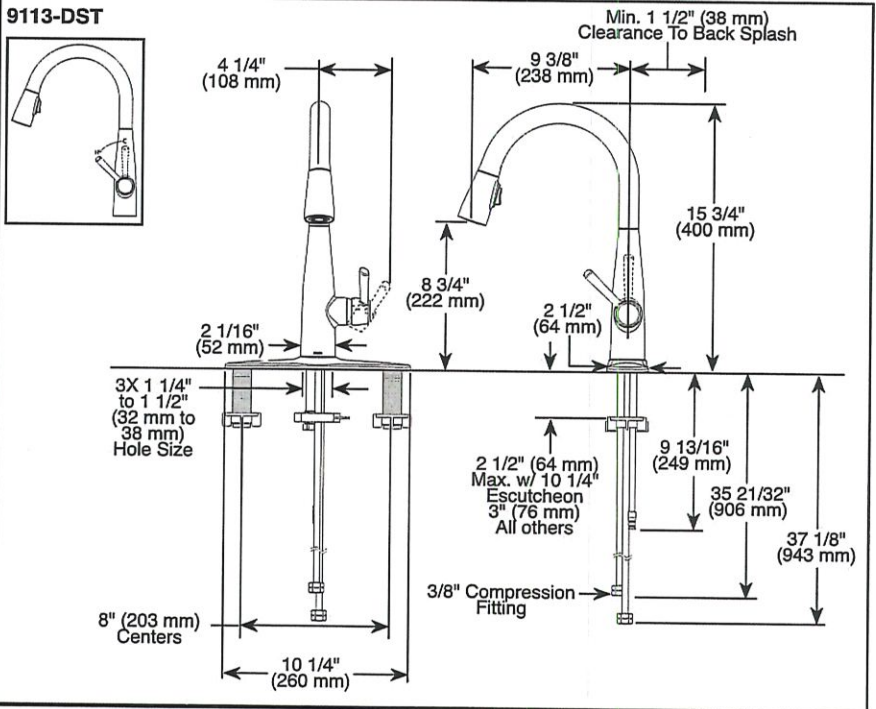
DSP-K-RP100734 Rev. A

Delta Faucet Company
55 E. 111th Street, Indianapolis, IN 46280
350 South Edgeware Road, St. Thomas, ON N5P 4L1
© 2018 Delta Faucet Company

DS DS
MA M.S.



Submitted Model No.: _____
Specific Features: _____



▲ Designate proper finish suffix

Delta reserves the right (1) to make changes in specifications and materials, and (2) to change or discontinue models, both without notice or obligation. Dimensions are for reference only. See current full-line price book or www.deltafaucet.com for finish options and product availability.

DSP-K-9113-DST Rev. B



see what Delta can do™

KITCHEN FAUCETS

- Essa™ Collection
- Single Handle Pull-Down

FEATURES:

- DIAMOND Seal® Technology
- MagnaTite® Magnetic Docking
- Touch-Clean® Sprayhead

STANDARD SPECIFICATIONS:

- Maximum 1.8 gpm @ 60 psi, 6.8 L/min @ 414 kPa
- One or three hole mount (Escutcheon included with kitchen models. For prep models, order separately)
- Diamond coated ceramic cartridge
- 3/8" O.D. straight, staggered PEX supply lines
- Spout rotates 360°
- Red/Blue indicator markings
- Two-function wand; Aerated stream or spray
- Dual integral check valves in sprayer

WARRANTY

- Parts and Finish - Lifetime limited warranty; or for commercial purchasers, 10 years for multi-family residential (apartments and condominiums) and 5 years for all other commercial uses, in each case from the date of purchase.
- Electronic Parts and Batteries (if applicable) - 5 years from the date of purchase; or for commercial purchasers, 1 year from the date of purchase. No warranty is provided on batteries.

COMPLIES WITH:

- ASME A112.18.1 / CSA B125.1
- ASME A112.18.6
- Indicates compliance to ICC/ANSI A117.1
- Verified compliant with .25% weighted average Pb content regulations.

PW LOT 18

DS DS
MA M.S.

Delta Faucet Company
55 E. 111th Street, Indianapolis, IN 46280
350 South Edgeware Road, St. Thomas, ON N5P 4L1
© 2019 Delta Faucet Company

Taymor®

P R O D U C T
SPECIFICATIONS

ASHFORD

PROFESSIONAL SERIES®
HANDLESET



MANCHESTER
INSIDE KNOB



CAPRI
INSIDE KNOB
FOR MATTE BLACK
FINISH ONLY

SPECIFICATIONS

PW LOT 18

- INCLUDES MANCHESTER KNOB (CAPRI KNOB FOR MATTE BLACK OPTION)
- COMPATIBLE WITH BOTH PREMIER AND PROFESSIONAL SERIES® LOCKSETS
- UNIVERSAL 6-IN-1 LATCH: DRIVE IN, SQUARE MORTISE AND RADIUS CORNER WITH ADJUSTABLE BACKSET: 2-3/8" (60 mm) – 2-3/4" (70 mm)
- HIGH TENSILE STEEL ANTI-SAW DEADBOLT WITH 1" THROW
- STANDARD CENTER TO CENTER BORE DISTANCE: 5-1/2" (140 mm)
- STANDARD BORE HOLES: 2-1/8" (54 mm)
- FITS STANDARD DOOR THICKNESS: 1-3/8" TO 1-3/4" (35 mm-45 mm)
- 4 ADJUSTABLE MOUNTING POSITIONS
- FULL LIP RADIUS CORNER SPRING LATCH STRIKE WITH ADJUSTABLE TAB
- HIGH SECURITY DEADBOLT STRIKE
- LIMITED LIFETIME MECHANICAL WARRANTY
- 5 YEAR FINISH WARRANTY

GRADE
3

ANSI GRADE 3



EXTENSION KIT AVAILABLE
Optional Extension Kit accommodates
doors that are 2-1/4" thick



FULL KEYING SERVICES AVAILABLE
WR5 keyway, packaged in Keyed Different (KD)

RETAIL PACK	AGED BRONZE 10B+	SATIN NICKEL 15	ANTIQUE NICKEL 17A	MATTE BLACK 19	CASE PACK
INSIDE TRIM	MANCHESTER KNOB	MANCHESTER KNOB	MANCHESTER KNOB	CAPRI KNOB	
6-IN-1 ADJUSTABLE LATCH - KD	34-FV0477	34-FV0467	34-FV0457	34-FV0482	6

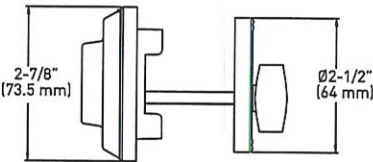
DS
MA

DS
M.S.

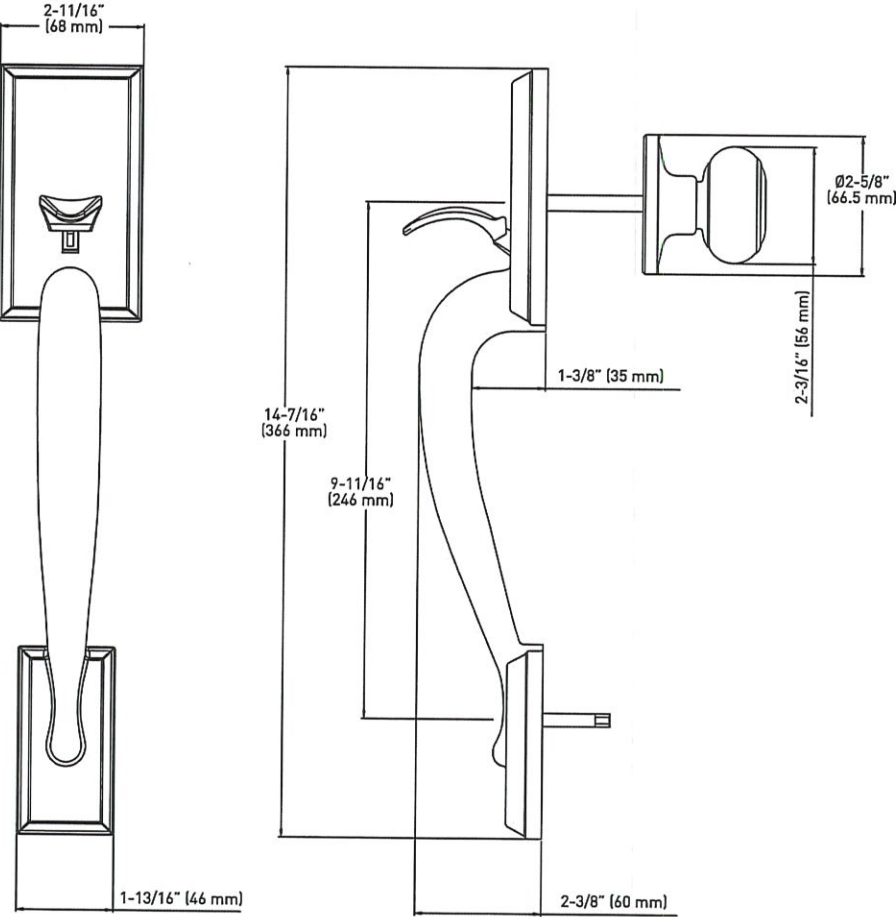
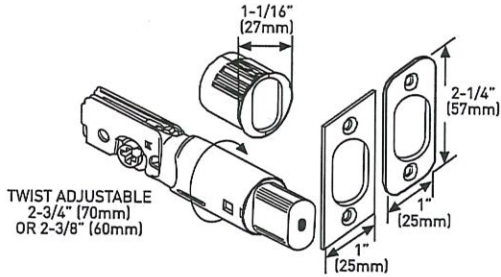


Taymor.

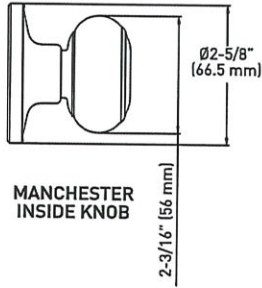
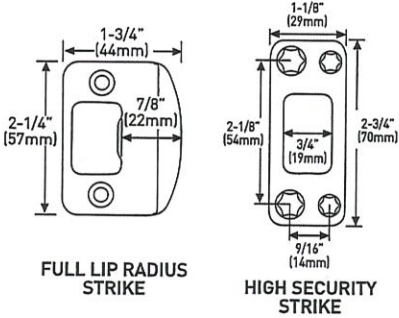
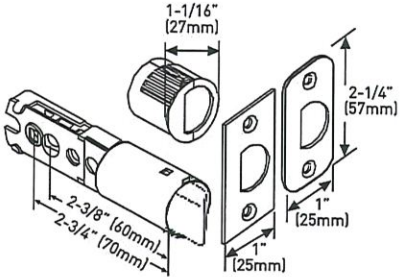
PROFESSIONAL SERIES®
ASHFORD HANDLESET



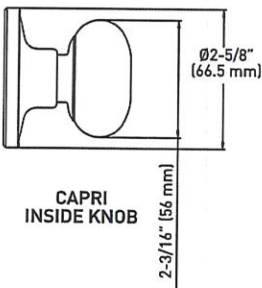
6-IN-1 ADJUSTABLE DEADBOLT LATCH



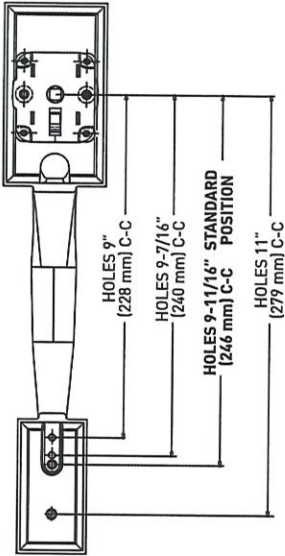
6-IN-1 FIXED HANDLESET LATCH



MANCHESTER
INSIDE KNOB



CAPRI
INSIDE KNOB




PW LOT 18



falmec PW LOT 18

MERCURIO

Version
FPMER30W3SS / Mercurio Wall
30" (76 cm) 280 CFM
Collection
Potenza



Photograph is for information purposes only
May not correspond to the selected version

FEATURES

Scotch brite stainless steel (AISI 304)
Electronic control
LED lighting
Metallic grease filter, removable and washable
Optional charcoal filter

OPTIONAL ACCESSORIES

KACL.815
Protective cleaning cloths for stainless steel (box 10 pcs)
103050107
Square charcoal filter - Type 3

TECHNICALFEATURES

Installation type
Wall
Dimensions
30 " / 76 cm
Finish
Scotch brite stainless steel (AISI 304)
Motor
280 CFM
Type of control
Electronic control
Speed settings
3
Lighting
Led 2x1,2 W - 3200 K
Charcoal filter
Square charcoal filter - Type 3
Minimum distance
Gas hob: 63 cm
Electric hob: 52 cm

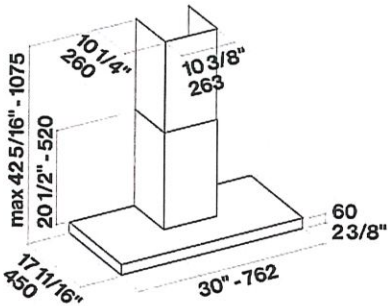
PACKAGING:WEIGHTS AND VOLUMES

Gross weight
19 kg
Net weight
14 kg
Volume
0,27 m³
Packaging size
Length
995 mm
Height
595 mm
Depth
450 mm

CONSUMPTION AND CONNECTION FEATURES

Maximum consumption
150 W
Current
120V 60Hz
Frequency

Plug type
standard



DS DS
MA M.S.