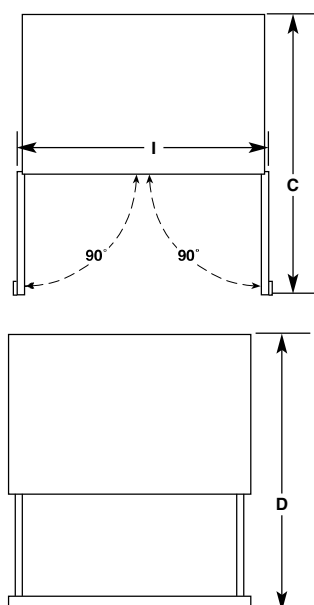
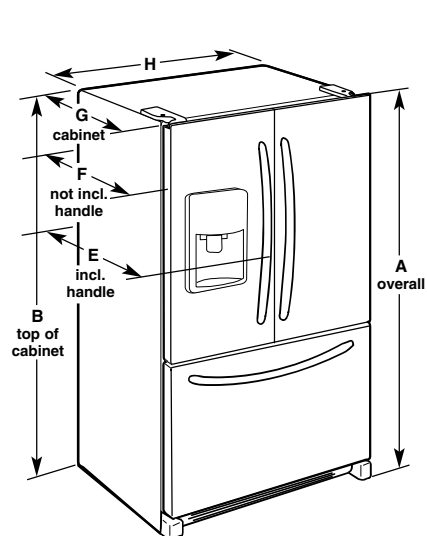




## French Door Bottom Mount Refrigerator with Ice Dispenser (WRF954CIH, WRFA94CIH, WRF974CIH)

### PRODUCT DIMENSIONS



Model Number	WRF954CIH	WRF974CIH, WRFA94CIH
Model Size	23.8 cu. ft. (673.9 L)	23.6 cu. ft. (668.3L)
Height - Overall "A"	71 <sup>7</sup> / <sub>8</sub> " (182.6 cm)	71 <sup>7</sup> / <sub>8</sub> " (182.6 cm)
Height - Top of Cabinet "B"	70 <sup>7</sup> / <sub>8</sub> " (180.0 cm)	70 <sup>7</sup> / <sub>8</sub> " (180.0 cm)
Depth - Doors Open 90° "C"	43 <sup>3</sup> / <sub>4</sub> " (111.1cm)	43 <sup>3</sup> / <sub>4</sub> " (111.1cm)
Depth - Drawer Open "D"	45 <sup>7</sup> / <sub>8</sub> " (116.5 cm)	45 <sup>7</sup> / <sub>8</sub> " (116.5 cm)
Depth - With Handles "E"	31 <sup>1</sup> / <sub>2</sub> " (80.0 cm)	31 <sup>1</sup> / <sub>2</sub> " (80.0 cm)
Depth - Without Handles "F"	28 <sup>7</sup> / <sub>8</sub> " (73.3 cm)	28 <sup>7</sup> / <sub>8</sub> " (73.3 cm)
Depth - Cabinet Only "G"	24 <sup>3</sup> / <sub>8</sub> " (61.9 cm)	24 <sup>3</sup> / <sub>8</sub> " (61.9 cm)
Width - Cabinet "H"	35 <sup>13</sup> / <sub>16</sub> " (91.0 cm)	35 <sup>13</sup> / <sub>16</sub> " (91.0 cm)
Width - Door Open 90° "I"	43 <sup>3</sup> / <sub>4</sub> " (110.8 cm)	43 <sup>3</sup> / <sub>4</sub> " (111.1 cm)

### ⚠ WARNING



#### Electrical Shock Hazard

Plug into a grounded 3 prong outlet.

Do not remove ground prong.

Do not use an adapter.

Do not use an extension cord.

Failure to follow these instructions can result in death, fire, or electrical shock.

**Electrical:** A 115 V, 60 Hz., AC only, 15 A or 20 A fused, grounded electrical supply is required. It is recommended that a separate circuit serving only your freezer be provided. Use an outlet that cannot be turned off by a switch. Do not use an extension cord.

**Water:** A cold water supply with water pressure between 35 psi and 120 psi (241 kPa and 827 kPa) is required to operate the water dispenser and ice maker. If you have questions about your water pressure, call a licensed, qualified plumber.

**NOTE:** If the water pressure is less than what is required, the flow of water from the water dispenser could decrease or ice cubes could be hollow or irregular shaped.

#### Reverse Osmosis Water Supply

**IMPORTANT:** The pressure of the water supply coming out of a reverse osmosis system going to the water inlet valve of the refrigerator needs to be between 35 psi and 120 psi (241 kPa and 827 kPa).

If a reverse osmosis water filtration system is connected to your home cold water supply, the water pressure to the reverse osmosis system needs to be a minimum of 40 psi to 60 psi (276 kPa to 414 kPa).



## French Door Bottom Mount Refrigerator with Ice Dispenser

### LOCATION REQUIREMENTS

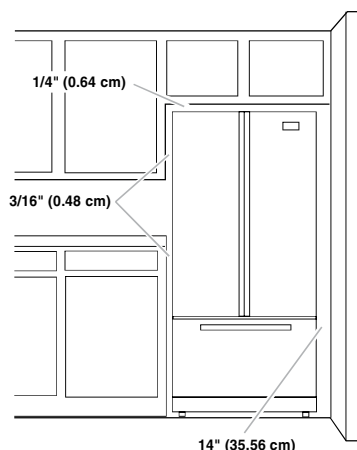
#### **⚠ WARNING**



#### **Explosion Hazard**

**Keep flammable materials and vapors, such as gasoline, away from refrigerator.**

**Failure to do so can result in death, explosion, or fire.**



**IMPORTANT:** This refrigerator is designed for indoor and household use only.

To ensure proper ventilation for your refrigerator, allow for a 3/16" (0.48 cm) of space on each side and 1/4" (0.64 cm) space at the top. Allow for a 1" (2.54 cm) space behind the refrigerator. If your refrigerator has an ice maker, allow extra space at the back for the water line connections. When installing your refrigerator next to a fixed wall, leave a 14" (35.56 cm) minimum space between the refrigerator and wall to allow the door to swing open.

**NOTE:** This refrigerator is intended for use in a location where the temperature ranges from a minimum of 55°F (13°C) to a maximum of 110°F (43°C). The preferred room temperature range for optimum performance, which reduces electricity usage and provides superior cooling, is between 60°F (15°C) and 90°F (32°C). It is recommended that you do not install the refrigerator near a heat source, such as an oven or radiator.



# 6.4 cu. ft. Smart Combination Wall Oven

## WOC75EC0H



Stainless Steel  
WOC75EC0HS

### Also available in:

- ☐ White **WOC75EC0HW**
- ☐ Black **WOC75EC0HB**
- ☐ Black Stainless **WOC75EC0HV**

### Capacity

Oven 6.4 cu. ft.

### General Features & Properties

Touchscreen

Voice control with a compatible voice-enabled device\*\*

Fingerprint Resistant

Frozen Bake™ technology

Multi-Step Cooking

True Convection Cooking

Convection Conversion

Steam Clean option

Scan-to-Connect Technology

### Electrical Details

Amps 40  
Volts 240

### Certifications

Connected/Smart Appliance Yes  
Star-K Certified/Kosher Yes

### Technical Details

Fuel Type Electric  
Oven Type Combination  
Oven Cooking System True Convection  
Number of Oven Racks 3  
Cleaning Type Self-Cleaning

### Dimensions

Product Dimensions (H x W x D) 42-9/16" x 30" x 23-1/4"  
Depth with Door Open 90° 46-3/4"  
Cutout Dimensions (H x W x D) 41-5/16" x 28-1/2" x 24"

### Reference Material

[Install Guide](#)

[Use & Care Guide](#)

[Energy Guide](#)

[Warranty](#)

### Key Features & Benefits

#### Smart Appliance

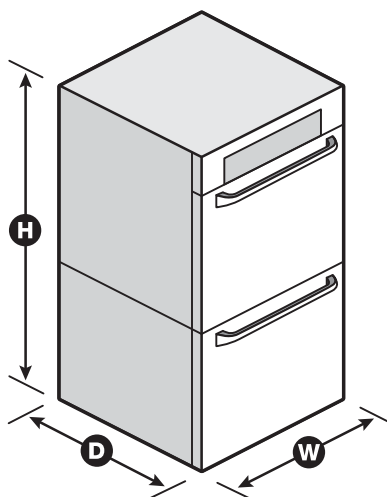
Care smarter with connected features that let you send cooking instructions to the oven from your smartphone, control your kitchen with voice commands using a compatible voice-enabled device\* or skip preheating.

#### Scan-to-Cook Technology\*\*

Get the right settings every time. Scan a frozen food barcode with your smartphone or tablet and send recommended or customized cooking instructions straight to your oven or microwave for dinner done the way your family wants it.

#### Yummly® Guided Cooking\*\*

Prompts in the app even send cooking instructions straight to your Whirlpool® smart wall oven† at the right times, so dinner's ready when your family's hungry.



\*Appliance must be set to remote enable. WiFi & App Required. Features subject to change. Details and privacy info at [whirlpool.com/connect](http://whirlpool.com/connect). \*\*U.S. Only. †Select recipes only. Compatible smart appliance required. Appliance must be set to remote enable. Features subject to change. For details and privacy statements, visit [whirlpool.com/connect](http://whirlpool.com/connect) and [yummly.com/privacy](http://yummly.com/privacy). NOTE: Dimensions are for planning purposes only. For complete details, see Installation Instructions packed with product. Specifications subject to change without notice.

®/™ © 2020. All rights reserved. Printed in the U.S.A. D200104XXE. WOC75EC0HSpecSheetV01.



# 24 cu. ft. Counter Depth French Door Refrigerator

WRF954CIH



Fingerprint-Resistant Stainless  
WRF954CIHZ

## Also available in:

- ☐ White **WRF954CIHW**
- ☐ Black **WRF954CIHB**
- ☐ Fingerprint-Resistant Black Stainless **WRF954CIHV**

## Key Features & Benefits

### Auto-Humidity Crispers

Easily store fruits and veggies and help keep them fresh with automatic humidity control.

### Stores 30% More in its Class\* with a Pantry-Inspired Layout

Increase storage space with a pantry-inspired layout and features like an infinity slide shelf.

### The Most Shelf Space in its Class\*\*

## Capacity

Total Capacity	24 cu. ft.
Refrigerator Capacity	18 cu. ft.
Freezer Capacity	6 cu. ft.

## General Features & Properties

The Most Gallon Door Bins in its Class†

FreezeShield Option

Fingerprint Resistant

Infinity Slide Shelf

Platter Pocket

Deli Drawer with Customizable Temperature

In-Door-Ice® Storage

Triple-Tier Freezer Storage

Pizza Pocket

## Electrical Details

Amps	15
Volts	120

## Certifications

ENERGY STAR® Certified	Yes
------------------------	-----

## Technical Details

Refrigerator Type	French Door
Number of Doors	3
Number of Interior Refrigerator Shelves	4
Number of Refrigerator Door Bins	5 Adjustable, 3 Fixed
Number of Interior Freezer Shelves	2 Plastic
Number of Freezer Door Bins	1 Pizza Pocket
Lighting Type	LED
Ice Maker	Factory Installed
Ice Maker Location	Refrigerator Door
Dispenser Type	Exterior Ice and Water

## Dimensions

Product Dimensions (H x W x D)	71-7/8" x 35-13/16" x 31-1/2"
Depth with Door Open 90°	43-3/4"
Cutout Dimensions	Allow extra 1/2" on sides and top Allow extra 1" on rear

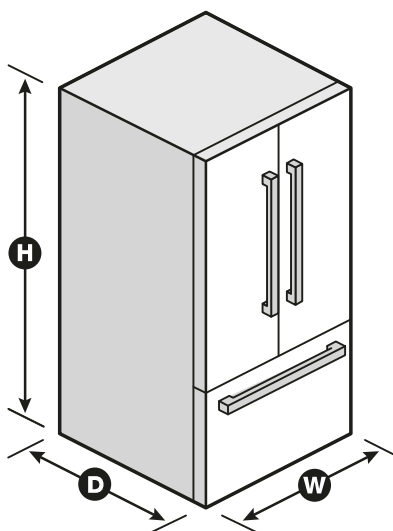
## Reference Material

[Dimension Guide](#)

[Use & Care Guide](#)

[Energy Guide](#)

[Warranty](#)



\*Among leading counter depth french door brands. \*\*Among leading 3-door counter depth french door brands. †Among leading 3-door counter depth french door brands with external ice and water. NOTE: Dimensions are for planning purposes only. For complete details, see Installation Instructions packed with product. Specifications subject to change without notice.

®/™ © 2020. All rights reserved. Printed in the U.S.A. D200052XXC. WRF954CIHSPECSHEETV01.