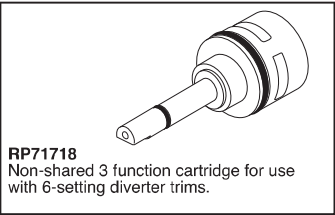
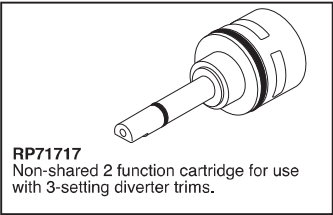
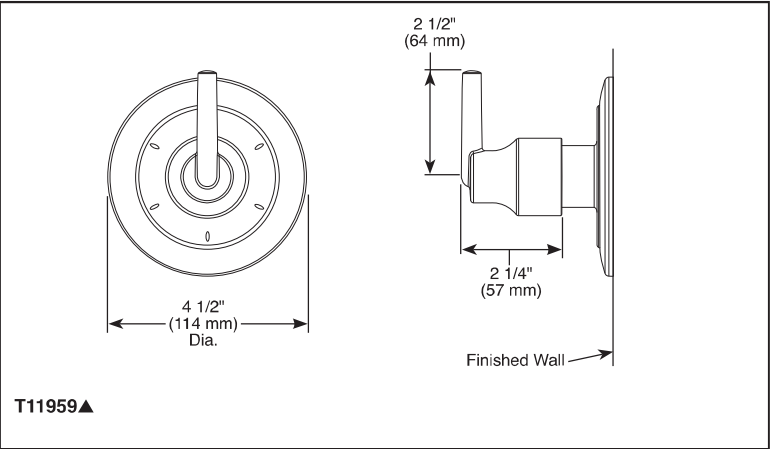
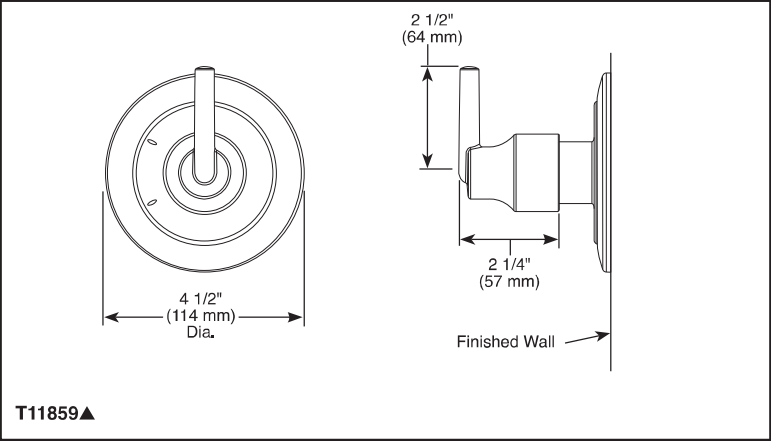


Submitted Model No.: _____

Specific Features: _____



▲ Designate proper finish suffix

Delta reserves the right (1) to make changes in specifications and materials, and (2) to change or discontinue models, both without notice or obligation. Dimensions are for reference only. See current full-line price book or www.deltafaucet.com for finish options and product availability.

DSP-B-T11859 Rev. D



see what Delta can do™

CUSTOM SHOWER DIVERTER

- Trinsic® Collection
- Three Function Diverter Trim (T11859)
- Six Function Diverter Trim (T11959)
- Coordinates With The Delta Trinsic® Styled Bath Suites


STANDARD SPECIFICATIONS

- Three function diverter. 2 individual positions, 1 shared position.
- Six function diverter. 3 individual positions, 3 shared positions.
- Must also order R11000 rough-in.
- Two individual positions, no shared positions, order cartridge RP71717.
- Three individual positions, no shared positions, order cartridge RP71718.
- Installation extension kit order RP75137, adds 1" to maximum installation thickness.

WARRANTY

- Lifetime limited warranty on parts (other than electronic parts and batteries) and finishes: or, for commercial users, for 5 years from date of purchase.
- 5 year limited warranty on electronic parts (other than batteries); or, for commercial users, for 1 year from the date of purchase. No warranty is provided on batteries.

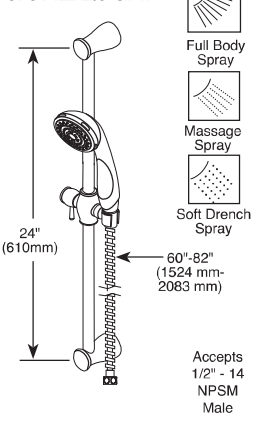
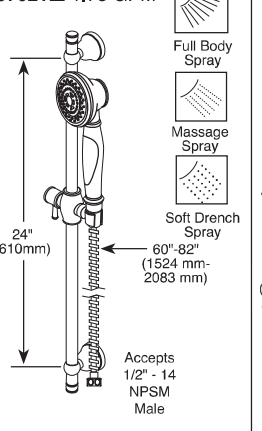
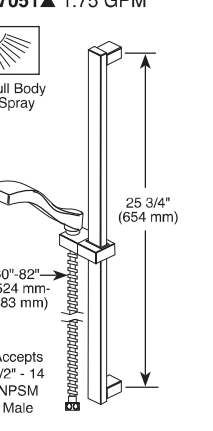
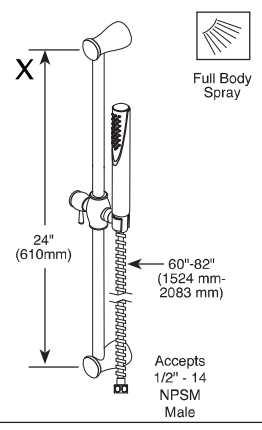
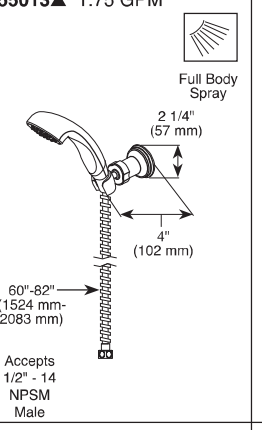
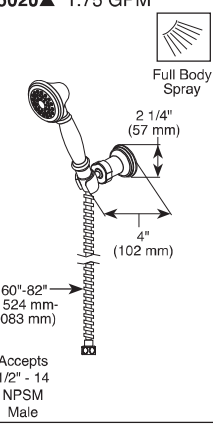
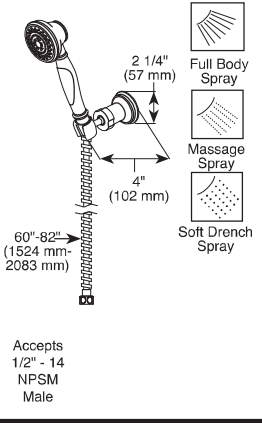
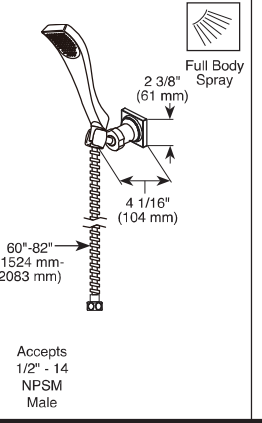
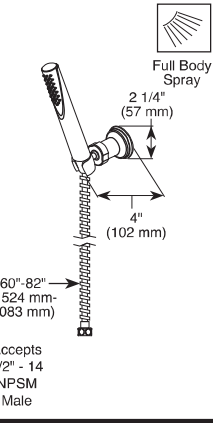
COMPLIES WITH:

- ASME A112.18.1 / CSA B125.1
-  Indicates compliance to ICC/ANSI A117.1



Delta Faucet Company
55 E. 111th Street, Indianapolis, IN 46280
350 South Edgeware Road, St. Thomas, ON N5P 4L1
© 2018 Delta Faucet Company

Submitted Model No.: _____
Specific Features: _____

<div>57014▲ 2.5 GPM</div> <div></div>	<div>57021▲ 1.75 GPM</div> <div></div>	<div>57051▲ 1.75 GPM</div> <div></div>
<div>57085▲ 1.75 GPM</div> <div></div>	<div>55013▲ 1.75 GPM</div> <div></div>	<div>55020▲ 1.75 GPM</div> <div></div>
<div>55021▲ 1.75 GPM</div> <div></div>	<div>55051▲ 1.75 GPM</div> <div></div>	<div>55085▲ 1.75 GPM</div> <div></div>

- ▲ Designate proper finish suffix
- ◆ Your Delta Faucet handshower incorporates a backflow protection system that has been tested to be in compliance with ASME A112.18.3 and ASME A112.18.1/CSA B125.1. It incorporates two certified check valves in series, which operate independently and are integral, non-serviceable parts of the wand assembly.

Delta reserves the right (1) to make changes in specifications and materials, and (2) to change or discontinue models, both without notice or obligation. Dimensions are for reference only. See current full-line price book or www.deltafaucet.com for finish options and product availability.

DSP-B-55021 Rev. D



see what Delta can do™

PERSONAL HAND HELD SHOWERS

■ Touch-Clean® Nozzles

STANDARD SPECIFICATIONS:

- Maximum 2.5 gpm @ 80 psi, 9.5 L/min @ 550 kPa (57014 only)
- Maximum 1.75 gpm @ 80 psi, 6.6 L/min @ 550 kPa
- Hand held shower with one or three spray settings
- 60"-82" stretchable metal hose
- Certified dual check valves for backflow protection
- 24" (610 mm) wall bar with adjustable slide (allows for adjustable shower height) - 57014, 57021, 57051 and 57085 only. Not to be used as a Grab Bar. Not ADA compliant
- Wall mount bracket - 55013, 55020, 55021, 55051 and 55085 only

WARRANTY

- Parts and Finish - Lifetime limited warranty; or for commercial purchasers, 10 years for multi-family residential (apartments and condominiums) and 5 years for all other commercial uses, in each case from the date of purchase.
- Electronic Parts and Batteries (if applicable) - 5 years from the date of purchase; or for commercial purchasers, 1 year from the date of purchase. No warranty is provided on batteries.

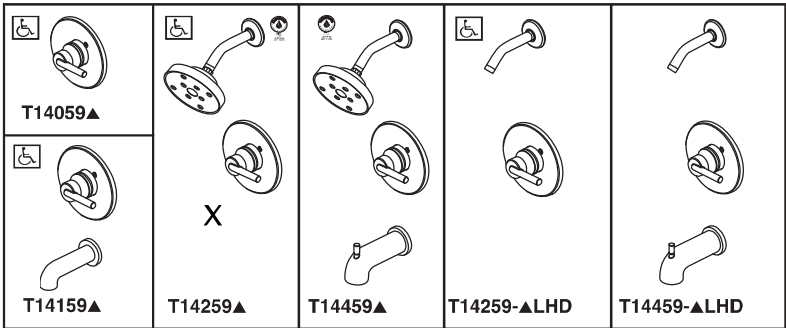


COMPLIES WITH:

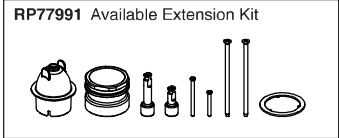
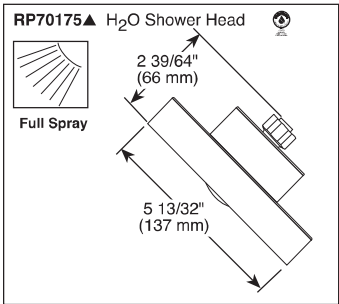
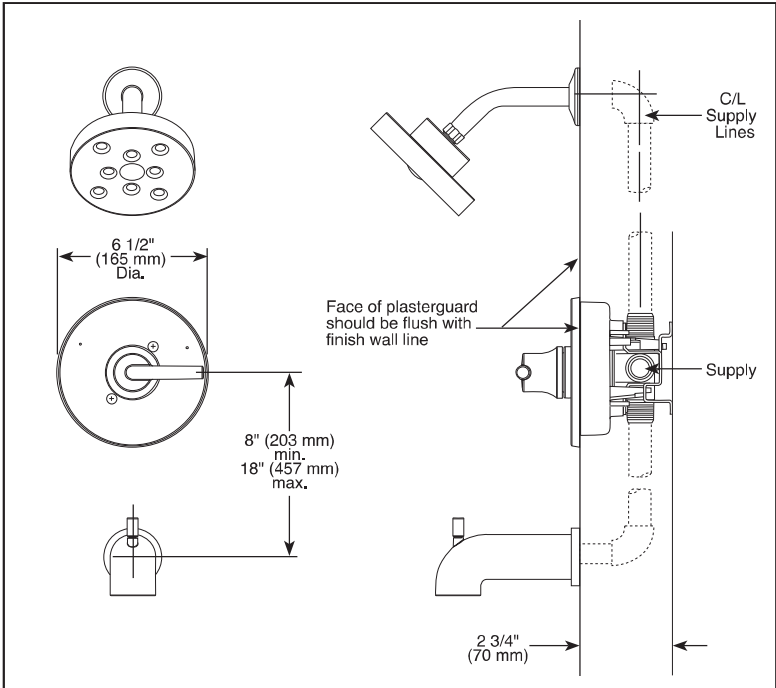
- ASME A112.18.1/CSA B125.1 ◆
- EPA WaterSense® - Applies to 57021, 57051, 57085, 55013, 55020, 55021, 55051, and 55085 only



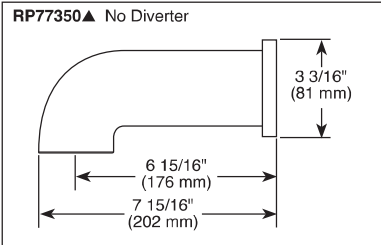
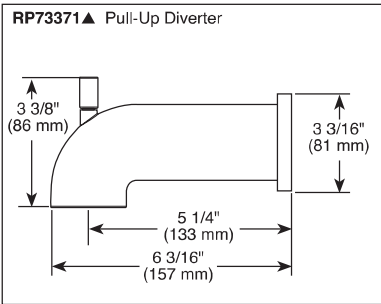
Delta Faucet Company
55 E. 111th Street, Indianapolis, IN 46280
350 South Edgeware Road, St. Thomas, ON N5P 4L1
© 2020 Delta Faucet Company



Submitted Model No.: _____
Specific Features: _____



▲ Designate Proper Finish Suffix



Delta reserves the right (1) to make changes in specifications and materials, and (2) to change or discontinue models, both without notice or obligation. Dimensions are for reference only. See current full-line price book or www.deltafaucet.com for finish options and product availability.

DSP-B-T14059 Rev. L



see what Delta can do™

TUB AND SHOWER FAUCET TRIM

- Trinsic® Bath Collection
- Valve Only (T14059)
- Tub Only (T14159)
- Shower Only (T14259)
- Tub/Shower (T14459)

FEATURES:

- Monitor® 14 Series pressure balanced single handle bath mixing valve trim
- Single function H₂Okinetic® Technology shower head

STANDARD SPECIFICATIONS:

- Maintains a balanced pressure of hot and cold water even when a valve is turned on or off elsewhere in the system
- For use with MultiChoice® Universal rough valve body (R10000 Series)
- Temperature only controlled with handle
- Field adjustable means to limit handle rotation into hot water zone
- 120° maximum handle rotation
- Maximum 1.75 gpm @ 80 psi, 6.6 L/min @ 550 kPa
- Tub port maximum flow rate 6.0 gpm @ 60 psi with R10000-UNBX
- Shower arm overall horizontal length = 5 1/2" (138 mm), including threaded ends
- Red/blue pad print temperature indicators on escutcheon
- "LHD" models indicate less showerhead
- 1/2" CWT slip-on spout adapter
- Stem extension kit RP77991 can be ordered to allow for an additional 1 3/4" wall thickness. RP77991 ships with chrome escutcheon screws. For special finishes also order RP12630 escutcheon screws in desired finish.

WARRANTY

- Parts and Finish - Lifetime limited warranty; or for commercial purchasers, 10 years for multi-family residential (apartments and condominiums) and 5 years for all other commercial uses, in each case from the date of purchase.
- Electronic Parts and Batteries (if applicable) - 5 years from the date of purchase; or for commercial purchasers, 1 year from the date of purchase. No warranty is provided on batteries.

COMPLIES WITH:

- ASME A112.18.1 / CSA B125.1
- ASSE 1016
- Indicates compliance to ICC/ANSI A117.1 - Valve control only
- EPA WaterSense®



Delta Faucet Company
55 E. 111th Street, Indianapolis, IN 46280
350 South Edgeware Road, St. Thomas, ON N5P 4L1
© 2018 Delta Faucet Company

KIERA ONE PIECE TOILET

4.8LPF / 1.28GPF OR 3LPF / 0.8GPF

- ☐ 4710BNW
- Lined Tank
- ☐ 4710BNWU
- Unlined Tank

PRODUCT SPECS

- High efficiency dual flush toilet
- 4.8Lpf / 1.28Gpf or 3Lpf / 0.8Gpf
- Elongated bowl with concealed skirted trapway
- Vitreous china
- 17" Plus Height for greater comfort
- White and chrome top push button
- 12" (305mm) Rough-in
- 2" Fully glazed ball pass trapway
- 3" Dual flush valve
- Siphon jet flush action
- Water surface: 7^{7⁄8}" x 5^{1⁄2}" (240mm x 170mm)
- Decorative white sides caps included
- Smooth close toilet seat included

DIMENSIONS

391mm W x 725mm D x 765mm H
15" W x 28^{1⁄2}" D x 30^{3⁄8}" H

COMPLIANCE CERTIFICATIONS

- Meets or exceeds the following:
- IAPMO cUPC
 - ASME A112.19.2 / CSA B45.1
 - LEED Compliant
 - US EPA WaterSense
 - MaP Premium Tested 1000g

SHIPPING

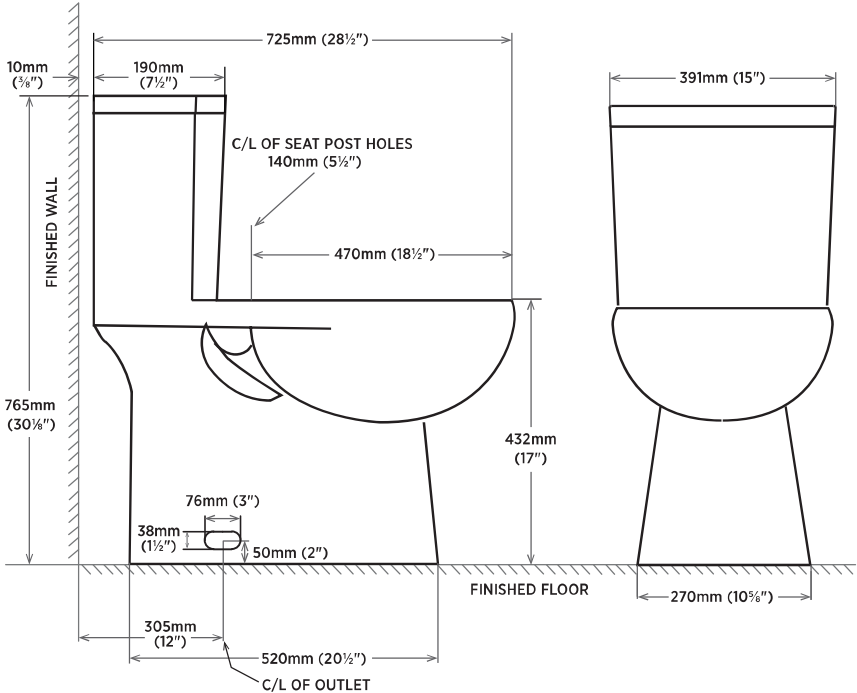
Cube 9.39
GW 92.5 lbs



TO BE SPECIFIED

- Colour:
- ☒ Soft White

NOTES: This toilet is designed to rough-in at a minimum dimension of 305mm (12") from finished wall to C/L of outlet. Supply line not included with fixture and must be ordered separately.
Important: Dimensions of fixtures are nominal and may vary within the range of tolerances established by ASME standard A112.19.2. These measurements are subject to change or cancellation. No responsibility is assumed for use of superseded or voided pages.





Studio®
Under Counter Sinks
VITREOUS CHINA



X

Studio® Under Counter Sinks

- ☐ 0614.000 Unglazed Rim
- ☐ 0614.300 Glazed underside

- Rectangular under counter mount sinks
- Made from vitreous china
- Unglazed rim
- Front overflow
- Supplied with mounting kit and template

Nominal Dimensions:

19-3/4" x 13-3/4"
(502 x 350mm)

Bowl size:

18" (457mm) wide
12" (305mm) front to back
6-7/16" (164mm) deep

- ☐ 0618.000 Unglazed Rim

Nominal Dimensions:

23-5/8" x 16-5/8"
(600 x 422mm)

Bowl size:

21-1/16" (535mm) wide
14" (356mm) front to back
6-1/4" (159mm) deep

Compliance Certifications - Meets or Exceeds the Following Specifications:

- ASME A112.19.2M for Vitreous China Fixtures
- CAN/CSA B45 series

SEE REVERSE FOR ROUGHING-IN DIMENSIONS

**ALL PLUMBING FIXTURES ARE
SUBJECT TO CHANGE WITHOUT
NOTICE (OF EQUAL OR GREATER
VALUE) DUE TO SUPPLY AND
SHIPPING ISSUES. BRANDS AND
MODEL NUMBERS MAY DIFFER
FROM SPEC SHEET**



To Be Specified:

- ☐ Color: ☐ White ☐ Bone ☐ Linen
- ☐ Faucet*:
- ☐ Faucet Finish:
- ☐ Supplies:
- ☐ 1-1/4" Trap:

* See faucet section for additional models available



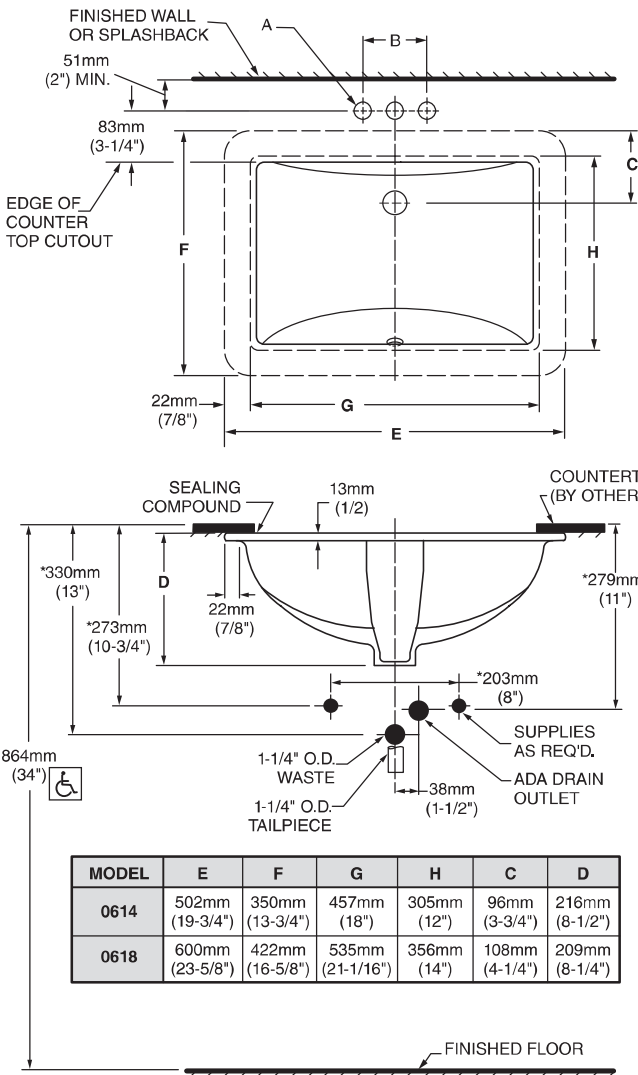
MEETS THE AMERICANS WITH DISABILITIES ACT GUIDELINES
AND ICC ANSI A117.1 ACCESSIBLE AND USABLE
BUILDINGS AND FACILITIES - CHECK LOCAL CODES.

Install lavatory 864mm (34") from finished floor.
Lavatory installed 102mm (4") minimum from front edge
of countertop provides 686mm (27") knee clearance area.

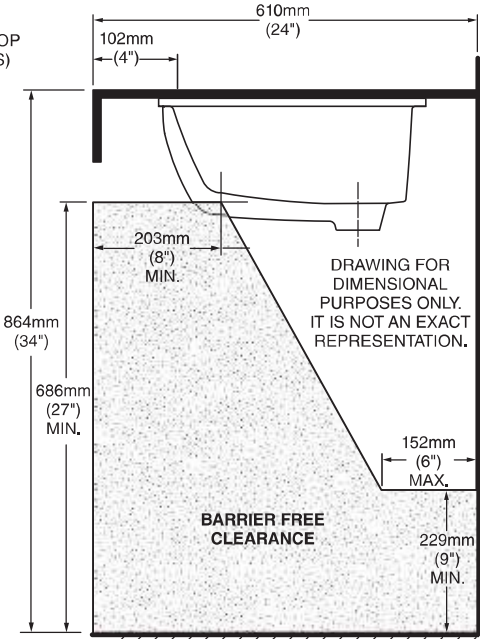
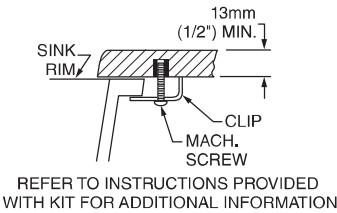


Studio®
Under Counter Sinks
VITREOUS CHINA

BARRIER FREE



FITTING	A	B
CENTER-SET	1-1/16" (27mm)	4" (102mm)
SPREAD	1-1/4" (32mm)	8" (203mm)



NOTES:
INSTALL PRODUCT ACCORDING TO THE INSTALLATION INSTRUCTIONS. COUNTERTOP MANUFACTURER OR CUTTER MUST USE CUTOUT TEMPLATE PROVIDED WITH PRODUCT OR A CURRENT ONE PROVIDED BY AMERICAN STANDARD. AMERICAN STANDARD IS NOT RESPONSIBLE FOR CUTOUT ERRORS WHEN THE INCORRECT TEMPLATE IS USED.
* DIMENSIONS SHOWN FOR LOCATION OF SUPPLIED AND "P" TRAP ARE SUGGESTED.
▼ UNDERCOUNTER MOUNTING KIT SUPPLIED WITH SINK.
FITTINGS NOT INCLUDED WITH FIXTURE AND MUST BE ORDERED SEPARATELY.
SEALING COMPOUND SUPPLIED BY OTHERS.

IMPORTANT: Dimensions of fixtures are nominal and may vary within the range of tolerances established by ANSI Standard A112.19.2.
These measurements are subject to change or cancellation. No responsibility is assumed for use of superseded or voided pages.

