

RF23M8070SR

SAMSUNG

23 cu. ft. Counter-Depth, 4-Door
French Door Refrigerator



Signature Features

AutoFill Water Pitcher

- A built-in pitcher that refills with filtered water and the option to infuse with a flavor of your choice.




FlexZone™ Drawer

- A flexible storage drawer with four different temperature settings and an adjustable Smart Divider to stay organized.

Fingerprint Resistant Finish

- A special finish to reduce smudges and minimize cleaning.

Available Colors

-  Fingerprint Resistant Stainless Steel (shown)
-  Fingerprint Resistant Black Stainless Steel
-  Fingerprint Resistant Tuscan Stainless Steel



FlexZone™ Drawer



AutoFill Water Pitcher

Convenience

- AutoFill Water Pitcher
- FlexZone™ Drawer with 4 Temperature Settings and Smart Divider
- Wi-Fi Ready
- Adjustable Shelves for Tall Oversized Items
- Auto Pull-Out Upper Freezer Drawer
- Sabbath Mode
- Water Filter Indicator

Design

- Counter Depth
- Fingerprint Resistant Finish
- Modern External Filtered Water and Ice Dispenser
- High Efficiency LED Lighting
- EZ-Open Handle™ on Freezer Door and FlexZone™ Drawer
- Tempered Glass Spill-Proof Shelves
- Gallon Door Bins
- Dispenser Light

Performance

- Twin Cooling Plus®
- Ice Max - Stores up to 2.7 lbs of ice
- ENERGY STAR® Compliant
- Power Freeze and Power Cool Options
- Two Humidity-Controlled Crispers
- CoolTight Door
- Door Alarm

Rating



ENERGY STAR® rated:
CEE Tier 1
633 kWh/yr

RF23M8070SR

SAMSUNG

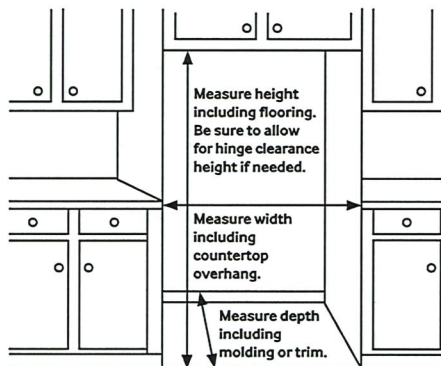
23 cu. ft. Counter-Depth, 4-Door French Door Refrigerator

Installation Specifications

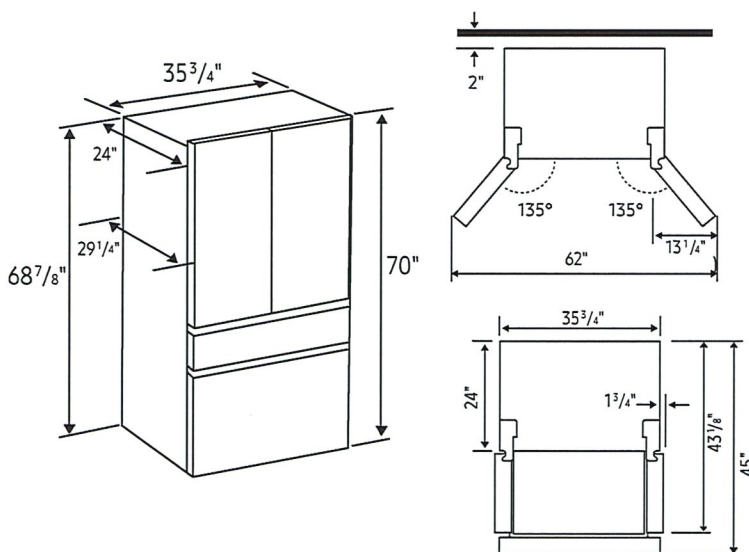
1. Measure the height, width and depth of the opening, making sure to include baseboards, molding tile, countertop overhang, etc. Check to be sure there is enough room to open the door (consider walls, islands or other obstacles when measuring).
2. Refer to illustration below to determine dimensions.
3. Allow 2.5" of clearance on hinge side of refrigerator when installing next to a wall where handle may make contact.
4. Allow 1" minimum clearance at rear for proper air circulation and water/electrical connections. Allow a 3/8" minimum clearance at sides and top for ease of installation.
5. Ensure each door and entryway in the home is wide enough for the refrigerator to be moved through easily.

For optimal usage and to be able to open refrigerator doors completely, do not install next to a wall.

Please note: The following dimension and cutout information is for planning purposes only. For complete installation details, consult manual packed with product, or download manual online at samsung.com.



Dimensions



Total Capacity: 22.6 cu. ft.

Refrigerator: 12.9 cu. ft.

- 2 Humidity-Controlled Crispers
- 5 Tempered Glass Spill-Proof Shelves
 - 1 Slide-In
 - 1 Foldable Half
 - 2 Fixed
 - 1 Full-Width Glass Shelf on Crisper
- 7 Door Bins
 - Right Door: 3 Gallon Bins
 - Left Door: 4 Regular Bins
- High Efficiency LED Lighting

FlexZone™ Drawer: 3.1 cu. ft.

- 4 Temperature Zones with Smart Divider
 - Meat/Fish (29°F)
 - Cold Drinks (33°F)
 - Deli/Snacks (37°F)
 - Wine/Party Dishes (42°F)

Freezer: 6.6 cu. ft.

- 1 Drawer Divider
- High Efficiency LED Lighting

Warranty

One (1) Year Parts and Labor on Refrigerator

Five (5) Years Parts and Labor on

Sealed Refrigeration System Only*

Ten (10) Years Parts and Five (5) Years

Labor on Digital Inverter Compressor

*Compressor, evaporator, condenser, drier and connecting tubing.

Product Dimensions & Weight

Dimensions (WxHxD with hinges, handles and doors):

35 3/4" x 70" x 29 1/4"

Dimensions (WxHxD without hinges and door):

35 3/4" x 68 7/8" x 24"

Dimensions (WxHxD with hinge and door, no handle):

35 3/4" x 70" x 29 1/4"

Weight: 342 lbs

Shipping Dimensions & Weight (WxHxD)

Dimensions: 38 1/4" x 75 3/4" x 31 1/4"

Weight: 366 lbs

Color	Model #	UPC Code
Fingerprint Resistant Stainless Steel	RF23M8070SR/AA	887276192604
Fingerprint Resistant Black Stainless Steel	RF23M8070SG/AA	887276192598
Fingerprint Resistant Tuscan Stainless Steel	RF23M8070DT/AA	887276355139

NQ70M7770DS

SAMSUNG

30" Microwave Combination Wall Oven



Signature Features

Steam Cook (Oven)

- Delivers moisture at precise times for a crisp, browned outside and tender inside.

Speed Cook (Microwave)

- Cook food faster and more evenly by using power convection.

Flex Duo™ (Oven)

- Cook two dishes at different temperatures simultaneously with the Smart Divider.

Available Colors



Stainless Steel (shown)



Black Stainless Steel



Steam Cook



Flex Duo™

Features

- Digital-Analog Controls
- 1.9/5.1 cu. ft. Capacity
- Hybrid Clean and Self-Clean (Oven)
- Gourmet Cook (Oven)
- Dual Convection (Oven)
- Wi-Fi Connectivity
- Wi-Fi Enabled Temperature Probe (Oven)
- LED Spotlights (Oven)
- Easy View Window
- 3 Heavy-Duty Racks including a Gliding Rack (Oven)
- Soft-Close Door (Oven)
- Ceramic Plate (Microwave)
- Rapid Preheat (Oven)
- Auto Latch Microwave Door
- 6 Oven Modes including Steam Bake and Steam Roast
- Blue LED Illuminated Knobs
- Broil Element
- Smart Control Key (Oven)
- 6 Rack Positions (Oven)
- Drop-Down Door Design
- LCD Display

Convenience

- Hidden Heating Element (Oven)
- Sabbath Mode (Oven)
- Delay Start (Oven)
- Proofing (Oven)
- Warming Mode (Oven)
- Kitchen Timer
- Child Safety Lock
- Convection Conversion

30" Microwave Combination Wall Oven

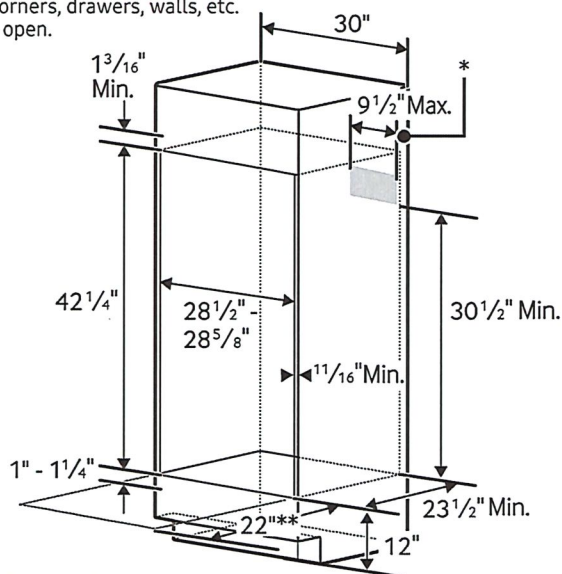
SAMSUNG

Cabinet Dimensions

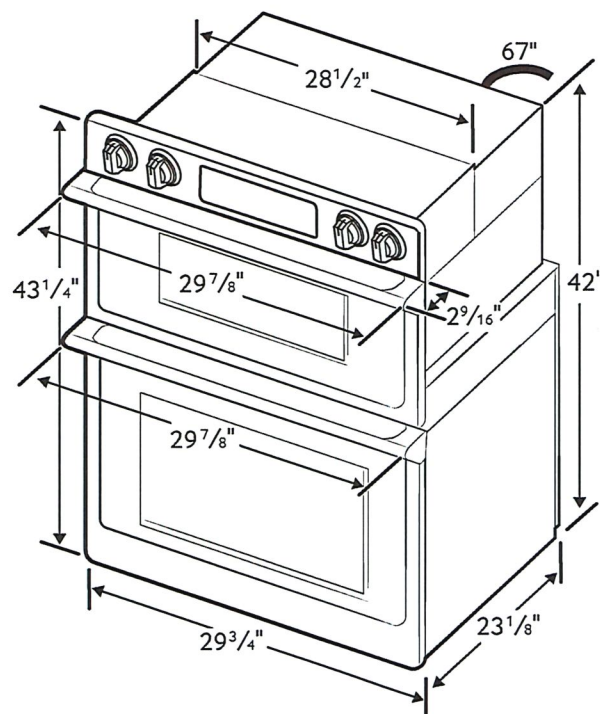
Combination Oven Installed in Cabinet

* Junction Box

****Allow a minimum of 22" for clearance to adjacent corners, drawers, walls, etc. when door is open.**



Product Dimensions



Total Capacity: 1.9/5.1 cu. ft.

- Microwave: 1.9 cu. ft.
- Wall Oven: 5.1 cu. ft. total, 2.8/2.2 cu. ft.
- Hidden Bake Element
- Bake: 175°F–550°F
- Convection Bake: 175°F–550°F
- Convection Roast: 175°F–550°F
- Broil: Low-High
- Steam Bake: 230°F–550°F
- Steam Roast: 230°F–550°F
- Proofing
- Sabbath Mode

Warranty

One (1) Year All Parts and Labor

Ten (10) Years Parts Warranty for Magnetron

Product Dimensions & Weight (WxHxD)

Outside (Max) Combination Oven Dimensions:

29⁷/₈" x 43¹/₄" x 25¹¹/₁₆"

Combination Oven Cut-Out Dimensions:

28¹/₂" x 42¹/₄" x 23¹/₂"

Weight: 119 lbs.

Shipping Dimensions & Weight (WxHxD)

Dimensions:

33⁵/₈" x 48³/₁₆" x 29⁵¹/₆₄"

Weight: 132.5 lbs.

Color

Stainless Steel

Black Stainless Steel

Model

NO70M7770DS

NQ70M7770DG

UPC Code

887276195186

887276195162

RATING	
240V	9.5 kW
208V	7.2 kW
BREAKER SIZE	
240V	40 Amps
208V	40 Amps

Actual color may vary. Design, specifications, and color availability are subject to change without notice. Non-metric weights and measurements are approximate.

©2017 Samsung Electronics America, Inc. 85 Challenger Road, Ridgefield Park, NJ 07660. Tel: 800-SAMSUNG. samsung.com. Samsung is a registered trademark of Samsung Electronics Co. Ltd.

NZ30K7880US


30" Induction Cooktop

Features

- Power Boost
- WiFi Connectivity
- Bluetooth Connected to Hood
- 15 Power Levels plus Booster
- Simmer
- Melt Setting
- 5 Induction Elements – Including 4800W Dual Burner – 7"/11"
- 8.6kW Power
- 2-Stage Residual Heat Indicator

Convenience

- Kitchen Timer
- Child Safety Lock
- Safety Shutoff
- Direct Access
- Quick Stop/Start/Pause Controls
- Demo Mode



Flex Zone



Magnetic Knob

Available Colors



Stainless Steel (shown)



Black Stainless Steel

Signature Features

FLEX ZONE

- Large cooking area designed to adapt to different pot shapes and sizes for optimal flexibility.

DIGITAL-ANALOG CONTROLS

- The ultimate interface, choose between a removable magnetic analog-knob or digital touch controls.

VIRTUAL FLAME™ TECHNOLOGY

- LED surface lights shine onto pans to give the visual of gas cooking, with the precision of induction.

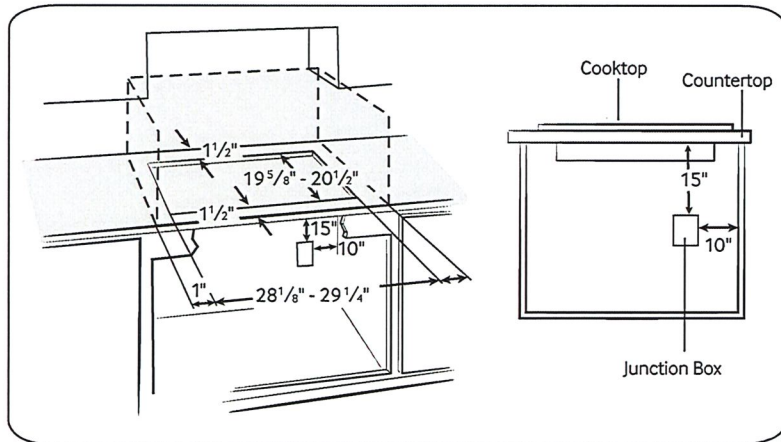
SAMSUNG

NZ30K7880US

30" Induction Cooktop

Installing Your Cooktop

Can be installed over a single oven.



Total Power

8.6kW

Power Source

240V/60Hz/45 Amps

Induction Cooktop

- Left Front: Flex Zone Plus 1800W (Boost 2600W)
- Left Rear: Flex Zone Plus 1800W (Boost 2600W)
- Right Front: 6" (VF_VE) 1400W (Boost 1800W)
- Center: 7/11" (VF_VE) 3600W (Boost 4800W)
- Flex Zone: 7¹¹/₁₆" x 15³/₄"

Warranty

One (1) Year All Parts and Labor

Product Dimensions & Weight (WxHxD)

Outside (Max) Cooktop Dimensions:

30" x 4" x 21¹/₄"

Cooktop Cutout Dimensions:

28³/₈" x 4" x 19³/₇"

Weight: 49.8 lbs.

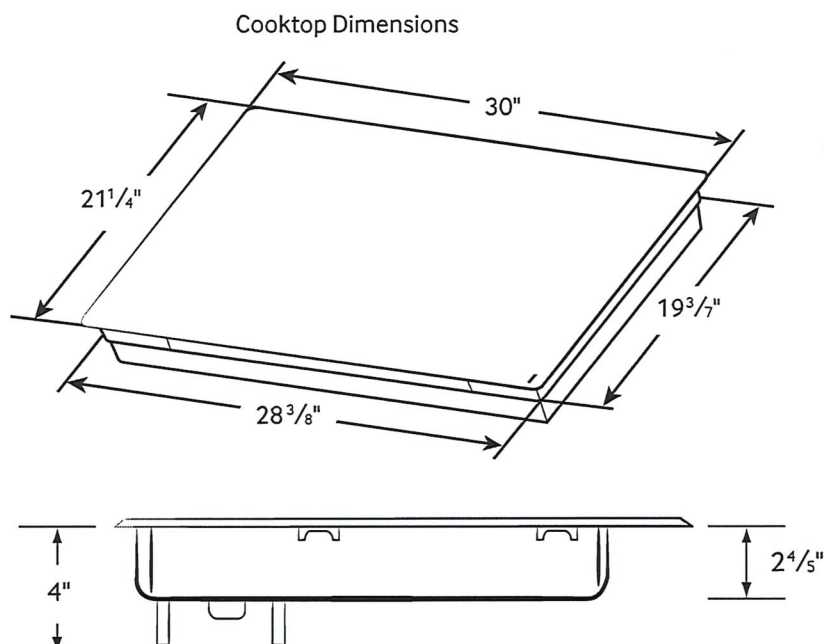
Shipping Dimensions & Weight (WxHxD)

Dimensions:

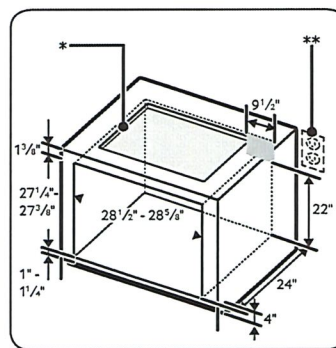
34" x 7⁵/₁₆" x 25"

Weight: 60.8 lbs.

Dimensions



Cutout Dimensions of Countertop



* See built-in oven installation for complete installation instructions. See label on top of approved built-in oven models.

** Refer to installation manual of oven.

SAMSUNG


Actual color may vary. Design, specifications, and color availability are subject to change without notice. Non-metric weights and measurements are approximate.

©2016 Samsung Electronics America, Inc. 85 Challenger Road, Ridgefield Park, NJ 07660. Tel: 800-SAMSUNG. samsung.com. Samsung is a registered trademark of Samsung Electronics Co., Ltd.

DW80R9950

SAMSUNG

Samsung Linear Wash 39 dBA Dishwasher



Signature Features

Linear Wash System

- AquaBlast™ jets provide corner to corner coverage for superior cleaning.


Whisper Quiet Cleaning

- Less noise and less disturbance with virtually silent wash cycles at 39 dBA.

AutoRelease™ Door


- At the end of a cycle, the door automatically opens to circulate air and improve drying performance.

Available Colors

-  Fingerprint Resistant Stainless Steel (shown)
-  Fingerprint Resistant Black Stainless Steel
-  Fingerprint Resistant Tuscan Stainless Steel



Linear Wash System



AutoRelease™ Door

Features

- Flexible 3rd Rack
- Fingerprint Resistant Stainless Finish
- Zone Booster™
- Touch Control
- Quiet Operation: 39 dBA
- Wi-Fi Connectivity
- 7 Wash Cycles
- 8 Options
- Half-Load Cycle
- Express Cycle: 60 Minutes
- One-Touch Adjustable Racking System
- Full Stainless Steel Interior
- 15 Place Settings
- 3 Spray Wash Arms (Upper, Middle, Lower)

Convenience

- LED Time Display
- Control Lock
- Delay Start
- Digital Leak Sensor

Rating

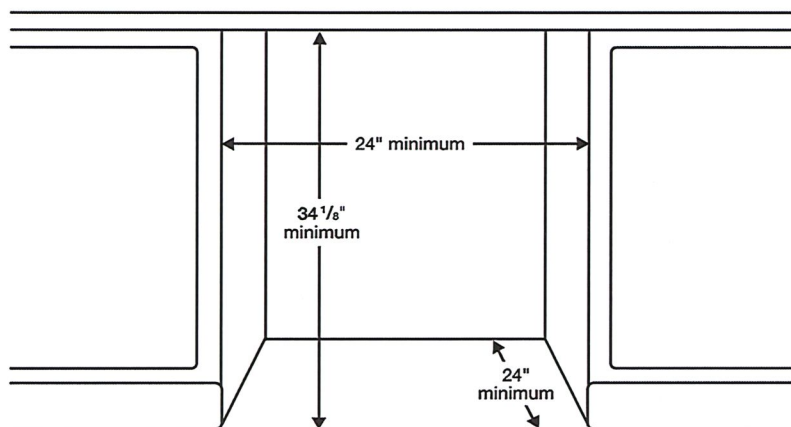
ENERGY STAR®-rated:
239 kWh/yr

DW80R9950

SAMSUNG

Samsung Linear Wash 39 dBA Dishwasher

Installation Specifications



Features

- 7 Wash Cycles: Auto, Normal, Heavy, Delicate, Express 60, Rinse Only, Self Clean
- 8 Options: Half-Load Wash (Lower Rack), Zone Booster™ (Left), Speed Booster, Hi-Temp Wash, Sanitize (Anti-bacterial – NSF), Delay Start, Control Lock, Smart Control (Wi-Fi App)
- AutoRelease™ Door
- Hidden Heat Element
- Stainless Steel Interior Tub

Convenience

- Control Lock
- Digital Water Leakage Sensor
- Flexible Third Rack
- One-Touch Adjustable Racking System
- Silverware Basket
- Upper Rack: Foldable Cup Shelves, 2 Adjustable Tines
- Lower Rack: Fold-Down Tines

Warranty

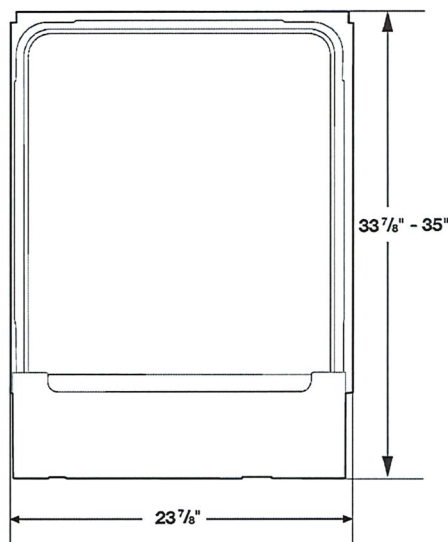
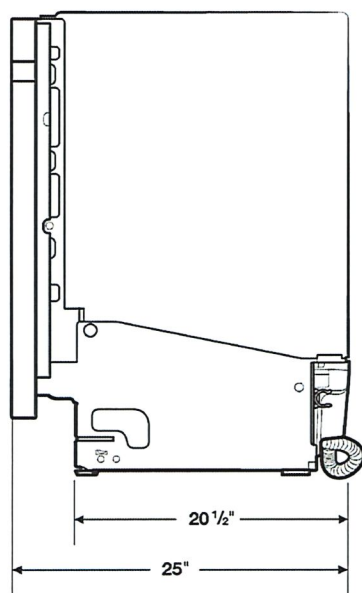
One (1) Year All Parts and Labor

Five (5) Year Limited on Printed Circuit Board and Interior Nylon Racks

Dimensions

Side View

Rear View



Product Dimensions & Weight (WxHxD)

Dimensions (height is adjustable):

23⁷/₈" x 33⁷/₈" – 35" x 25"

Weight: 95 lbs

Shipping Dimensions & Weight (WxHxD)

Dimensions:

26" x 34³/₄" x 29³/₄"

Weight: 101 lbs

Color	Model #	UPC Code
Fingerprint Resistant Stainless Steel	DW80R9950US	887276296647
Fingerprint Resistant Black Stainless Steel	DW80R9950UG	887276296623
Fingerprint Resistant Tuscan Stainless Steel	DW80R9950UT	887276320137



30" (76.2 CM) AND 36" (91.4 CM) WALL-MOUNT CANOPY RANGE HOOD

Installation Instructions and Use and Care Guide

For questions about features, operation/performance, parts, accessories or service, call: **1-800-422-1230**

or visit our website at **www.kitchenaid.com**

In Canada, for assistance, installation and service, call: **1-800-807-6777**

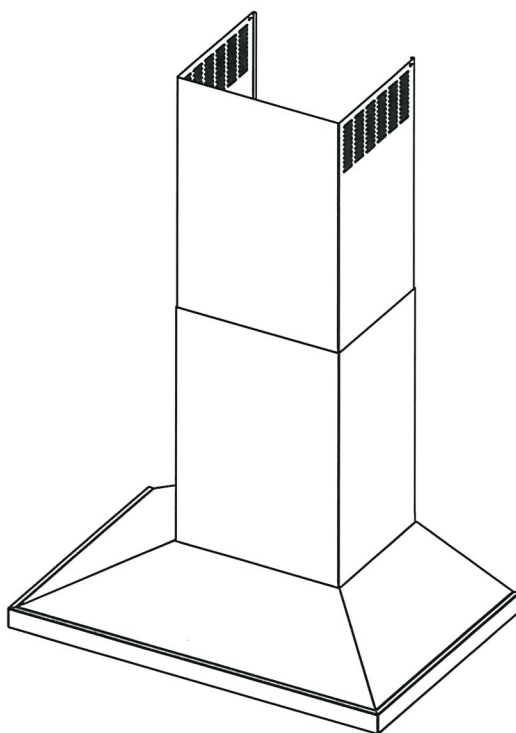
or visit our website at **www.kitchenaid.ca**

HOTTE D'EXTRACTION À MONTAGE MURAL DE 30" (76,2 CM) ET 36" (91,4 CM)

Instructions d'installation et Guide d'utilisation et d'entretien

Au Canada, pour assistance, installation ou service, composez le **1-800-807-6777**

ou visitez notre site web à **www.kitchenaid.ca**



IMPORTANT: READ AND SAVE THESE INSTRUCTIONS. FOR RESIDENTIAL USE ONLY.

IMPORTANT : LIRE ET CONSERVER CES INSTRUCTIONS. POUR UTILISATION RÉSIDENIELLE UNIQUEMENT.