

36" Counter-Depth 3-Door Refrigerator

500 Series – Stainless Steel B36CD50SNS



BOSCH

Invented for life

DV2- Lot 31



B36CD50SNS
Stainless Steel

Also available in:

Black Stainless Steel
B36CD50SNB

Introducing the QuickIcePro System™, industry's fastest refrigerator ice maker.¹ Enjoy freshly filtered ice that's replenished fast.

Features & Benefits

The Bosch QuickIcePro System offers rapid ice replenishment, producing up to 12 lbs of ice per day,² ensuring ample ice availability

UltraClarityPro™ water filter reduces >99.9% of sediment that may be found in your water and ice, including harsh elements like chlorine and chloramine.

With Home Connect™, remotely control and monitor your appliance to efficiently manage your day.

General Properties

Full 69" height and true counter depth for built-in appearance	Yes
Easy Clean Stainless Steel	Yes
Lighting	Recessed LED light bars
Number of evaporators	1
Defrost process refrigerator section	Frost-free
Number of shelves – refrigerator	5
Adjustable shelves – refrigerator	4 half-width
Shelf material – refrigerator	Tempered glass
Type of shelves – refrigerator	Frameless split shelves with chromed trim
Ice maker	Yes
Water filter	UltraClarityPro™
External water and ice dispenser	Yes
Gallon storage bins	2
Humidity control compartments	2
Full width drawer	1
Touch control panel	Yes
AirFresh® filter	Yes
MultiAirFlow™	Yes
Stainless steel back wall	Yes
Defrost process freezer section	Automatic
Number of drawers – freezer	2
Wi-Fi enabled	Yes, Home Connect™ app

Capacity

Total capacity (cu. ft.)	21.6
Refrigerator capacity (cu. ft.)	15.2
Freezer capacity (cu. ft.)	6.4

Technical Details

Current (A)	15 A
Volts (V)	115 V
Frequency (Hz)	60 Hz
Power cord length (in.)	91
Plug type	120V-3 prong

Dimensions & Weight

Appliance dimensions with hinges, handles and doors (HxWxD) (in.)	70" x 35 5/8" x 31 1/8"
Appliance dimensions without hinges and doors (HxWxD) (in.)	69 1/2" x 35 5/8" x 24"***
Appliance dimensions with hinges and doors, no handles (HxWxD)(in.)	70" x 35 5/8" x 28 3/4"
Required cutout size (HxWxD) (in.)	70" x 36" x 25"
Net weight (lbs)	350 lbs

Efficiency

Energy consumption (kWh/yr)	656
ENERGY STAR® qualified	Yes

Accessories

UltraClarityPro™ Water Filter: BORPLFTR50



Home Connect

¹Based on single ice maker production rates during a 24-hour period, measured per IEC standard and manufacturer user's manuals, for brands identified in US and Canada TraQline as freestanding French door bottom mount refrigerators. Results may vary depending on operating conditions.

²Based on filling 8 oz glasses.

*When leveling legs are fully extended, add 5/8" to overall height, total 70 5/8".

**The cutout depth of 25" includes the required 1" airflow. The electrical covers on the back of unit do not require additional depth.

Accessories: To purchase Bosch accessories, cleaners & parts please visit www.bosch-home.com/us/store or call 1-800-944-2904 (Mon to Fri 5 am to 6 pm PST, Sat 6 am to 3 pm PST).

Notes: All height, width and depth dimensions are shown in inches. BSH reserves the absolute and unrestricted right to change product materials and specifications, at any time, without notice. Consult the product's installation instructions for final dimensional data and other details prior to making cutout.

Warranties: Please see Use & Care manual or Bosch website for statement of limited warranty.

For more information on our entire line of products, go to www.bosch-home.com/us or call 1-800-944-2904

© BSH Home Appliances Corporation. All rights reserved. Bosch is a registered trademark of Robert Bosch GmbH.

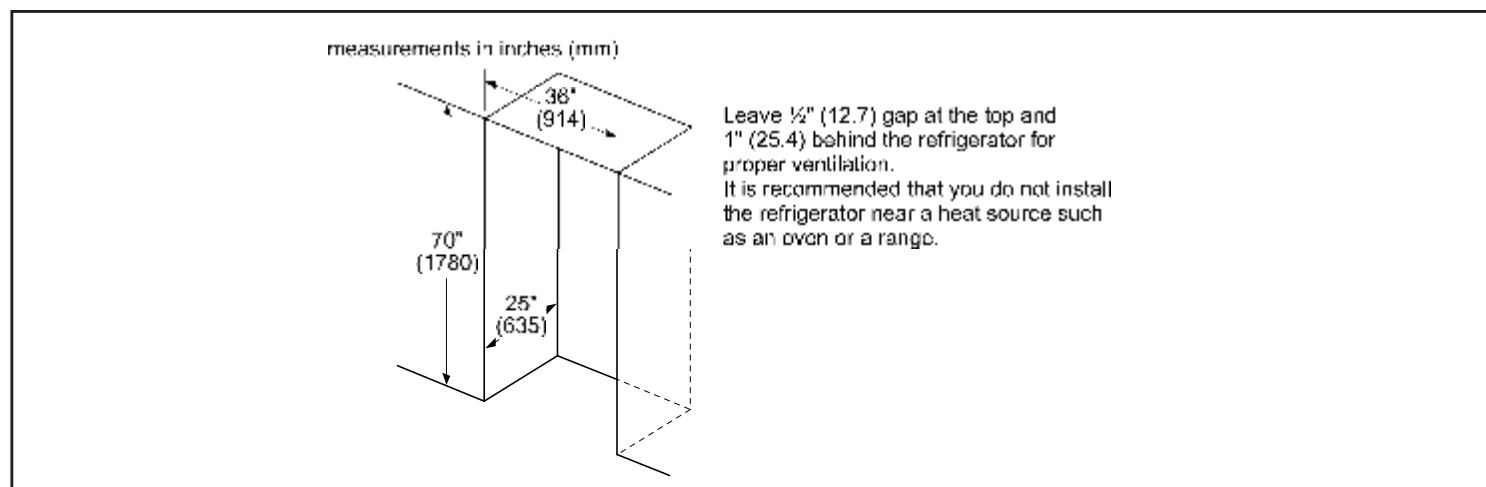
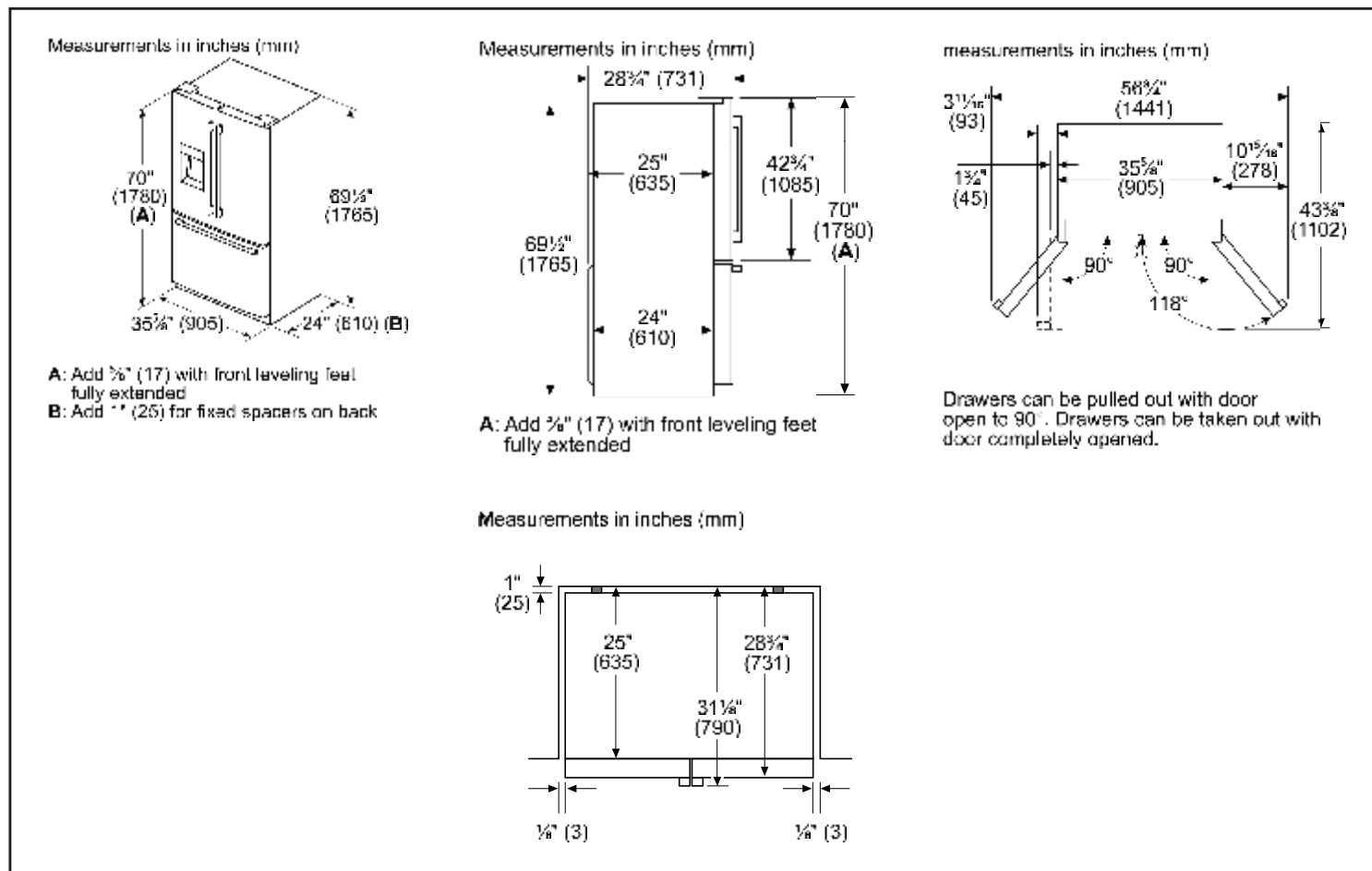
36" Counter-Depth 3-Door Refrigerator

500 Series – Stainless Steel B36CD50SNS



DV2- Lot 31

Installation Details



Accessories: To purchase Bosch accessories, cleaners & parts please visit www.bosch-home.com/us/store or call 1-800-944-2904 (Mon to Fri 5 am to 6 pm PST, Sat 6 am to 3 pm PST).

Notes: All height, width and depth dimensions are shown in inches. BSH reserves the absolute and unrestricted right to change product materials and specifications, at any time, without notice. Consult the product's installation instructions for final dimensional data and other details prior to making cutout.

Warranties: Please see Use & Care manual or Bosch website for statement of limited warranty.

For more information on our entire line of products, go to www.bosch-home.com/us or call 1-800-944-2904

© BSH Home Appliances Corporation. All rights reserved. Bosch is a registered trademark of Robert Bosch GmbH.

36" Induction Cooktop

500 Series – Black NIT5668UC



DV2- Lot 31



NIT5668UC
Black

The 500 Series induction cooktop is sleek in design, and offers quick and even cooking results.

Features & Benefits

Induction – faster than gas and electric cooktops. Precise cooking, easy cleaning and more efficient

12" dual-ring center cooking zone for large pots and pans

17 power levels for each cooking zone

Each cooking zone has an independent countdown timer

SpeedBoost® – adds even more power to speed up the cooking process

Element Performance

Power of Front Left heating element	1,800 W
Power of Front Left heating element (in boost)	3,100 W
Power of Back Left heating element	1,800 W
Power of Back Left heating element (in boost)	3,100 W
Power of Center heating element	3,300 / 2,200 W
Power of Center heating element (in boost)	5,400 / 3,700 W
Power of Back Right heating element	1,400 W
Power of Back Right heating element (in boost)	2,200 W
Power of Front Right heating element	2,200 W
Power of Front Right heating element (in boost)	3,700 W
Burners with booster	All

Element Size

Dimension of Front Left heating element	7"
Dimension of Back Left heating element	7"
Dimension of Center heating element	12", 9"
Dimension of Back Right heating element	6"
Dimension of Front Right heating element	9"

Technical Details

Watts	9,600 W
Circuit breaker	40 A
Volts	208-240 V
Frequency	60 Hz
Plug type	No plug
Power cord length	37"
Energy source	Electric

Dimensions & Weight

Overall appliance dimensions (HxWxD)	5/16" +4 1/8" x 37" x 21 1/4"
Required cutout size (HxWxD)	4 1/8" x 34 7/8" x 20"
Minimum distance from counter front	2 1/4"
Minimum distance from rear wall	2"
Net weight	53 lbs

Accessories—Optional



HEZ390210
8" AutoChef® pan



HEZ390220
9" AutoChef® pan



HEZ390230
10" AutoChef® pan

Accessories: To purchase Bosch accessories, cleaners & parts please visit www.bosch-home.com/us/store or call 1-800-944-2904 (Mon to Fri 5 am to 6 pm PST, Sat 6 am to 3 pm PST).

Notes: All height, width and depth dimensions are shown in inches. BSH reserves the absolute and unrestricted right to change product materials and specifications, at any time, without notice. Consult the product's installation instructions for final dimensional data and other details prior to making cutout.

Warranties: Please see Use & Care manual or Bosch website for statement of limited warranty.

For more information on our entire line of products, go to www.bosch-home.com/us or call 1-800-944-2904

© BSH Home Appliances Corporation. All rights reserved. Bosch is a registered trademark of Robert Bosch GmbH.

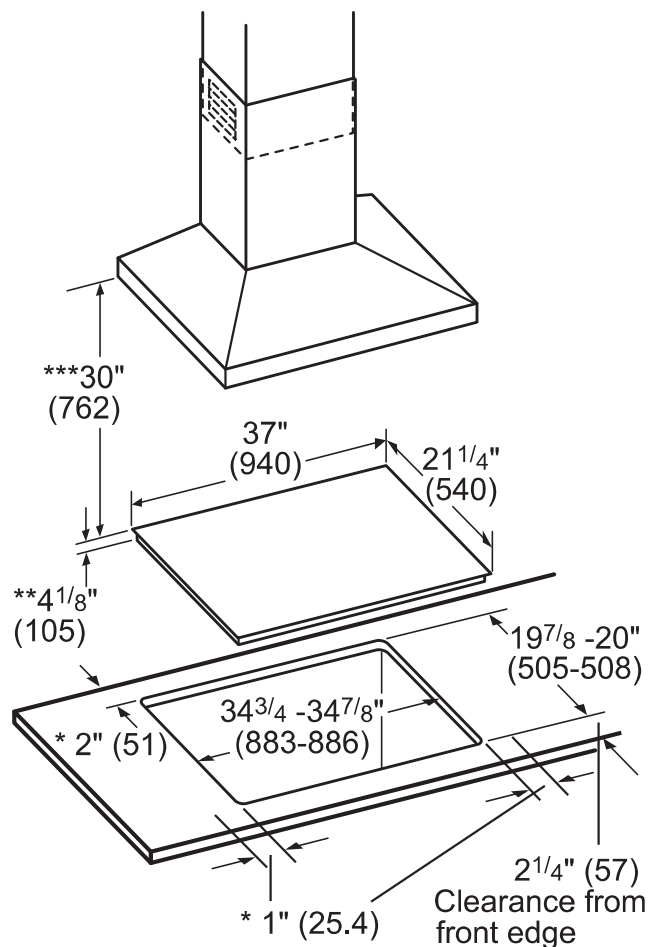
500 Series – Black NIT5668UC



Invented for life

DV2- Lot 31

Installation Details



- * Minimum clearance from the cooktop cutout to the wall
- ** Installed depth includes gap of 1" (26 mm) to the ventilation
- *** Minimum clearance between surface of the cooktop and lower edge of the exhaust hood.

measurements in inches (mm)

Technical diagram illustrating the required clearances and dimensions for a built-in oven installation. The diagram shows a cross-section of the oven unit and its surrounding structure.

Dimensions and Clearances:

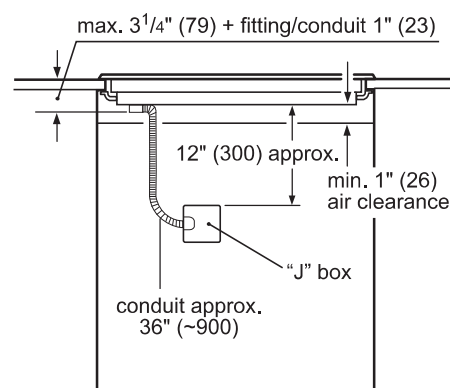
- Top Clearance:**
 - Heat shield: Self-positioning - 2 3/8" (60) length.
 - Cooktop conduit fitting: 4" (102)
 - Clearance from cooktop to countertop: 3 1/8" (79)
 - Clearance from cooktop to heat shield: 1 5/8" (42) (see notes)
 - Clearance from heat shield to countertop: 3" (76)
- Front Clearance:**
 - Clearance from countertop to oven top: 6 1/16" (169)
 - Clearance from oven top to countertop: 24 5/8" (625)
 - Clearance from oven top to oven door: 29" (737)
 - Clearance from oven door to oven base: 26 9/16" (674)
 - Clearance from oven base to oven door: 4 3/4" (121)
 - Clearance from oven door to oven base: 28 1/4" (718)
 - Clearance from oven base to oven door: 36" (915)
- Labels:**
 - Cooktop
 - Built-in oven

Notes:

Dimensions based on standard countertop height (36" with 4³/₄" toe kick including base plate).

The built-in oven can be installed below the induction cooktop as long as there is a minimum 1" (26) clearance between the bottom of the cooktop and the top of the oven.

measurements in inches (mm)



Measurements in inches (mm)

Accessories: To purchase Bosch accessories, cleaners & parts please visit www.bosch-home.com/us/store or call 1-800-944-2904 (Mon to Fri 5 am to 6 pm PST, Sat 6 am to 3 pm PST).

Notes: All height, width and depth dimensions are shown in inches. BSH reserves the absolute and unrestricted right to change product materials and specifications, at any time, without notice. Consult the product's installation instructions for final dimensional data and other details prior to making cutout.

Warranties: Please see Use & Care manual or Bosch website for statement of limited warranty.

For more information on our entire line of products, go to www.bosch-home.com/us or call 1-800-944-2904

© BSH Home Appliances Corporation. All rights reserved. Bosch is a registered trademark of Robert Bosch GmbH.

30" Speed Combination Oven

800 Series – Black Stainless Steel HBL8743UC



BOSCH

Invented for life

DV2- Lot 31



HBL8743UC

Black Stainless Steel

Also available in:
Stainless Steel HBL8753UC

Bosch speed combination ovens create an all-in-one cooking center with an upper speed oven and a Genuine European Convection oven below.

Features & Benefits

Bosch black stainless steel helps guard against scratches and fingerprints.

2-in-1 microwave and convection oven with 9 SpeedChef® programs to simplify cooking with fast results.

Lower oven's convection multi-rack mode gives uniform baking results even when using all 3 racks simultaneously.

Download the Home Connect app to remotely monitor and control your Bosch wall oven with your smart phone or tablet.

General Properties

Home Connect™ – lower cavity (WiFi enabled)	Yes
Cooking modes – upper cavity	Speed oven; 12 Auto Programs (including Auto Defrost, Melt Butter, Soften Ice Cream, Pizza), 9 Sensor Cook Programs, 9 SpeedChef® Programs, Hi & Lo Broil, European Convection, Keep Warm, Frozen Foods
Cooking modes – lower cavity	Bake, Variable Broil (hi & low), Roast, Warm, Sabbath, Proof Dough, Convection Bake, Convection Broil, Convection Roast, Pizza, Multi Rack Genuine European Convection, Convection Conversion, Temperature Probe, Fast Preheat
Cleaning type – lower	Self Clean
Telescopic rack	1
Illumination type	LED (Upper) / Halogen (Lower)
Interior lights	1 Upper / 2 Lower

Oven Performance

Microwave power – upper cavity	1000 W
Bake / broil element wattages – upper cavity	600 / 1,750 W
Convection element wattages – upper cavity	1,700 W
Bake / broil element wattages – lower cavity	2,400 / 3,800 W
Convection element wattages – lower cavity	2,000 W

Technical Details

Watts (W)	9,600 W
Circuit breaker (A)	40 A
Volts (V); Frequency (Hz)	240 / 208 V; 60 Hz
Power cord length (in)	50"
Plug type	Fixed Connection, No Plug
Energy source	Electric

Dimensions & Weight

Overall appliance dimensions (HxWxD) (in)	49" x 29 3/4" x 24 1/2"
Required cutout size – Standard (HxWxD) (in)	48 5/8" x 28 1/2" x 23 1/2"
Required cutout size – Flush (HxWxD) (in)	49 1/8" x 30" x 24 1/2"
Speed oven cavity size – upper	1.6 cu. ft.
Overall upper speed oven interior dimensions (HxWxD) (in.)	9 7/8" x 16 1/2" x 16 1/2"
Metal turntable diameter (in)	13 3/4" dia.
Turntable – ceramic cookware max. – upper	12 1/2" dia.
Rack – rectangular cookware max. – upper	15" x 12"
Oven cavity size – lower	4.6 cu. ft.
Overall lower oven interior dimensions (HxWxD) (in)	17 13/16" x 24 1/8" x 18"
Usable lower oven interior dimensions (HxWxD) (in)	12 1/4" x 23 1/4" x 15 1/4"
Net weight (lbs)	259 lbs

Accessories – Included

Upper Oven: Metal Turntable, Square rack, Ceramic Cooking Tray
Lower Oven: 1 Telescopic and 2 Standard Oven Racks, Meat Probe

Accessories – Optional



HEZTR301
30" Telescopic Rack



*Lower wall oven only

Accessories: To purchase Bosch accessories, cleaners & parts please visit www.bosch-home.com/us/store or call 1-800-944-2904 (Mon to Fri 5 am to 6 pm PST, Sat 6 am to 3 pm PST).

Notes: All height, width and depth dimensions are shown in inches. BSH reserves the absolute and unrestricted right to change product materials and specifications, at any time, without notice. Consult the product's installation instructions for final dimensional data and other details prior to making cutout.

Warranties: Please see Use & Care manual or Bosch website for statement of limited warranty.

For more information on our entire line of products, go to www.bosch-home.com/us or call 1-800-944-2904

© BSH Home Appliances Corporation. All rights reserved. Bosch is a registered trademark of Robert Bosch GmbH.

30" Speed Combination Oven

800 Series – Black Stainless Steel HBL8743UC

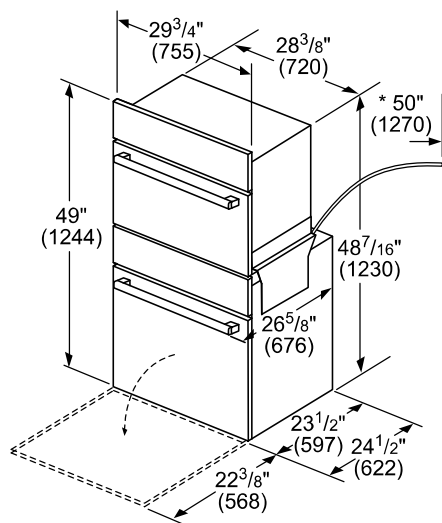


BOSCH

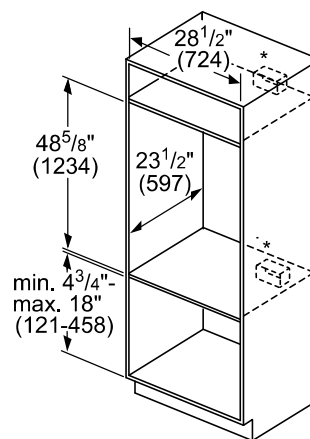
Invented for life

DV2- Lot 31

Installation Details



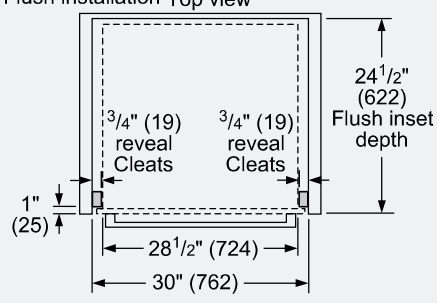
* Power cable 50" (1270 mm) from the lower oven.



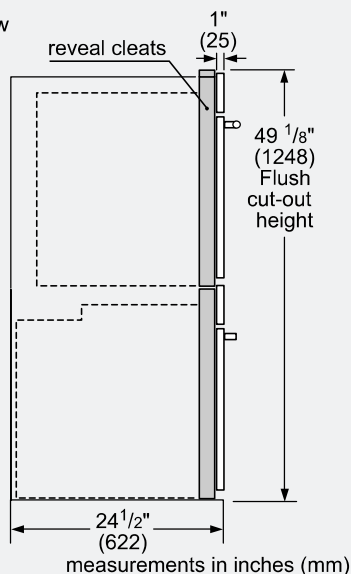
* Junction box may be installed above, below, or to the left or right of the unit within reach of the power cable

measurements in inches (mm)

Flush installation Top view



Side view



measurements in inches (mm)

Example Flush Install



Single wall oven shown.

Accessories: To purchase Bosch accessories, cleaners & parts please visit www.bosch-home.com/us/store or call 1-800-944-2904 (Mon to Fri 5 am to 6 pm PST, Sat 6 am to 3 pm PST).

Notes: All height, width and depth dimensions are shown in inches. BSH reserves the absolute and unrestricted right to change product materials and specifications, at any time, without notice. Consult the product's installation instructions for final dimensional data and other details prior to making cutout.

Warranties: Please see Use & Care manual or Bosch website for statement of limited warranty.

For more information on our entire line of products, go to www.bosch-home.com/us or call 1-800-944-2904

© BSH Home Appliances Corporation. All rights reserved. Bosch is a registered trademark of Robert Bosch GmbH.

30" Speed Combination Oven

800 Series – Black Stainless Steel HBL8743UC



BOSCH

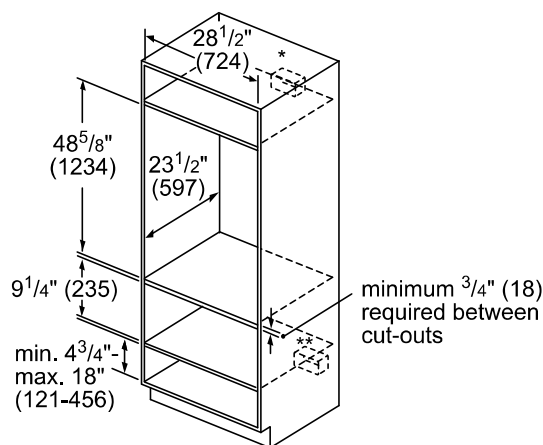
Invented for life

DV2- Lot 31

Installation Details

Standard Installation

Combination oven over storage or warming drawer



* Wall oven junction box may be located above or to the right or left of the unit within reach of the power cable.

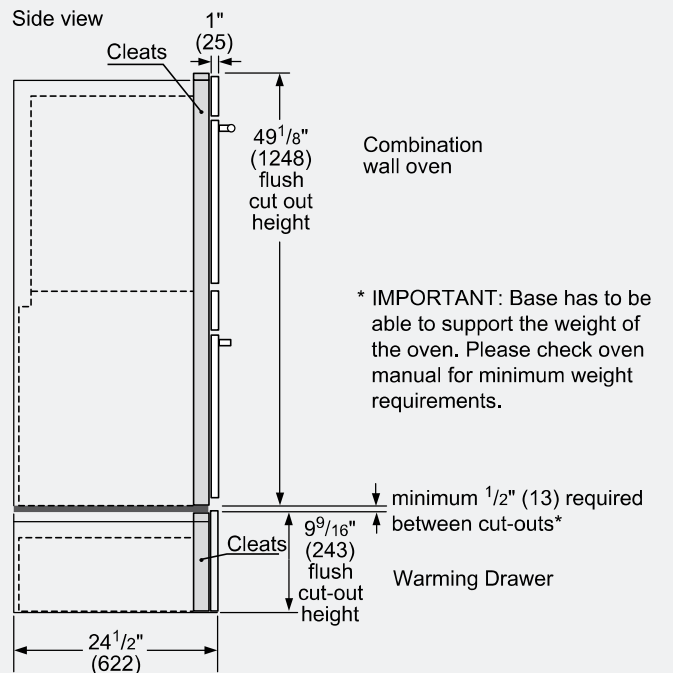
** Electrical hook-up may be located below (depending on space) or next to the drawer within reach of the power cable.

measurements in inches (mm)

Flush installation

Combination oven over storage or warming drawer

Side view



measurements in inches (mm)

Accessories: To purchase Bosch accessories, cleaners & parts please visit www.bosch-home.com/us/store or call 1-800-944-2904 (Mon to Fri 5 am to 6 pm PST, Sat 6 am to 3 pm PST).

Notes: All height, width and depth dimensions are shown in inches. BSH reserves the absolute and unrestricted right to change product materials and specifications, at any time, without notice. Consult the product's installation instructions for final dimensional data and other details prior to making cutout.

Warranties: Please see Use & Care manual or Bosch website for statement of limited warranty.

For more information on our entire line of products, go to www.bosch-home.com/us or call 1-800-944-2904

© BSH Home Appliances Corporation. All rights reserved. Bosch is a registered trademark of Robert Bosch GmbH.

06/20

24" Pocket Handle Dishwasher

500 Series – Black SHPM65W56N



DV2- Lot 31



SHPM65W56N
Black

Also available in:

Stainless Steel SHPM65W55N

White SHPM65W52N

The flexible 3rd rack allows you to accommodate deeper items, while adjustable tines let you customize the rack's loading space.

Features & Benefits

44 dBA: Quietest dishwasher brand in North America.*

A flexible 3rd rack with fold down sides adds 30% more loading area.**

The pocket handle seamlessly integrates into your kitchen & installs flush.

EasyGlide™ rack provides a smooth glide for easier loading & unloading.

FlexSpace™ Tines fold back to fit your larger pots & pans.

General Properties

Number of wash cycles	5
Number of options	5
dBA	44
Third rack	Flexible 3rd Rack
Rack adjustability	Rackmatic®
Tub material	Stainless Steel
Control type	Buttons
Concealed heating element	Yes
Leak protection system	24/7 AquaStop®
Water softener	No
Five-level wash	Yes
ChildLock	No
Special features	InfoLight®, Extra Dry Option

Efficiency

Water usage per cycle	2.9
Energy efficiency class	Tier 1
ENERGY STAR® qualified	Yes
Total annual energy consumption (kWh)	269
Total annual water consumption (g)	623.5

Capacity

Number of place settings	16
--------------------------	----

Technical Details

Watts (W)	1440 W
Current (A)	12 Amps
Volts (V)	120 V
Frequency (Hz)	60 Hz
Power cord length	N/A
Minimum water pressure (lb/sin)	14
Length outlet hose (in)	79"

Dimensions & Weight

Overall appliance dimensions (HxWxD) (in)	33 7/8" x 23 9/16" x 23 3/4"
Required cutout size (HxWxD) (in)	33 7/8" x 23 5/8" x 24"
Adjustable feet	Yes
Net weight (lbs)	91 lbs

Accessories—Optional

Drain Hose Extension Kit	SGZ1010UC
Dishwasher Accessory Kit	SMZ5000
Anti-Tarnish Silverware Cassette	SMZ5002UC
Power Cord with Cold Plug	SMZPC002UC



*Based on an average of sound ratings of 24" Full Size Stainless Steel Tub dishwashers contained in major brands US & Canadian websites. Major brands defined as TraQline Top 5 Market Share (US & Canada) December 2017.

**Compared to Bosch dishwasher with two racks.

Accessories: To purchase Bosch accessories, cleaners & parts please visit www.bosch-home.com/us/store or call 1-800-944-2904 (Mon to Fri 5 am to 5 pm PST, Sat 6 am to 3 pm PST).

Notes: All height, width and depth dimensions are shown in inches. BSH reserves the absolute and unrestricted right to change product materials and specifications, at any time, without notice. Consult the product's installation instructions for final dimensional data and other details prior to making cutout.

Warranties: Please see Use & Care manual or Bosch website for statement of limited warranty.

For more information on our entire line of products, go to www.bosch-home.com/us or call 1-800-944-2904

© BSH Home Appliances Corporation. All rights reserved. Bosch is a registered trademark of Robert Bosch GmbH.

07/18