

# Integrated Dishwasher, 24", Sanitize

Series 7 | Integrated

Panel Ready

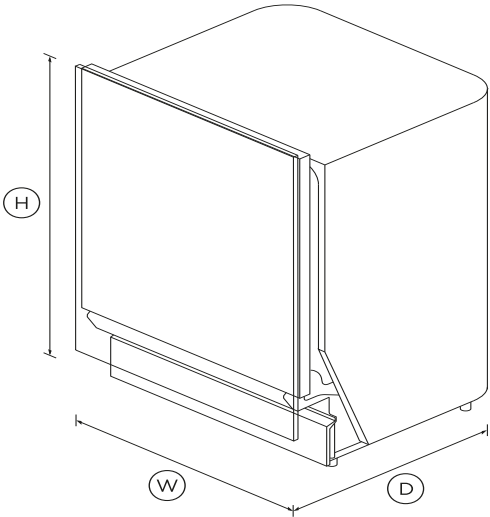


Offering a superior wash performance, this Dishwasher is panel ready and designed to be integrated into your kitchen for a seamless look.

- Customize with your own front panel and handle to match your kitchen cabinetry
- Six wash programs to suit any load, from Delicate to Heavy
- Quick, Sanitize and Extra Dry provide extra wash options
- Flexible racking allows you to customise internal shelves to suit your needs

## DIMENSIONS

Height	32 1/4"
Width	23 9/16"
Depth	21 3/4"



## FEATURES & BENEFITS

- Sized to suit**  
Install this fully integrated dishwasher to tall (American size) or short (Euro/ADA size) counter heights, ensuring minimal gaps. Customize with a front panel to match kitchen cabinetry.
- A quality wash**  
This dishwasher offers seven wash programs including Auto, which automatically senses the optimal wash cycle for your dishes. The three stage filtration system delivers a superior clean, while the rinse aid indicator reminds you to top up for squeaky-

clean dishes.

- Flexible stacking**  
Designed to fit 14 place settings, the flexible, adjustable storage lets you stack even large items with ease - featuring a full width cutlery tray, height adjustable middle rack, cup holders and wine glass supports.
- Quick, Sanitize and Extra Dry options**  
A Quick wash modifier results in a faster clean, while maintaining wash performance. The Sanitize option provides extra protection killing 99.9% of bacteria in the final rinse. The Extra Dry setting is perfect for plastic dishes.

- Quiet and Reliable**  
Running at a very low decibel rating, this dishwasher does its job without making a fuss. The combination of clever technology and simple mechanics means greater reliability and superior wash performance.

- Efficient performance**  
This dishwasher is very efficient in its use of water and energy, while delivering a powerful wash that ensures optimal results.

## SPECIFICATIONS

<b>Accessories</b>	
Kickstrip	Black
<b>Capacity and loading</b>	
Accommodates round plates	10 1/4"
Fold down tines	•
Pitch adjustable tines	•
Place settings	14
<b>Controls</b>	
Child lock	<div><div>DS DL</div><div>DS CU</div><div>•</div></div>

End of cycle beeps	•
Energy saving delay start	•
Rinse aid indicator light	•

### Features

Quiet operation	•
-----------------	---

### Power requirements

Amperage	10A
----------	-----

### Product dimensions

Depth	21 <sup>3</sup> / <sub>4</sub> "
Height	32 <sup>1</sup> / <sub>4</sub> "
Width	23 <sup>9</sup> / <sub>16</sub> "

### Warranty

Parts and labor	2 years
-----------------	---------

### Wash programs

Delicate	•
Extra Dry	•
Fast	Yes
Heavy	•
Medium	Yes
Number of wash programs	10
Quick	•
Rinse	•
Sanitise	•
Wash modifiers	4

### Water connection

Water pressure	0.03 - 1
----------------	----------

SKU	81872
-----	-------

The product dimensions and specifications in this page apply to the specific product and model. Under our policy of continuous improvement, these dimensions and specifications may change at any time. You should therefore check with Fisher & Paykel's Customer Care Centre to ensure this page correctly describes the model currently available. Â© Fisher & Paykel Appliances Ltd 2019.

### Other product downloads available at fisherpaykel.com



Quick Start Guide



User Guide



Service & Warranty Booklet



Installation Guide



### A PEACE OF MIND SALE

24 Hours 7 Days a Week Customer Support

T 1300 650 590 W www.fisherpaykel.com





RS36A72J1\_N

Integrated French Door  
Refrigerator Freezer, 36",  
16.8 cu ft, Panel Ready, Ice

Series 7 | Integrated

This large capacity refrigerator with bottom  
freezer seamlessly integrates into your  
kitchen, fitting flush into your cabinetry.

Panel Ready



A PEACE OF MIND SALE  
24 Hours 7 Days a Week Customer Support  
T 1.888.936.7872 W [www.fisherpaykel.com](http://www.fisherpaykel.com)

Dimensions

Depth	23 3/4"
Height	71 13/16"
Width	35 21/32"

Features & Benefits

**Clever energy**  
Your fridge adapts to daily use by cooling and defrosting only when needed. This means your fridge uses the energy it needs without compromising on food care.

**Ice maker**  
Fresh ice is always available for you in a dedicated freezer bin. Simply turn it off to free up freezer space or during busy times, you can boost ice production by up to 30%.

**Design quality**  
Our fridges are designed and built using quality materials. We use real stainless steel on our fridges and solid glass for shelving.

**Easy installation**  
Our integrated products are easy to install, whether you are renovating your kitchen or designing a new one. Our fridges are designed for minimal gaps with adjustable front and rear feet to allow for uneven floors alongside adjustable door panels that can be customized to match your kitchen.

**Easy cleaning**  
No more permanent dirty marks with our EZKleen feature for stainless steel fridges. Anti-fingerprint coating means you simply wipe clean any marks. Spill-safe secure glass shelves easily capture any drips or leaks.

Specifications

<b>Accessories</b>	
Contemporary Round Handle Kit	25374 sold separately
EZKleen stainless steel door panel & handle kit	RD3672
Replacement water filter	81099
Set of 3 brushed metal handles	24624 (for custom made door panels)
Water filter	Part number 842802

<b>Capacity</b>	
Freezer	5.1 cu ft
Refrigerator	11.7 cu ft
Total	16.8 cu ft

<b>Consumption</b>	
Energy Star Certified	Yes
Energy usage	561 kWh/year

<b>Details</b>	
UPC Code	822843243372

<b>Freezer</b>	
Bottle chill	•
Built-in ice maker	•
Door alarm	•
Fast freeze	•
LED lighting	•
Large plastic bin	•
Slide Out Pastry Tray	•
Small plastic bins	•



Performance

ActiveSmart™ Foodcare	•
Adaptive defrost	•
Frost free freezer	•
Humidity control system	•
Sabbath mode	•

Refrigerator

Adjustable door shelves	6
Adjustable glass shelves	3
Cantilevered Shelves	•
Covered door shelves	2
Deli storage	•
Deli storage bins	1
Door alarm	•
Fruit and vegetable bins	2
LED lighting	•
SmartTouch control panel	•
Soft-close doors	•
Stackable bottle holders	4

Style And Series

Configuration	French Door
Product Series	Series 7
Product Style	Integrated
Type	Fridge/Freezer

Visual Filter

Refrigeration Type	French Door
--------------------	-------------

Warranty

Parts & Labor	2 years
Sealed system parts	5 years

SKU	25075
-----	-------

The product dimensions and specifications in this page apply to the specific product and model. Under our policy of continuous improvement, these dimensions and specifications may change at any time. You should therefore check with Fisher & Paykel's Customer Care Centre to ensure this page correctly describes the model currently available. © Fisher & Paykel Appliances Ltd 2019

Other product downloads available at fisherpaykel.com

www.fisherpaykel.com



Stainless Steel Built-In Refrigerator - RS36A72J1 - Data Sheet



Panel Ready Built-In Refrigerator - RS36A72J1 - Data Sheet

# Dual Fuel Range, 36", 5 Burners, Self-cleaning

Series 9 | Contemporary

Stainless Steel



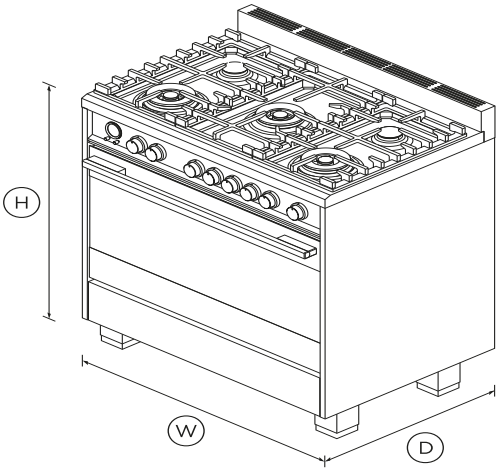
Get the best of both worlds with dual fuel. A gas cooktop with powerful burners is paired with a large convection oven with nine functions.

- Five burner gas cooktop, including one dual ring and two triple ring wok burners
- Convection oven with 4.9 cu.ft total capacity, nine oven functions including Roast, Aero Pastry™ with pizza mode and rapid proof for making bread
- Non-tip full-extension shelves for safe removal of hot dishes

- High-temperature self-cleaning function breaks down food residue for an easy clean

## DIMENSIONS

Height	35 3/4 - 37 1/4"
Width	35 7/8"
Depth	25 1/4"



## FEATURES & BENEFITS

### Multi-shelf cooking

Our AeroTech™ system circulates air evenly throughout the entire oven so dishes on the top shelf turn out just as perfect as food cooking on the bottom shelf.

### Quality and durability

Every detail has been carefully crafted. The solid, perfectly

balanced soft-close door, durable cooktop trivets and machined stainless dials all add up to an exceptional, premium range.

### Easy to clean

Cleaning up spills is effortless. Your cooktop simply needs a quick wipe to keep it looking good as new. The self-clean function breaks down food residue at a very high temperature, leaving a light ash that's easily removed with a damp cloth.

### Burner power & control

Instant and immediate control from the highest to the gentlest heat. The finely tuned cooktop controls let you sear, stir fry or simmer a delicate sauce to perfection.

### Large capacity oven

The generous 4.9 cu.ft total capacity oven gives you plenty of space to cook multiple dishes at once, with enough room to fit a 32 lb turkey.

### Even heat

Accurate, electronically-controlled oven heat ensures a great result every time.

## SPECIFICATIONS

### Accessories

2-pc grill system (Broil pan and	•
Broil pan	•
Broil rack	•
Full Extension Telescopic	2 sets (part 578744)
Kick strip, stainless steel	Part 81659
Small pot support	1 (part 533981 cast)

### Capacity

Shelf positions	7
-----------------	---

### Cleaning



Acid resistant graphite enamel	•	Auto re-ignition system	•
Drop down broil element	•	Automatic rapid pre-heat	•
Drop down grill element	•	Concealed element	•
Flat easy clean glass surface	•	Electronic oven control	•
Pyrolytic proof shelf runners	•	Full extension telescopic	•
Pyrolytic self-clean	•	Internal light	4 x 25W halogen (2 side & 2
Removable oven door	•	Soft open/close door	•
Removable shelf runners	•	True convection	•

Controls

Audio feedback	•	Warming drawer	•
Automatic cooking/minute	•		
Automatic pre-set	•	Oven functions	
Celsius/Fahrenheit	•	Aero Bake	•
Electronic capacitive touch	•	Aero Broil	•
Electronic clock	•	Aero™ Pastry with Pizza mode	•
High resolution display	•	Bake	•
Laser etched graphics	•	Broil	•
Precise electronic temperature	•	Number of functions	9
Sabbath mode	•	Rapid proof	•
Turned stainless steel clock	•	Roast	•
Turned stainless steel clock	•	Self-clean function	•
Turned stainless steel dials	•	True Aero	•
		True convection	•

Gas Requirements

Supply Pressure (LPG)	11" W.C.P
Supply Pressure (natural gas)	4" W.C.P

Oven features

AeroTech™ technology	•
----------------------	---

Oven performance

Broil	4300W
Combined warming/Storage	220W
CoolTouch door	Quadruple glazed
Warming drawer power	220W

Power requirements

Amperage	30A
Supply frequency	60Hz

Product dimensions

Depth	25 1/4"
Height	35 3/4 - 37 1/4"
Width	35 7/8"

Rangetop features

Brass burner spreader (power	•
Embossed brass burner cap	•
LPG/Natural gas compatible	•
Sealed range top	•

Rangetop Performance

Left front	2100W
Left rear	3700W
Number of burner elements	5
Number of burners	5
Triple ring wok burner (natural	6100 - 14000BTU

Safety

Advanced cooling system	•
Anti-tilt bracket	•
Balanced oven door	•
Catalytic venting system	•

Full extension telescopic	2 sets (part 578744)
Full extension telescopic	



QUICK REFERENCE GUIDE > OR36SDG6X1


Non-tip shelves	•
Spill containment	58 BTU

SKU	81305
-----	-------

The product dimensions and specifications in this page apply to the specific product and model. Under our policy of continuous improvement, these dimensions and specifications may change at any time. You should therefore check with Fisher & Paykel's Customer Care Centre to ensure this page correctly describes the model currently available. ? Fisher & Paykel Appliances Ltd 2020

Other product downloads available at fisherpaykel.com

- [↓](#) User Guide
- [↓](#) User Guide
- [↓](#) User Guide
- [↓](#) Guide D'Utilisation
- [↓](#) Installation Guide
- [↓](#) Installation Guide
- [↓](#) Installation Guide

24/7

**A PEACE OF MIND SALE**

24 Hours 7 Days a Week Customer Support

T 1.888.936.7872 W [www.fisherpaykel.com](http://www.fisherpaykel.com)



DV2 Lot 20 – Custom Hood Reference



DS  
DL

DS  
CL