

# Frigidaire Gallery



## Cooking Controls

Air Fry	Yes
Air Sous Vide	Yes
Bake	Yes
Bake Time	Yes
Bread Proof	Yes
Broil	Yes
Cancel	Yes
Child Lock	Yes
Clear Off	Yes
Clock	Yes
Convection Bake	Yes
Convection Roast	Yes
Cook Time	Yes
Dehydrate	Yes
Delay Clean	Yes
Delay Start	Yes
Fast Preheat	Yes
Keep Warm	Yes
Kitchen Timer	Yes
Light	Yes
My Favorite	Yes
Off	Yes
Oven Light	Yes
Perfect Turkey	Yes
Preheat	Yes
Probe	Yes
Self Clean	Yes
Set Clock	Yes
Slow Cook	Yes
Start	Yes
Start Time	Yes
Steam Bake	Yes
Steam Clean	Yes
Steam Roast	Yes
Stop	Yes

## Single Wall Oven

30" Single Electric Wall Oven with Total Convection

GCWS3067AF, GCWS3067AD

Available Colors : Stainless Steel, Black Stainless Steel

Version : 01/22

Temperature Display	Yes
Timed Bake	Yes
Timer On / Off	Yes
User Preferences	Yes

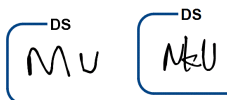
## Cooking Controls Function

Change between Continuous Bake Setting or 12-Hour Energy Saving Feature	Yes
Delayed Bake	Yes
Program Fahrenheit or Celsius	Yes
Silent Control Panel	Yes
Timed Cooking	Yes

## Oven

Bake Element	2,500 Watts
Bake Element Pass	8
Bake Element Type	Hidden
Broil Element	4,000 Watts
Broil Element Pass	6
Broil System	Yes
Cleaning System	Yes
Convection	Yes
Convection Element	3,800 Watts
Convection Type	Total
Number of Convection Fans	1
Number of Rack Positions	6
Oven Interior Color	Midnight Black
Oven Light Quantity	2
Oven Light Type	Halogen
Oven Light Watts	40 Watts
Rack Position Type	Embossed
Rack Type 1	Handle
Rack Type 1 Quantity	2
Rack Type 2	Glide
Rack Type 2 Quantity	1

## Controls



Note: For planning purposes only. Always consult local and national electric, gas and plumbing codes.

Refer to Product Installation Guide for detailed installation instructions on the web at [frigidaire.com](http://frigidaire.com) / [frigidaire.ca](http://frigidaire.ca)

Specifications subject to change. Accessories information available on the web at [frigidaire.com](http://frigidaire.com) / [frigidaire.ca](http://frigidaire.ca)

USA • 10200 David Taylor Drive • Charlotte, NC 28262 • 1-800-FRIGIDAIRE • [frigidaire.com](http://frigidaire.com)

CANADA • 5855 Terry Fox Way • Mississauga, ON L5V 3E4 • 1-800-265-8352 • [frigidaire.ca](http://frigidaire.ca)

## Frigidaire Gallery

## 30" Single Electric Wall Oven with Total Convection

GCWS3067AF, GCWS3067AD

Version : 01/22

Control Lock	Yes
Sabbath Mode	Yes

UL Listed	Yes
RoHS	Yes

## Display

Control Location	Top
Display Interface Color	White
Display Light Color	White
Display Type	Capacitive Touch

## Accessories

Optional Air Fry Tray Part Number	FRIGPEREFT
Optional Trim Kit Part Number	WOMC3TRIMSS, WOMC3TRIMDSS

## Dimensions and Volume

Height	28"
Width	29 7/8"
Depth	25 3/16"
Depth With Door 90° Open	48 3/16"
Depth With Handle	27 6/10"
Oven Interior Height	18 1/8"
Oven Interior Width	25 2/10"
Oven Interior Depth	19 7/8"
Minimum Cutout Height	26 3/4"
Minimum Cutout Width	28 1/2"
Maximum Cutout Height	28"
Maximum Cutout Width	29"
Oven Capacity	5.3 Cu. Ft.

## Electrical Specifications

Amps @ 240 Volts	20 Amps
Connected Load @ 240V	4.5 kW
Minimum Circuit Required	20 Amps
Voltage Rating	240 V

## Installation

Power Supply Connection Location	Top Left
----------------------------------	----------

## General Specifications

Prop 65 Label	Yes
Warranty - Labor	1 Year
Warranty - Parts	1 Year
Frigidaire Fit Promise	Yes

## Certifications and Approvals

ADA Compliant	Yes
---------------	-----

## Safety Certifications and Approvals

CSA Listed	Yes
------------	-----

Note: For planning purposes only. Always consult local and national electric, gas and plumbing codes.

Refer to Product Installation Guide for detailed installation instructions on the web at [frigidaire.com](http://frigidaire.com) / [frigidaire.ca](http://frigidaire.ca)

Specifications subject to change. Accessories information available on the web at [frigidaire.com](http://frigidaire.com) / [frigidaire.ca](http://frigidaire.ca)

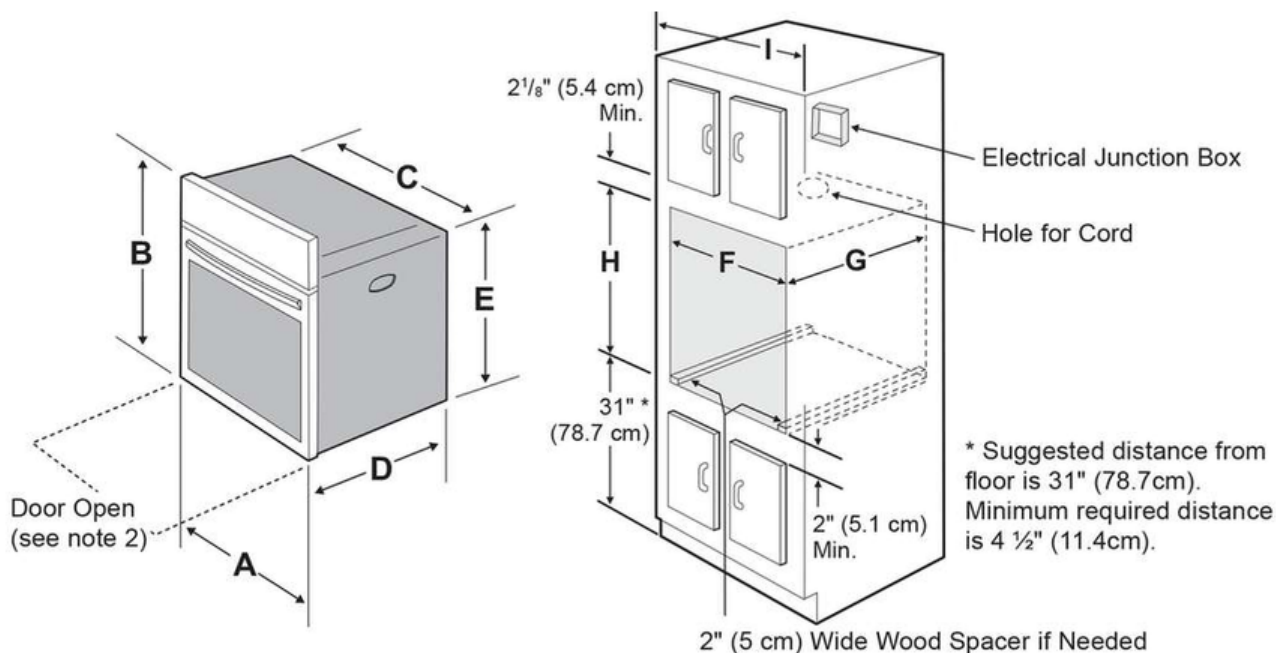
USA • 10200 David Taylor Drive • Charlotte, NC 28262 • 1-800-FRIGIDAIRE • [frigidaire.com](http://frigidaire.com)

CANADA • 5855 Terry Fox Way • Mississauga, ON L5V 3E4 • 1-800-265-8352 • [frigidaire.ca](http://frigidaire.ca)

30" Single Electric Wall Oven with Total Convection

GCWS3067AF, GCWS3067AD

Version : 01/22

**NOTES:**

1. Allow at least 23" (58.4 cm) clearance in front of oven for door depth when it is open.
2. Dimension G (cutout depth) is critical to the proper installation of the built-in oven. If the oven trim does not butt against the cabinet, or if noise is heard on convection models, verify dimension G to assure it is the required depth.
3. For a cutout height greater than the maximum (H), add one 2" (5 cm) wide wood shim of appropriate height to each side of the opening under the appliance side rails. A trim kit may be purchased through a dealer, service, or on the brand website.

PRODUCT DIMENSIONS					
A	B	C	D		E
29 <sup>7</sup> / <sub>8</sub> (75.9 cm)	28 (71.1 cm)	28 <sup>7</sup> / <sub>16</sub> (72.2 cm)	25 <sup>3</sup> / <sub>16</sub> (63.9 cm)		26 (66.1 cm)
CUTOUT DIMENSIONS AND CABINET WIDTH					
F		G	H. Standard Height (**Others, see note 3)		I
Min.	Max.	Min.	Min.	Max.	
28 <sup>1</sup> / <sub>2</sub> (72.4 cm)	29 (73.7 cm)	23 <sup>1</sup> / <sub>2</sub> (59.7 cm)	26 <sup>3</sup> / <sub>4</sub> (68.0 cm)	28 (71.1 cm)	30 <sup>1</sup> / <sub>8</sub> (76.5 cm) Min



Note: For planning purposes only. Always consult local and national electric, gas and plumbing codes.

Refer to Product Installation Guide for detailed installation instructions on the web at [frigidaire.com](http://frigidaire.com) / [frigidaire.ca](http://frigidaire.ca)

Specifications subject to change. Accessories information available on the web at [frigidaire.com](http://frigidaire.com) / [frigidaire.ca](http://frigidaire.ca)

USA • 10200 David Taylor Drive • Charlotte, NC 28262 • 1-800-FRIGIDAIRE • [frigidaire.com](http://frigidaire.com)

CANADA • 5855 Terry Fox Way • Mississauga, ON L5V 3E4 • 1-800-265-8352 • [frigidaire.ca](http://frigidaire.ca)




# Glass Canopy Wall-Mount Hood

FHWC3660L S

36" Stainless Steel



## Signature Features



### Glass Canopy Design

Glass and stainless steel construction is as attractive as it is functional.




### Centrifugal Fan

Move air quietly and efficiently — up to 400 cu. ft. of air per minute.



### Washable Filters

Dishwasher-safe for easy cleaning. The aluminum filter provides strength and durability not found in foam filters.



### Halogen Lighting

For bright illumination of the cooktop surface.

## Features

Nominal Width	36"
Installation Type	Wall Mount
Style	Stainless Steel/ Glass Canopy
Air Discharge	Vertical
Air Delivery (CFM)	400
Blower Type	Centrifugal
Controls	Electronic Push Button
Fan Speeds	3
Sound Level (dBA)	67.1
Dual Halogen Lights	Yes
Dishwasher-Safe Filter	Yes
Exhaust Duct	Convertible*
Duct Required	6" Round

## Optional Accessories

Duct-Free Kit	PN# FHWRT60LS
10' Flue Extension Kit	PN# FHW10X60LS

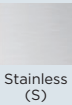
## Specifications

Product Dimensions -	
Height (With One Cover) (With Flue Extension)	22-11/16" min. 26-1/2" min. 43-29/32" max
Width	35-11/32"
Depth	19-11/16"
Voltage Rating	120V / 60Hz / 15A
Amps @ 120 Volts	4.0
Connected Load (kW Rating) @ 120 Volts†	0.516
Shipping Weight (Approx.)	54 Lbs.
Sones Rating	6.5

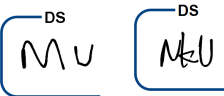
\*Ventilation is convertible to be either ducted outside, or recirculated inside requiring no ducting. (Recirculated option requires use of optional Duct-Free Kit.)  
†For use on adequately wired 120V, dedicated circuit having 2-wire service with a separate ground wire. Appliance must be grounded for safe operation.  
NOTE: Always consult local and national electric codes. Check local building codes for installation requirements, as they may vary per locale. Refer to Product Installation Guide for detailed installation instructions on the web at [frigidaire.com](http://frigidaire.com).

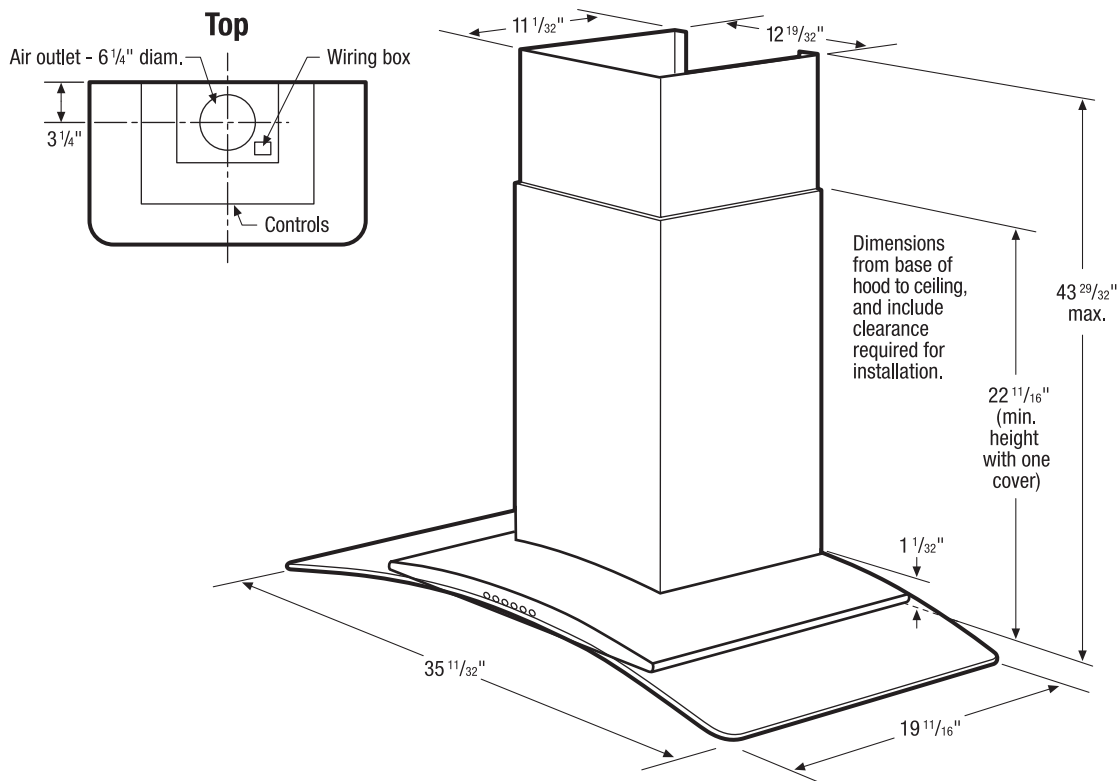
Specifications subject to change.

## Available in:



Stainless  
(S)





### Glass Canopy Wall-Mount Hood Specifications

- Product Shipping Weight (approx.) - 54 Lbs.
- Wall-Mount Installation
- Ventilation system is preset to exhaust air outside. If outside ducting is not possible, optional Duct-Free Recirculation Kit (PN# FHW3660LRS) is available to convert ventilation to allow air to recirculate inside. (Refer to Ducted Option Specifications for outside ventilation.)
- Sones Rating - 6.5
- Voltage Rating - 120V/60 Hz/15 Amps
- Connected Load (kW Rating) @ 120 Volts = 0.516 kW  
(For use on adequately wired 120V, dedicated circuit having 2-wire service with a separate ground wire. Appliance must be grounded for safe operation.)
- Amps @ 120 Volts = 4 Amps
- Always consult local and national electric codes. Check local building codes for installation requirements, as they may vary per locale.
- Minimum installation height allowed from bottom of hood to standard 36"-high electric or gas cooking surface is 26" - 35". (NOT more than 32" recommended.) For detailed instructions regarding install heights in 8', 9' and 10' ceiling applications, refer to installation guide on web.
- To prepare mounting surface, adequate structure and support must be provided, capable of supporting 100 lbs.

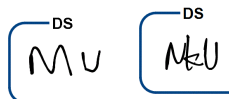
### Ducted Option Specifications

- For outside ventilation.
- Exhaust Duct Required - 6" round
- For most efficient airflow exhaust, use a straight run or as few elbows as possible.
- Use metallic flex ducting only to connect rigid duct directly to transitions (if allowed by code).
- Thermal breaks such as short section of nonmetallic duct, should be used in areas of extreme cold.
- Cold weather installations should have additional backdraft damper installed.
- Refer to installation instructions on web for detailed exhaust duct preparation and converting vent blower system for recirculating inside.

**Note: For planning purposes only. Refer to Product Installation Guide on the web at [frigidaire.com](http://frigidaire.com) for detailed instructions.**

### Optional Accessories

- Duct-Free Recirculation Kit - (PN# FHW3660LRS).
- 10' Flue Extension Kit - (PN# FHW10X60LS).



### FRIGIDAIRE

USA • 10200 David Taylor Drive • Charlotte, NC 28262 • 1-800-FRIGIDAIRE • [frigidaire.com](http://frigidaire.com)  
CANADA • 5855 Terry Fox Way • Mississauga, ON L5V 3E4 • 1-800-265-8352 • [frigidaire.ca](http://frigidaire.ca)

FHW3660L 02/12

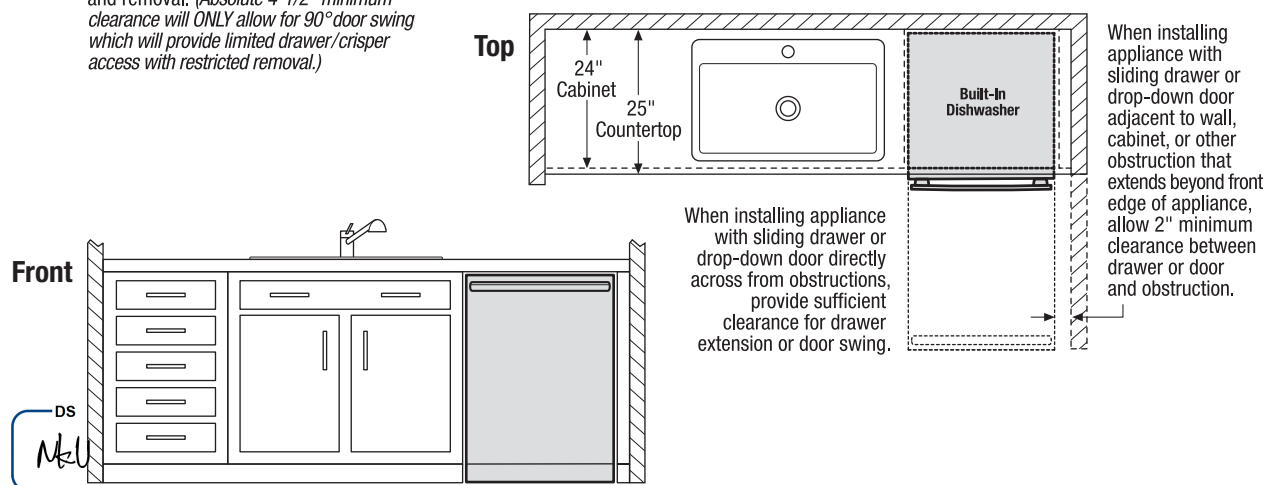
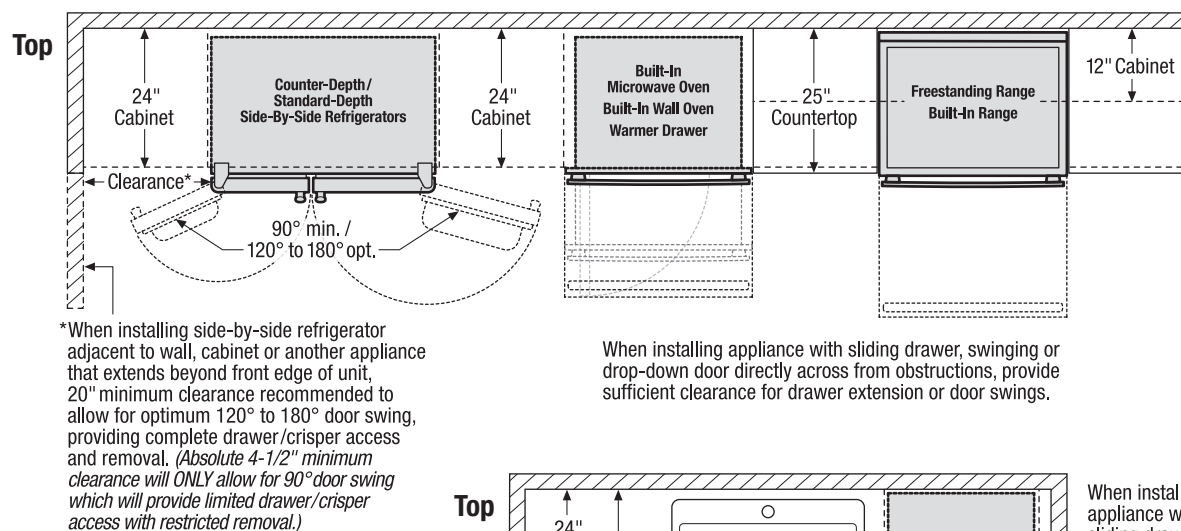
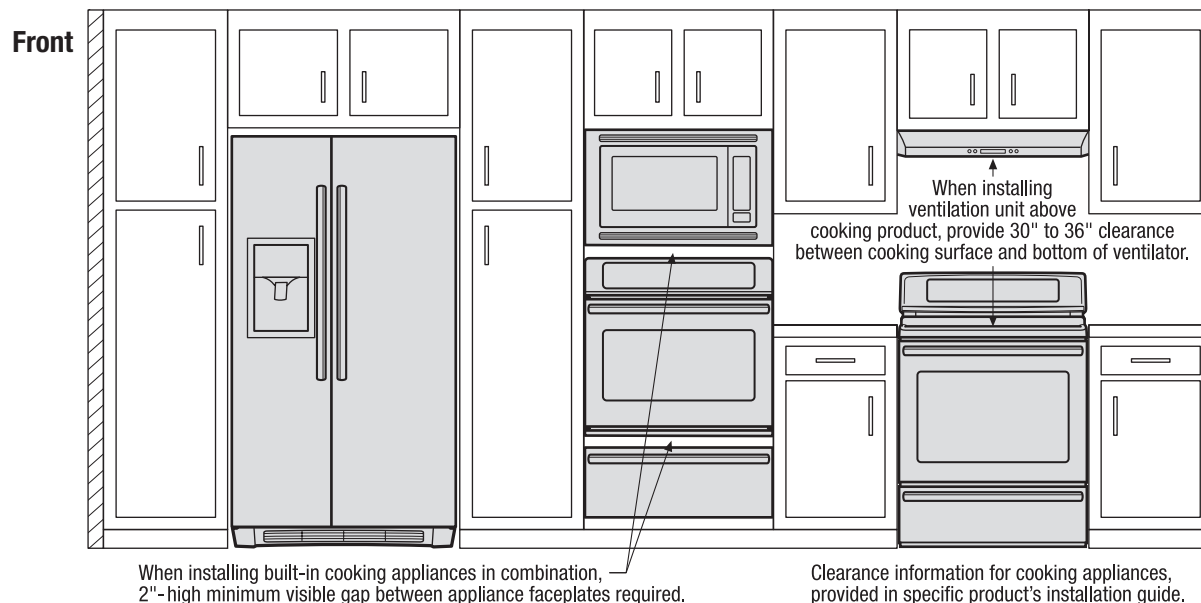
© 2012 Electrolux Home Products, Inc.

Accessories information available  
on the web at [frigidaire.com](http://frigidaire.com)



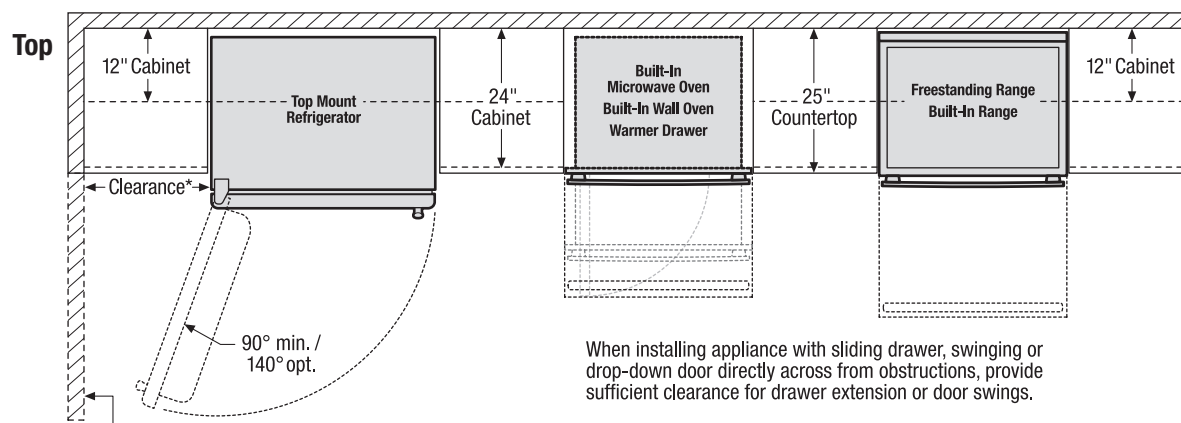
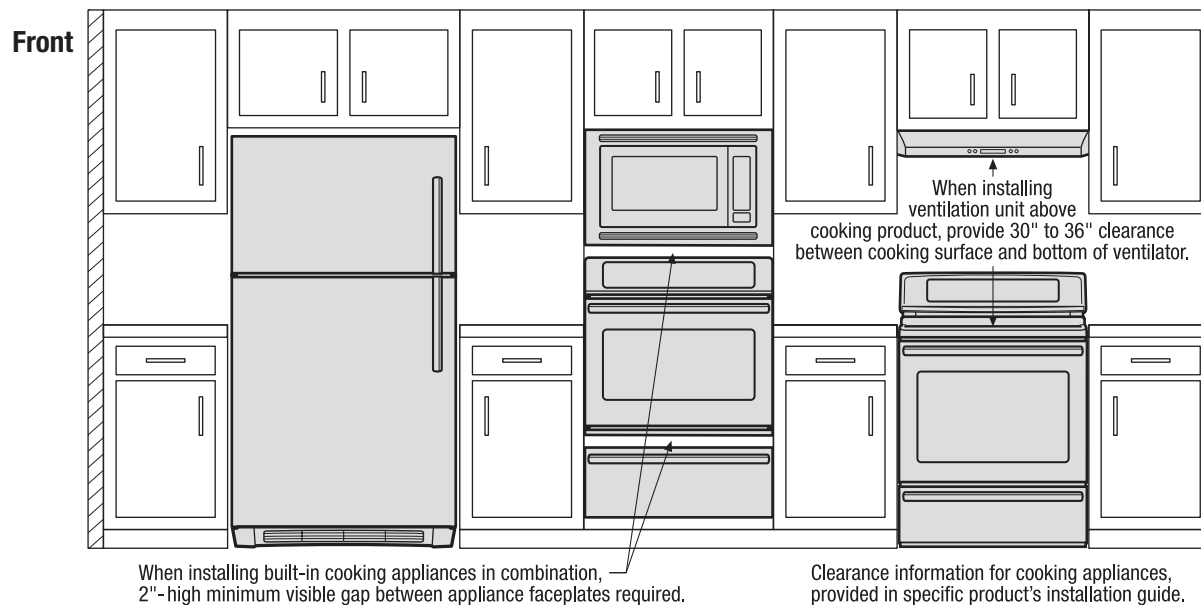
Specifications  
subject to change.

Use these dimensions and clearance instructions for planning purposes only. For detailed installation instructions, refer to installation guide, packed with product, or on the web at [frigidaire.com](http://frigidaire.com).


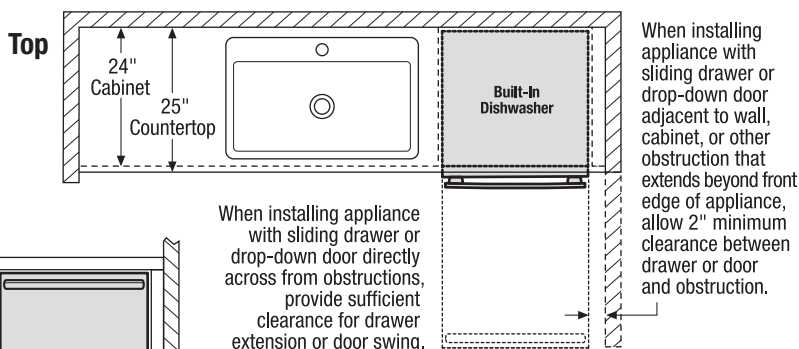




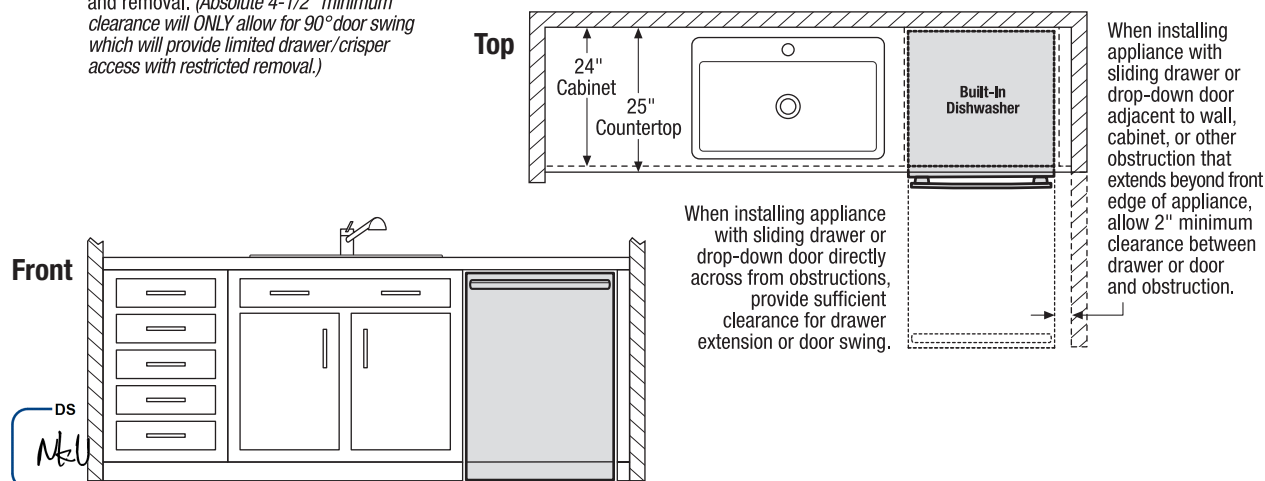
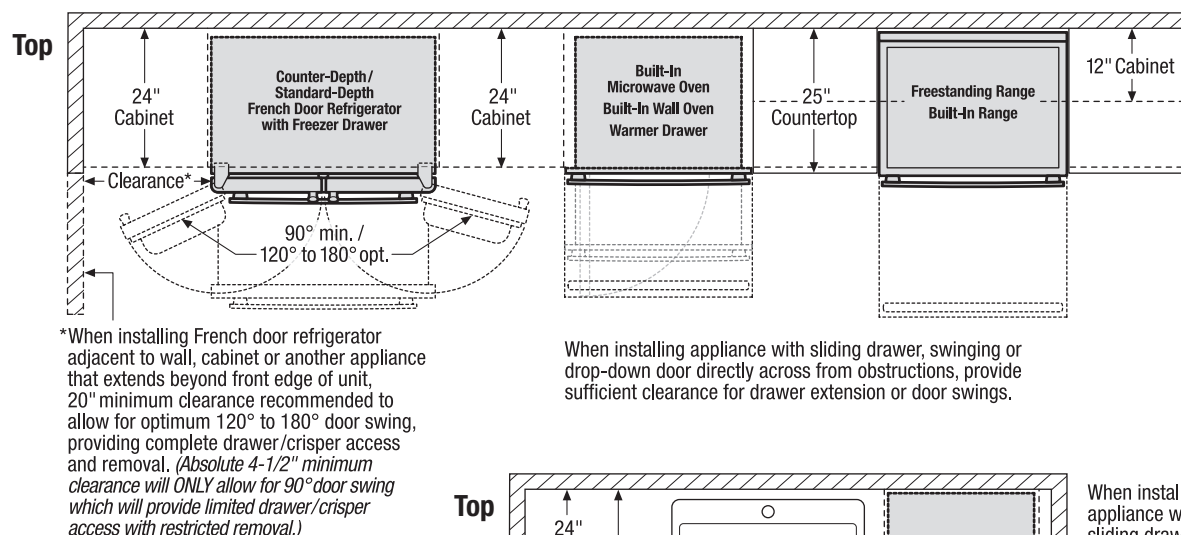
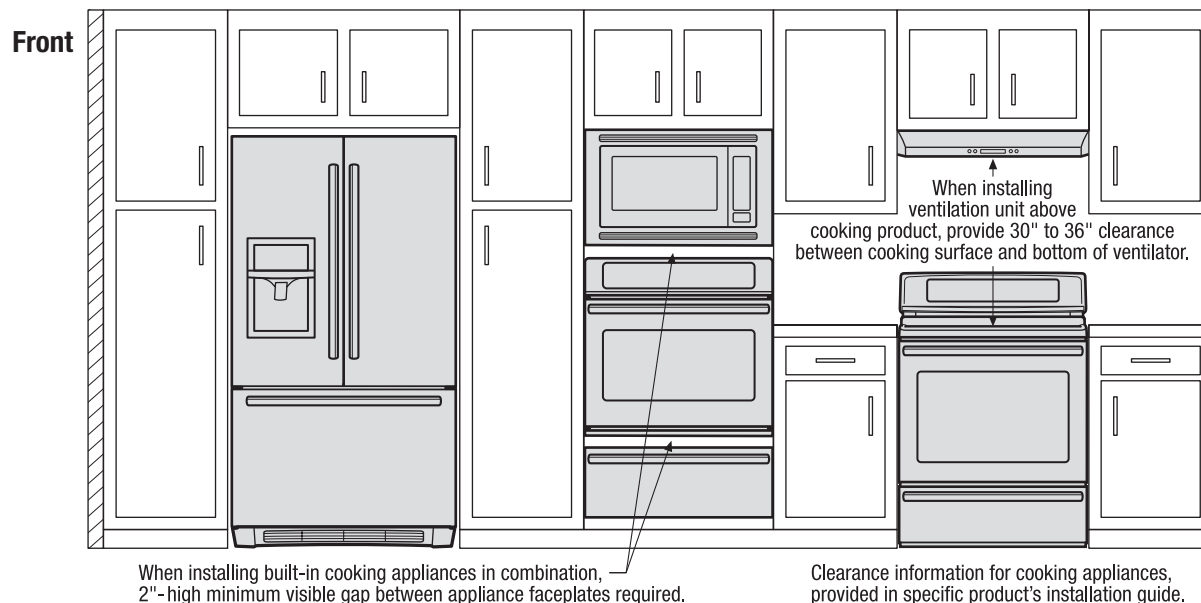
Use these dimensions and clearance instructions for planning purposes only. For detailed installation instructions, refer to installation guide, packed with product, or on the web at [frigidaire.com](http://frigidaire.com).



\*When installing top mount refrigerator adjacent to wall, cabinet or other appliance that extends beyond front edge of unit, 20" minimum clearance recommended to allow for optimum 140° door swing, providing complete crisper access and removal. (Absolute 3" minimum clearance will ONLY allow for 90° door swing which will provide limited crisper access with restricted removal.)



Use these dimensions and clearance instructions for planning purposes only. For detailed installation instructions, refer to installation guide, packed with product, or on the web at [frigidaire.com](http://frigidaire.com).





# 36" Gas Cooktop

800 Series – Stainless Steel NGM8656UC



**BOSCH**  
Invented for life



**NGM8656UC**  
Stainless Steel

Also available in:

Black w/Black NGM8646UC  
Stainless  
Knobs

**Bosch gas cooktops are engineered to perform precisely, offering high heat and low simmer options for optimal cooking flexibility.**

## Features & Benefits

Powerful 19,000 BTU burner for boiling, searing and stir-frying

OptiSim® Burner – simmer delicate sauces and melt chocolate without scorching

Electronic re-ignition will automatically re-ignite the burner in case the flame goes out

Continuous grates make moving heavy pots easier

Distinctive red LED light indicates burners are on

## General Properties

Knob material	Metal
Sealed burners	Yes
Grate material	Cast iron

## Element Performance

Total BTU load (NG / LP)	58,500 / 47,300
Power of front left burner (NG / LP)	12,000 / 9,100
Power of back left burner (NG / LP)	10,000 / 9,100
Power of center burner (NG / LP)	19,000 / 15,000
Power of back right burner (NG / LP)	5,500 / 5,000
Power of front right burner (NG / LP)	12,000 / 9,100

## Technical Details

Watts	360 W
Circuit breaker	15 A
Volts	120 V
Frequency	60 Hz
Plug type	3 prong
Power cord length	60"
Energy source	Gas
Convertible to LP (kit required)	Yes



## Dimensions & Weight

Overall appliance dimensions (HxWxD)	3 13/16" x 37" x 21 1/4"
Required cutout size (HxWxD)	3 13/16" x 34 15/16" x 19 1/8"
Minimum distance from counter front	1 7/8"
Minimum distance from rear wall	3"
Net weight	39 lbs

## Accessories – Included

Included	LP conversion kit
----------	-------------------


## Accessories – Optional



**HEZ298102**  
Wok ring



**HEZ27751**  
Cooktop control knob kit,  
black stainless steel



† To be fully ADA compliant, these units must be installed according to ADA guidelines. Please check current ADA requirements for guidance on installation.

**Accessories:** To purchase Bosch accessories, cleaners & parts please visit [www.bosch-home.com/us/store](http://www.bosch-home.com/us/store) or call 1-800-944-2904 (Mon to Fri 5 am to 6 pm PST, Sat 6 am to 3 pm PST).

**Notes:** All height, width and depth dimensions are shown in inches. BSH reserves the absolute and unrestricted right to change product materials and specifications, at any time, without notice. Consult the product's installation instructions for final dimensional data and other details prior to making cutout.

**Warranties:** Please see Use & Care manual or Bosch website for statement of limited warranty.

**For more information on our entire line of products, go to [www.bosch-home.com/us](http://www.bosch-home.com/us) or call 1-800-944-2904**

© BSH Home Appliances Corporation. All rights reserved. Bosch is a registered trademark of Robert Bosch GmbH.

## 36" Gas Cooktop

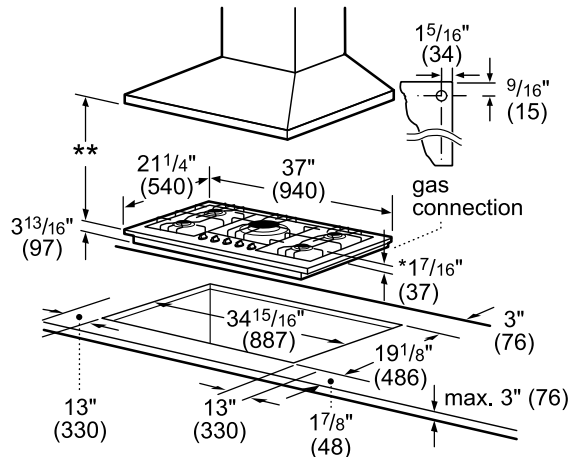
800 Series – Stainless Steel | NGM8656UC



# BOSCH

## Invented for life

## Installation Details

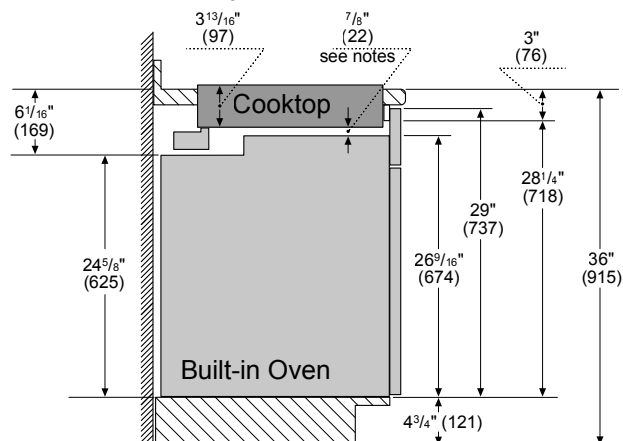


- \* Dimension from countertop to top of  
grates in front of 17<sup>1</sup>/<sub>16</sub>" (37).
- \*\* When installed in combination with a  
hood, refer to hood manufacturers  
requirements for installation.

Measurement in inches (mm)

## Installation above Wall Ovens

30" Built-in oven - under gas cooktop



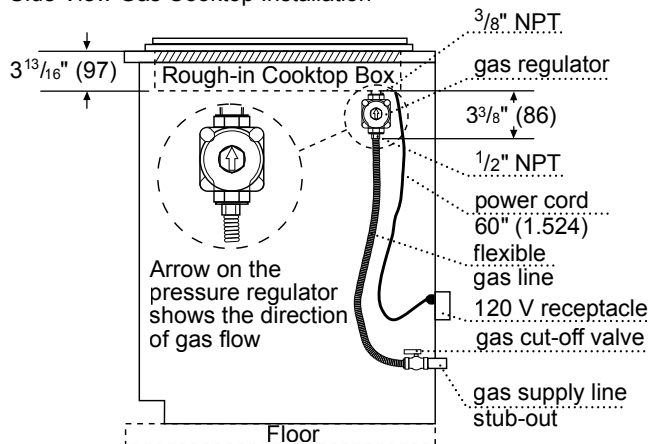
Notes:

Dimensions based on standard countertop height (36" with 4<sup>3</sup>/<sub>4</sub>" toe kick including base plate).

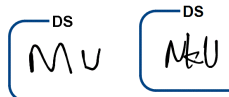
The built-in oven can be installed below the gas cooktop as long as there is no contact between the bottom of the cooktop and the top of the oven.

Measurements in inches (mm)

## Side View Gas Cooktop Installation



Measurements in inches (mm)



**Accessories:** To purchase Bosch accessories, cleaners & parts please visit [www.bosch-home.com/us/store](http://www.bosch-home.com/us/store) or call 1-800-944-2904 (Mon to Fri 5 am to 6 pm PST, Sat 6 am to 3 pm PST).

**Notes:** All height, width and depth dimensions are shown in inches. BSH reserves the absolute and unrestricted right to change product materials and specifications, at any time, without notice. Consult the product's installation instructions for final dimensional data and other details prior to making cutout.

**Warranties:** Please see Use & Care manual or Bosch website for statement of limited warranty.

For more information on our entire line of products, go to [www.bosch-home.com/us](http://www.bosch-home.com/us) or call 1-800-944-2904

© BSH Home Appliances Corporation. All rights reserved. Bosch is a registered trademark of Robert Bosch GmbH.

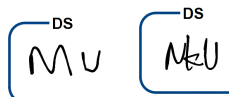
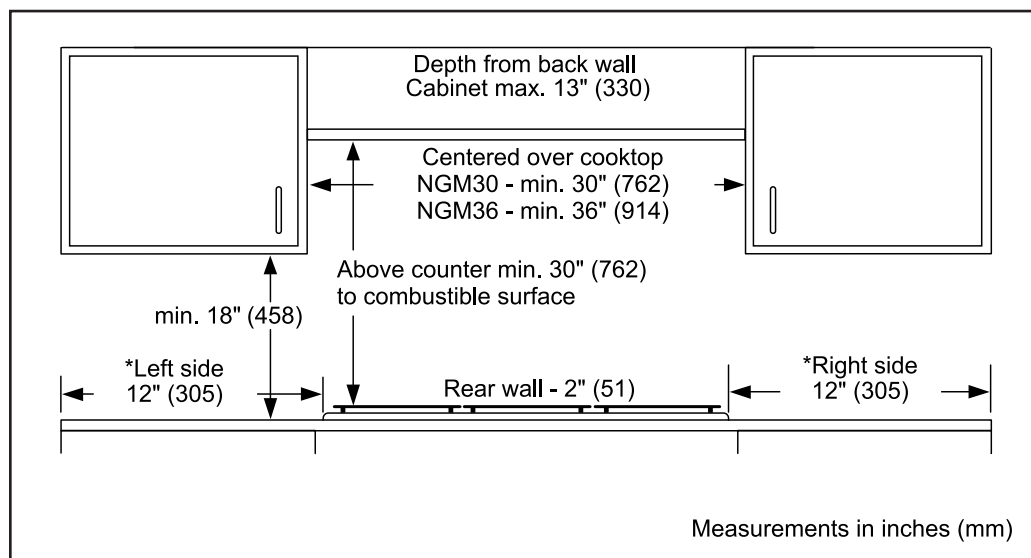
# 36" Gas Cooktop

800 Series – Stainless Steel NGM8656UC



**BOSCH**  
Invented for life

## Installation Details



**Accessories:** To purchase Bosch accessories, cleaners & parts please visit [www.bosch-home.com/us/store](http://www.bosch-home.com/us/store) or call 1-800-944-2904 (Mon to Fri 5 am to 6 pm PST, Sat 6 am to 3 pm PST).

**Notes:** All height, width and depth dimensions are shown in inches. BSH reserves the absolute and unrestricted right to change product materials and specifications, at any time, without notice. Consult the product's installation instructions for final dimensional data and other details prior to making cutout.

**Warranties:** Please see Use & Care manual or Bosch website for statement of limited warranty.

**For more information on our entire line of products, go to [www.bosch-home.com/us](http://www.bosch-home.com/us) or call 1-800-944-2904**

© BSH Home Appliances Corporation. All rights reserved. Bosch is a registered trademark of Robert Bosch GmbH.

# 36" Gas Cooktop

800 Series – Stainless Steel NGM8656UC



**BOSCH**  
Invented for life

## Bosch Cooktop over Built-In Oven Approved Combination Guide

The following **OVENS, COOKTOPS AND DRAWERS**  
are approved to be installed in combination and the installation has been certified by CSA.

Built-in ovens		Cooktops		
Conventional ovens (1)	Steam ovens	Induction	Electric	Gas (1) *
HBL5351UC, HBL5354UC	HSLP451UC, HSLP454UC	NIT5068UC	NET8068UC	NGM8046UC
HBL5451UC, HBL5344UC		NIT5668UC, NIT5469UC	NET8068SUC	NGM5656UC
HBL8443UC, HBL5454UC		NIT8068UC, NIT8068SUC	NET8668UC	NGMP656UC
HBL8453UC, HBL8444UC		NIT8668UC, NIT8668SUC	NET8668SUC	NGM8656UC
HBL8451UC, HBL8444LUC		NITP068UC, NITP068SUC	NETP068SUC	NGM8646UC
HBL8463UC, HBL8444RUC		NITP668UC, NITP668SUC	NETP668SUC	NGM5656UC
HBL8461UC, HBL8454UC		NIT8069UC, NIT8069SUC	NEM5066UC	NGMP056UC
HBL8442UC, HBLP454UC		NIT8669UC, NIT8669SUC	NEM5666UC	NGM8056UC
HBLP451UC, HBLP454LUC		NITP069UC, NITP069SUC		Gas (2) *
HBLP451LUC, HBLP454RUC		NITP669UC, NITP669SUC		NGM5456UC
HBLP451RUC, HBN8454UC				Gas (3) *
HBN5451UC, HBN8451UC				NGMP077UC
Conventional ovens (2)				NGMP677UC
HBE5451UC				NGM8657UC
Conventional ovens (3)				NGM8057UC
HBE5452UC				

The following **OVENS, COOKTOPS AND DRAWERS**  
are approved by BSH Home Appliances Corporation to be installed in combination. These products, identified in the table below, may be installed in combination. The suitability of the combination has not been evaluated by CSA.

Built-in ovens		Cooktops		
Conventional ovens (2)	Speed oven (1)	Induction (1)	Electric (1)	Gas (1) *
HBE5453UC	HMCP0252UC, HMCP0254UC	NIT5068UC	NET8068UC	NGM8046UC
Built-In microwave	HMC80242UC, HMC80244UC	NIT5668UC, NIT5469UC	NET8068SUC	NGM5656UC
HMB57152UC	HMC80252UC, HMC80254UC	NIT8068UC, NIT8068SUC	NET8668UC	NGMP656UC
HMB50162UC	HMC87152UC, HMC87154UC	NIT8668UC, NIT8668SUC	NET8668SUC	NGM8656UC
HMB50152UC	HMC80152UC, HMC50154UC	NITP068UC, NITP068SUC	NETP068SUC	NGM8646UC
HMB87154UC		NITP668UC, NITP668SUC	NETP668SUC	NGM5656UC
HMB50154UC		NIT8069UC, NIT8069SUC	NEM5066UC	NGMP056UC
Storage drawer	Speed oven (2)	NIT8669UC, NIT8669SUC	NEM5666UC	NGM8056UC
HSD5051UC	HMC54151UC	NITP069UC, NITP069SUC		Gas (2) *
Drawer microwave	HMC54152UC	NITP669UC, NITP669SUC		NGM5456UC
HMD8053UC	HMC54154UC			Gas (3) *
HMD8451UC				NGMP077UC
Warming drawers				NGMP677UC
HWD5051UC				NGM8657UC
HWD5751UC <sup>DS</sup>				NGM8057UC

<sup>DS</sup> Gas cooktops must require a 3/8" street elbow (not provided) at the regulator outlet for installation above built-in oven.

COOKTOPS that are not listed above must be approved under local codes and/or by the local authority having jurisdiction.

Please note: For the latest updates to the approved oven/cooktop combination refer to the website listed in your appliance's installation instructions.

**Accessories:** To purchase Bosch accessories, cleaners & parts please visit [www.bosch-home.com/us/store](http://www.bosch-home.com/us/store) or call 1-800-944-2904 (Mon to Fri 5 am to 6 pm PST, Sat 6 am to 3 pm PST).

**Notes:** All height, width and depth dimensions are shown in inches. BSH reserves the absolute and unrestricted right to change product materials and specifications, at any time, without notice. Consult the product's installation instructions for final dimensional data and other details prior to making cutout.

**Warranties:** Please see Use & Care manual or Bosch website for statement of limited warranty.

**For more information on our entire line of products, go to [www.bosch-home.com/us](http://www.bosch-home.com/us) or call 1-800-944-2904**

© BSH Home Appliances Corporation. All rights reserved. Bosch is a registered trademark of Robert Bosch GmbH.

# 36" Gas Cooktop

800 Series – Stainless Steel NGM8656UC

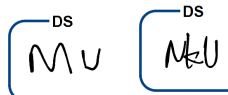
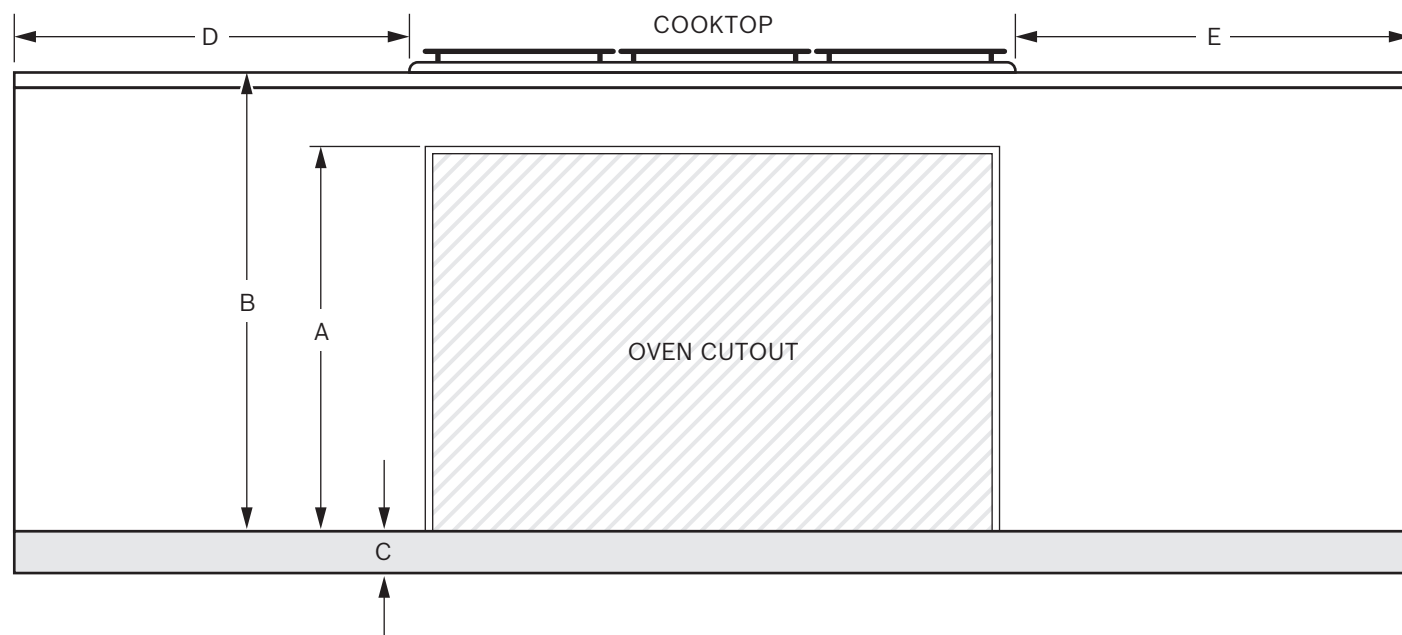


**BOSCH**  
Invented for life

## Cooktop over built-in oven combination installation

Refer to the product installation guide for all other measurements.

Oven installation requirements				Cooktop installation requirements (wall spacing)				
When installing an oven or oven with a drawer in combination with a cooktop, a minimum distance between the cabinet floor and countertop (B) is required. Reference the table for dimensions. Refer to the oven installation guide for all other measurements.								
Oven type	A Inches (mm)	B min. Inches (mm)	C max. Inches (mm)	Gas cooktop (1) min. Inches (mm)	Gas cooktop (2) min. Inches (mm)	Gas cooktop (3) min. Inches (mm)	Electric cooktop	Induction cooktop
Conventional oven (1)	28 1/4 (718)	31 1/4 (794)	4 3/4 (121)	D: 24 (610) E: 24 (610)	D: 3 (76) E: 4 (102)	D: 24 (610) E: 24 (610)	Reference Product Installation Instructions	
Conventional oven (2)	23 (584)	27 3/4 (705)	8 1/4 (210)	D: 24 (610) E: 24 (610)	D: 3 (76) E: 4 (102)	D: 24 (610) E: 24 (610)	Reference Product Installation Instructions	
Conventional oven (3)	23 1/16 (585)	27 13/16 (707)	8 3/16 (208)	D: 24 (610) E: 24 (610)	D: 3 (76) E: 4 (102)	D: 24 (610) E: 24 (610)	Reference Product Installation Instructions	
Steam oven	19 1/4 (488)	23 3/8 (594)	12 5/8 (321)	D: 24 (610) E: 24 (610)	D: 3 (76) E: 4 (102)	D: 24 (610) E: 24 (610)	Reference Product Installation Instructions	
Steam oven with 4" storage drawer								
Speed oven (2)	17 3/4 (450)	22 1/2 (572)	13 1/2 (343)	D: 24 (610) E: 24 (610)	D: 3 (76) E: 4 (102)	Reference Product Installation Instructions		
Microwave speed oven (1)	19 1/4 (488)	24 (609)	12 (306)	D: 24 (610) E: 24 (610)	D: 3 (76) E: 4 (102)	Reference Product Installation Instructions		
Microwave speed oven (1) with warming drawer	28 1/4 (718)	31 1/4 (794)	4 3/4 (121)	D: 24 (610) E: 24 (610)	D: 3 (76) E: 4 (102)	Reference Product Installation Instructions		
Drawer microwave	14 13/16 (376)	20 (508)	16 (406)	D: 24 (610) E: 24 (610)	D: 3 (76) E: 4 (102)	Reference Product Installation Instructions		



**Accessories:** To purchase Bosch accessories, cleaners & parts please visit [www.bosch-home.com/us/store](http://www.bosch-home.com/us/store) or call 1-800-944-2904 (Mon to Fri 5 am to 6 pm PST, Sat 6 am to 3 pm PST).

**Notes:** All height, width and depth dimensions are shown in inches. BSH reserves the absolute and unrestricted right to change product materials and specifications, at any time, without notice. Consult the product's installation instructions for final dimensional data and other details prior to making cutout.

**Warranties:** Please see Use & Care manual or Bosch website for statement of limited warranty.

**For more information on our entire line of products, go to [www.bosch-home.com/us](http://www.bosch-home.com/us) or call 1-800-944-2904**

© BSH Home Appliances Corporation. All rights reserved. Bosch is a registered trademark of Robert Bosch GmbH.

FRIGIDAIRE  
GALLERY®

MICROWAVE  
30" BUILT-IN WITH  
DROP-DOWN DOOR

PRODUCT DIMENSIONS

Height	19-1/4"
Width	30"
Depth	19-3/4"

MORE EASY-TO-USE FEATURES

**Sensor Cooking Options**  
Microwave automatically adjusts power levels and cooking times to cook a variety of items, effortlessly.

**Effortless™ Reheat**  
Reheat almost anything at the touch of a button.

**Smudge-Proof™ Black Stainless Steel**  
Practical has never looked so stylish with Smudge-Proof™ Black Stainless Steel, a beautiful new finish with an easy-to-clean fingerprint-resistant surface.

**Smudge-Proof™ Stainless Steel**  
Resists fingerprints and cleans easily.

**Approved Over Frigidaire® Electric Wall Ovens**  
Approved for installation above any of our Single Electric Wall Ovens.

Smudge-Proof™  
Stainless Steel



AVAILABLE COLORS



SIGNATURE FEATURES



**Fits-More™ Microwave**  
Extra-large microwave provides 1.6 cu. ft. of cooking space.



**Drop-Down Door**  
Faster, easier access to what you are cooking with the Drop-Down Door configuration.



**Interior LED Lighting**  
LED interior microwave light stays on while your dish cooks.



**Extra-Large 14-3/16" Diameter Glass Turntable**  
Big bowls and large casserole dishes are no problem for our extra-large glass turntable. It rotates for even cooking.



# FGMO3067U D/F

## MICROWAVE

### 30" BUILT-IN WITH DROP-DOWN DOOR

# FRIGIDAIRE

## GALLERY

#### FEATURES

Control/Timing System	Ready-Select®
Exterior Door Finish	Smudge-Proof™ Stainless
Handle Design	Smudge-Proof™ Stainless
Microwave Capacity (Cu. Ft.)	1.6
Watts (IEC-705 Test Procedure)	950
Interior LED Light	Yes
Interior Color	Stainless Steel
Turntable Diameter	14-3/16"
Control Lock	Yes
Clock	Yes
Touch Pad Buttons	24
Power Levels	High (1-9)

#### MICROWAVE CONTROL OPTIONS

Popcorn Button	Yes
Baked Potato Button	Yes
Sensor Reheat Button	Yes
Beverage Button	Yes
Melt & Soften Options	2/2
Auto Defrost Options	3
Multi-Stage Cooking Option	Yes
Keep Warm	Yes
Add-30-Seconds	Yes
Sensor Cooking Options	5
Vegetable Cook Sensor	Yes
User Preferences	Yes

#### POWER RATINGS

Frequency (MHz)	2,450
Watts @ 120 Volts	1,650
Amps @ 120 Volts	14

#### SPECIFICATIONS

Oven Interior (HxWxD)	9-7/8" x 16-9/16" x 16-9/16"
Power Supply Connection Location	Rear
Voltage Rating	120V / 60Hz / 15A
Connected Load (kW Rating) @ 120 Volts¹	1.65
Minimum Circuit Required (Amps)	15
Plug Type (NEMA)	LCDI (5-15P)
Shipping Weight (Approx.)	87 Lbs.

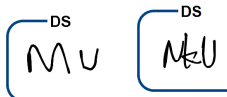
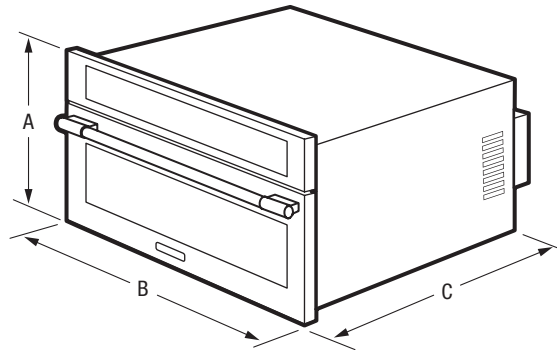
¹For use on adequately wired 120V, dedicated circuit having 2-wire service with a separate ground wire. Appliance must be grounded for safe operation.

#### PRODUCT DIMENSIONS

A - Height	19-1/4"
B - Width	30"
C - Depth	19-3/4"
Depth with Door Open 90°	40-3/4"

#### CUTOUT DIMENSIONS

Height (Min.)	17-3/4"
Height (Max.)	18"
Width (Min.)	28"
Width (Max.)	28-3/8"
Depth (Min.)	22"



**Note:** For planning purposes only. Always consult local and national electric, gas and plumbing codes. Refer to Product Installation Guide for detailed installation instructions on the web at [frigidaire.com](http://frigidaire.com).

Specifications subject to change. Accessories information available on the web at [frigidaire.com](http://frigidaire.com)

#### FRIGIDAIRE

USA • 10200 David Taylor Drive • Charlotte, NC 28262 • 1-800-FRIGIDAIRE • [frigidaire.com](http://frigidaire.com)  
CANADA • 5855 Terry Fox Way • Mississauga, ON L5V 3E4 • 1-800-265-8352 • [frigidaire.ca](http://frigidaire.ca)

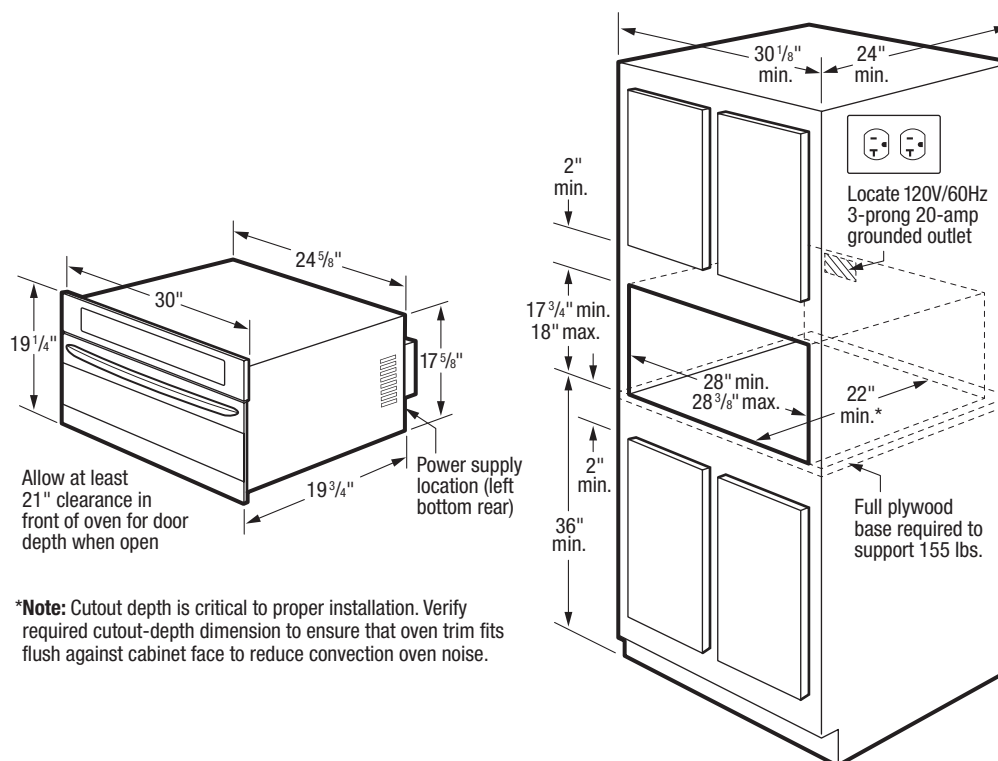
FGMO3067U 08/18

© 2018 Electrolux Home Products, Inc.

# FRIGIDAIRE MICROWAVE

## 30" BUILT-IN WITH DROP-DOWN DOOR

# FRIGIDAIRE GALLERY



**\*Note:** Cutout depth is critical to proper installation. Verify required cutout-depth dimension to ensure that oven trim fits flush against cabinet face to reduce convection oven noise.

## INSTALLATION SPECIFICATIONS

- Product Shipping Weight (Approx.) - 87 Lbs.
- Voltage Rating - 120V/60 Hz/15 Amps
- Connected Load (kW Rating) @ 120 Volts = 1.65 kW  
(For use on adequately wired 120V, dedicated circuit having 2-wire service with a separate ground wire. Appliance must be grounded for safe operation.)
- Amps @ 120 Volts = 14 Amps
- Always consult local and national electric codes.
- Allow 21" minimum clearance for 90° door swing.
- Minimum 20" deep oven cutout dimension is critical for proper installation for oven and faceplate to fit flush against cabinet front.
- Consult local building code, in the event that cutout opening may be required to be enclosed with sides, ceiling and rear partition.

- Full oven base of solid plywood or similar material required, capable of supporting 155 Lbs.
- Base must be level and front of cabinet square for proper operation.
- Grounded outlet should NOT be located in shaded area, as indicated, UNLESS cabinet depth is greater than 21".
- Can NOT be installed above any gas wall oven.
- Built-In Microwave is approved to be used in combination with any Frigidaire® Electric Single Wall Oven and/or Warmer Drawer. (Refer to model-specific Combination Installation Specification pages on web.)
- When used in combination with another Frigidaire® built-in product, a minimum clearance of 3" required from bottom of Built-In Microwave cutout to top edge of companion product's faceplate, leaving a 2-1/8" visible gap between both product faceplates.

**Note:** For planning purposes only. Always consult local and national electric, gas and plumbing codes. Refer to Product Installation Guide for detailed installation instructions on the web at [frigidaire.com](http://frigidaire.com).

Specifications subject to change. Accessories information available on the web at [frigidaire.com](http://frigidaire.com)



FRIGIDAIRE

USA • 10200 David Taylor Drive • Charlotte, NC 28262 • 1-800-FRIGIDAIRE • [frigidaire.com](http://frigidaire.com)  
CANADA • 5855 Terry Fox Way • Mississauga, ON L5V 3E4 • 1-800-265-8352 • [frigidaire.ca](http://frigidaire.ca)

FGMO3067U 08/18

© 2018 Electrolux Home Products, Inc.