

NZ36K7880US

36" Induction Cooktop

Features

- Power Boost
- Wi-Fi Connectivity
- Bluetooth Connected to Hood
- 15 Power Levels plus Booster
- Simmer
- Melt Setting
- 5 Induction Elements – Including 4800W Dual Element – 7"/11"
- 10.8 kW Power
- 2-Stage Residual Heat Indicator
- ADA Compliant

Convenience

- Kitchen Timer
- Child Safety Lock
- Safety Shutoff
- Direct Access
- Quick Stop/Start/Pause Controls
- Demo Mode



ADA Compliant



Flex Zone



Magnetic Knob

Available Colors



Stainless Steel (shown)



Black Stainless Steel

Signature Features

VIRTUAL FLAME™ TECHNOLOGY

- LED Surface lights shine onto pans to give the visual of gas cooking, with the precision of induction.

FLEX ZONE

- Large cooking area designed to adapt to different pot shapes and sizes for optimal flexibility.

DIGITAL-ANALOG CONTROLS

- The ultimate interface, choose between a removable magnetic analog-knob or digital touch controls.



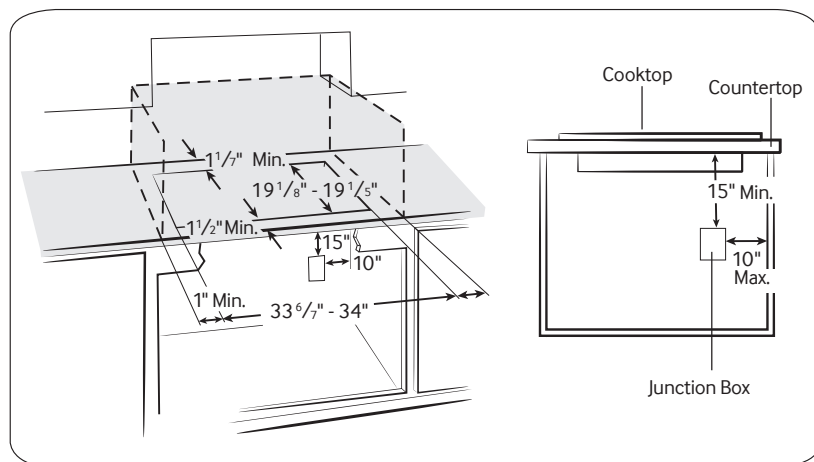
SAMSUNG

NZ36K7880US

36" Induction Cooktop

Installing Your Cooktop

Can be installed over a single oven.



Total Power

10.8 kW

Power Source

240V / 60 Hz / 45A

Induction Cooktop

- Left Front: Flex Zone 1800W (Boost 2600W)
- Left Rear: Flex Zone 1800W (Boost 2600W)
- Right Front: 8" (Virtual Flame™) 2200W (Boost 3200W)
- Right Rear: 6" (Virtual Flame™) 1400W (Boost 1800W)
- Center: 7/11" (Virtual Flame™) 3600W (Boost 4800W)
- Flex Zone: 7 11/16" x 15 3/4"

Warranty

One (1) Year All Parts and Labor

Five (5) Years Parts Warranty for Glass Cooktop

Product Dimensions & Weight (WxHxD)

Outside (Max) Cooktop Dimensions:

36" x 4" x 21 1/4"

Cooktop Cut-Out Dimensions:

33 6/7" x 4" x 19 1/8"

Weight: 58.8 lbs.

Shipping Dimensions & Weight (WxHxD)

Dimensions:

40 1/6" x 7 5/16" x 25"

Weight: 69.9 lbs.

Color

Stainless Steel

Black Stainless Steel

Model

NZ36K7880US

NZ36K7880UG

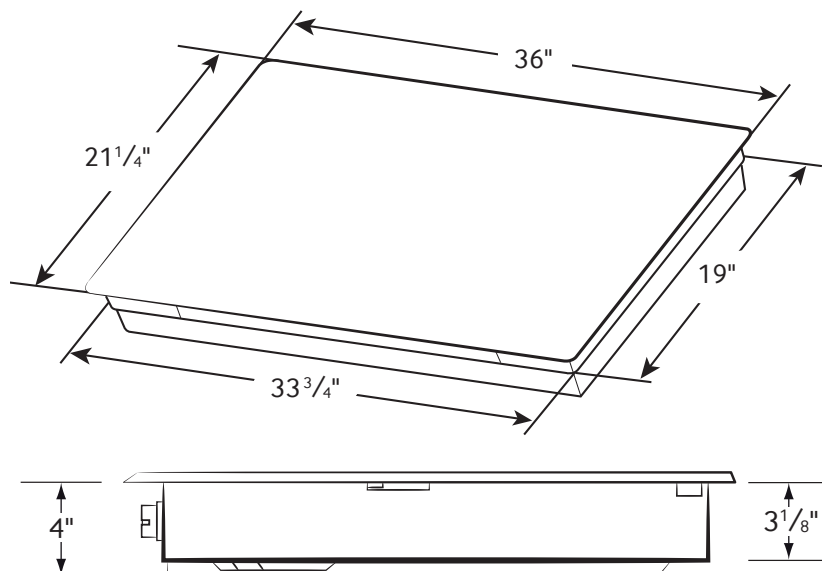
UPC Code

887276183367

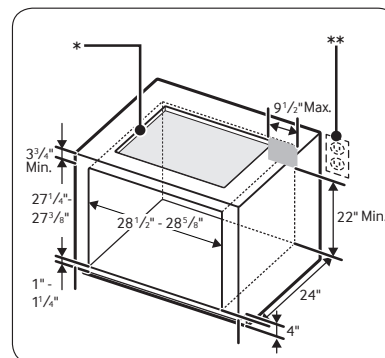
887276183350

Dimensions

Cooktop Dimensions



Cut-Out Dimensions of Countertop



* See built-in oven installation for complete installation instructions. See label on top of approved built-in oven models.

** Refer to installation manual of oven.

SAMSUNG

Actual color may vary. Design, specifications, and color availability are subject to change without notice.
Non-metric weights and measurements are approximate.

©2017 Samsung Electronics America, Inc. 85 Challenger Road, Ridgefield Park, NJ 07660. Tel: 800-SAMSUNG. samsung.com.
Samsung is a registered trademark of Samsung Electronics Co., Ltd.



RF28R7351SR

SAMSUNG

28 cu. ft. 4-Door French Door Food Showcase Refrigerator



Signature Features

Food Showcase Door

Provides quick access to everyday items while maintaining the temperature.




AutoFill Water Pitcher

A built-in pitcher that refills with filtered water and the option to infuse with a flavor of your choice.

FlexZone™ Drawer

A flexible storage drawer with four different temperature settings and an adjustable Smart Divider to stay organized.

Available Colors

-  Fingerprint Resistant
Stainless Steel (shown)
-  Fingerprint Resistant
Black Stainless Steel
-  Fingerprint Resistant
Tuscan Stainless Steel



Food Showcase Door



FlexZone™ Drawer

Convenience

- Food Showcase Door
- FlexZone™ Drawer with 4 Temperature Settings and Smart Divider
- Wi-Fi and Bixby Enabled
- Adjustable Shelves for Tall Oversized Items
- Auto Pull-Out Upper Freezer Drawer
- Water Filter Indicator

Design

- AutoFill Water Pitcher
- Fingerprint Resistant Finish
- Modern External Filtered Water and Ice Dispenser
- High Efficiency LED Lighting
- Accessibility (ADA Compliant)
- EZ-Open Handle™ on Freezer Door and FlexZone™ Drawer
- Tempered Glass Spill-Proof Shelves
- Gallon Door Bins
- Dispenser Light

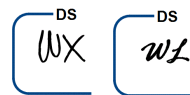
Performance

- Twin Cooling Plus®
- Ice Max - Stores up to 10 lbs of ice
- Metal Cooling
- Energy Star® Compliant
- Power Freeze and Power Cool Options
- Two Humidity-Controlled Crispers
- CoolTight Door
- Door Alarm

Rating



ENERGY STAR® rated:
755 kWh/yr



RF28R7351SR

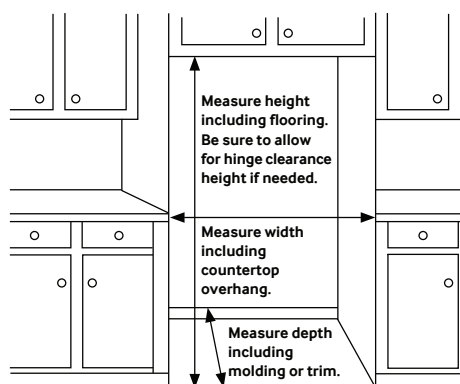
28 cu. ft. 4-Door French Door Food Showcase Refrigerator

Installation Specifications

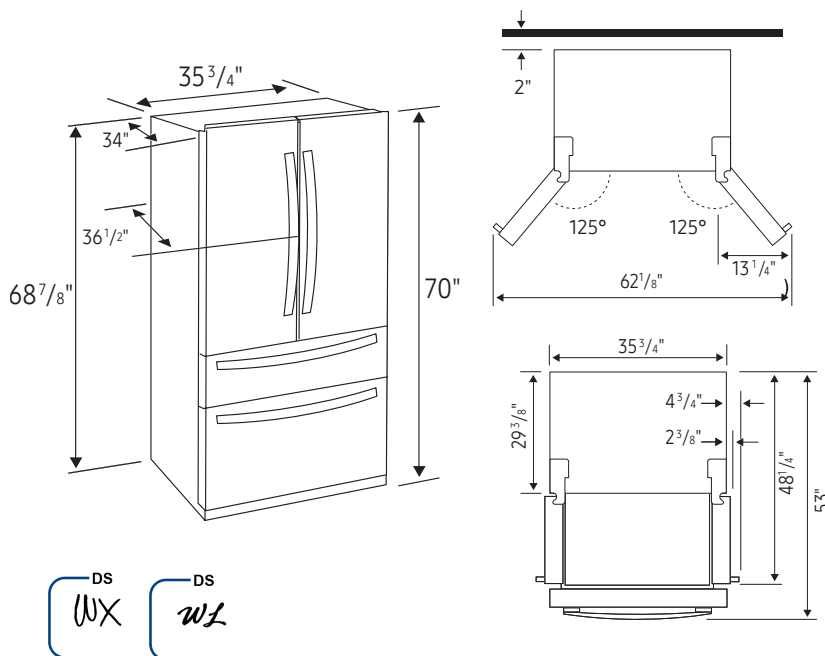
1. Measure the height, width and depth of the opening, making sure to include baseboards, molding tile, countertop overhang, etc. Check to be sure there is enough room to open the door (consider walls, islands or other obstacles when measuring).
2. Refer to illustration below to determine dimensions.
3. Allow 2.5" of clearance on hinge side of refrigerator when installing next to a wall where handle may make contact.
4. Allow 1" minimum clearance at rear for proper air circulation and water/electrical connections. Allow a 3/8" minimum clearance at sides and top for ease of installation.
5. Ensure each door and entryway in the home is wide enough for the refrigerator to be moved through easily.

For optimal usage and to be able to open refrigerator doors completely, do not install next to a wall.

Please note: The following dimension and cutout information is for planning purposes only. For complete installation details, consult manual packed with product, or download manual online at samsung.com.



Dimensions



Total Capacity: 28 cu. ft.

Refrigerator: 15.7 cu. ft.

- Food Showcase Door with Metal Cooling
- 5 Tempered Glass Spill-Proof Shelves
 - 1 Slide-In, 1 Foldable Half, 3 Fixed
- 2 Humidity-Controlled Crispers
- 6 Door Bins
 - Right Door: 1 Gallon Bin, 1 Slide-Out, 1 Regular Bin
 - Left Door: 3 Regular Bins
- High Efficiency Top LED Lighting

FlexZone™ Drawer: 3.8 cu. ft.

- EZ-Open Handle™
- 4 Temperature Zones with Smart Divider:
 - Meat/Fish (29°F)
 - Cold Drinks (33°F)
 - Deli/Snacks (37°F)
 - Wine/Party Dishes (42°F)
- High Efficiency LED Lighting

Freezer: 8.3 cu. ft.

- EZ-Open Handle™
- 1 Drawer Divider
- High Efficiency LED Lighting

Warranty

One (1) Year Parts and Labor on Refrigerator
Five (5) Years Parts and Labor on Sealed Refrigeration System Only*
Ten (10) Years Parts and Five (5) Years Labor on Digital Inverter Compressor

*Compressor, evaporator, condenser, drier and connecting tubing.

Product Dimensions & Weight

Dimensions (WxHxD with hinges, handles and doors):
35 3/4" x 70" x 36 1/2"

Dimensions (WxHxD without hinges and door):
35 3/4" x 68 7/8" x 29 3/8"

Dimensions (WxHxD with hinges and door, no handle):
35 3/4" x 70" x 34"

Weight: 359 lbs.

Shipping Dimensions & Weight (WxHxD)

Dimensions: 38 1/4" x 75 3/4" x 36 1/4"

Weight: 381 lbs.

Color	Model #	UPC Code
Fingerprint Resistant Stainless Steel	RF28R7351SR	87276304953
Fingerprint Resistant Black Stainless Steel	RF28R7351SG	887276304946
Fingerprint Resistant Tuscan Stainless Steel	RF28R7351DT	887276304939

Slant Vent Series Range Hoods

JQG9001 Spec Sheet

FOTILE

A BREATH OF FRESH ENGINEERING®

FOTILE JQG9001 36" Slant Vent Range Hood is powerful and sleek looking. With versatile mounting options whether under cabinet or wall mount, this powerful certified Range Hood offers superior smoke, grease, and odor extraction due to its unique design, close proximity to the cooktop, and a 90 degree angle automatic open Capture Shield. Best of all, this powerful range hood not only offers excellent venting performance, it's exceptionally quiet so you can have a casual conversation as you are preparing a meal. Available in Onyx Black Tempered Glass.



Key Features



90° Automatic Open Capture Shield to Prevent Smoke From Spreading



Slant Vent Design Ensures Close Proximity to Cooking Surface and Smoke



Dual AC Centrifugal Motors for Exhaustive and Strong Ventilation



98% Odor Reduction Rate &
95% Grease Separation Rate

Secondary Features

- Extra Wide Smoke Inlet
Covers 7.2 ft² of Cooking Area (5-6 Burners)
- Auto Delay Shutoff
Extracts Lingering Odors After Cooking
- Powerful LED Light
Lights Up Your Cooktop
- Large Oil Collection Cup
Detachable and Easy to Clean

Slant Vent Series Range Hoods

JQG9001 Spec Sheet

FOTILE

A BREATH OF FRESH ENGINEERING®

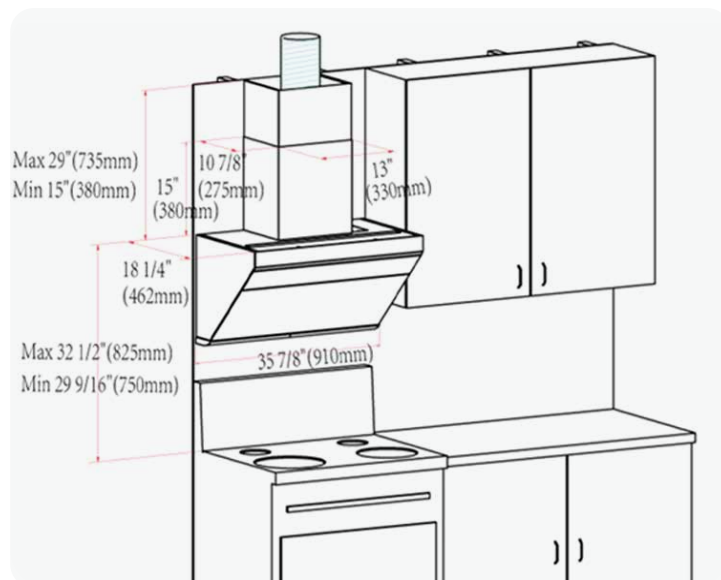
Specifications Table

Model	JQG9001
Certification	ETL, HVI
Width(inch)	35 7/8
Installation	Under Cabinet/Wall Mount(Optional Decorative Cover Required)
Max. EQUIV.CFM	850
Max Static Pressure(Pa)	400
Power Supply(V/Hz)	120/60
Speed Setting	3
Min. Noise Level(dB)	39
Illumination(W)	3W × 2 (LED)
Motor	Dual AC Motors
Operation Type	Touch
Delay Shutoff	2min
Screen Lock	Y
Grease Filtration Rate	95%
Odor Reduction Rate	98%
Warranty	Labor: 2 Years Parts: 5 Years(Limited) Motors: Lifetime Limited Warranty


 DS
 WX

 DS
 WL

Installation Dimensions



Installation Examples





KitchenAid® 30" Combination Wall Oven with Even-Heat™ True Convection (Lower Oven)

KOCE500ESS

Available Finishes/Colours

KOCE500EBL
Other

KOCE500ESS
Other

KOCE500EWH
Other

Dimensions

Depth	27 1/8
Height	42 1/2
Width	30
Cutout Height	41 5/16
Cutout Width	28 1/2

Microwave Details

Door Release	Handle
Door Swing	Drop Down
Grill Wattage	1600
Interior Light	Halogen
Turntable	Yes
Turntable Diameter Size	14 1/8

Configuration and Overview

Fuel Type	Electric
Oven Type	Combination
Oven Cooking System	Convection

Microwave Controls

Sensor Cooking	Yes - Microwave
----------------	-----------------

This 30" Combination Wall Oven with Even-Heat™ True Convection provides consistent heating and even cooking. A unique bow-tie shaped design and convection fan helps ensure there are no burnt edges or under cooked centers. Its upper Microwave Convection Cooking Oven combines a 900 watt microwave with a 1600 watt convection element for high speed cooking. Bold design details are the perfect balance of elegance and functionality.

Top Features

Even-Heat™ True Convection Oven (lower oven)

Microwave Convection Cooking (upper oven)

Professionally-Inspired Design (VBL Light)

Oven Features

Self Cleaning	Adjustable Self Cleaning
---------------	--------------------------

Controls

Door Type	Metal & Glass
Flush Installation Approved	Yes
Handle Color	Stainless Steel
Handle Material	Metal
Oven Window Size	Extra Large
ADA Compliant	No

Oven Controls

Convection Functions	Bake, Broil, Roast
Display Color	White

Microwave Details

Cooking Power Wattage	900
Convection	Yes
Convection Power Wattage	1600

Manuals & Literature:

