

# 36" Gas Cooktop

800 Series – Stainless Steel NGM8658UC



**BOSCH**

Invented for life



**NGM8658UC**  
Stainless Steel

Also available in:

Black w/Black Stainless  
Knobs

NGM8648UC

**The 800 Series gas cooktop with FlameSelect® is a better way to cook with gas and delivers precision flame levels for consistent results.**

## Features & Benefits

FlameSelect® offers 9 distinct power levels and delivers precision flame height every time for consistent, repeatable results.

Dual-ring power burner has 2 rings for low and high flame settings so you can go from simmer to sear with ease.

Dishwasher safe heavy-duty enameled cast iron grates makes cleanup simple and convenient.

OptiSim® burner offers more flame control at the lowest settings for precise simmering and melting.

Control knob with red LED light line indicates if burner is on and the burner's residual heat.

## General Properties

No. of burners	5
Knob color	Stainless Steel Appearance
Control location	Front-Center
Sealed burners	Yes
Valves	Five 9-Level Gas Valves

Ignition system	Electronic; Thermocouple Flame Monitor Control
-----------------	--

Cooktop surface material	Stainless Steel
Grate material	Cast Iron
Grate features	Continuous Grates, Dishwasher Safe

## Element Performance

Total BTU load (NG / LP)	42,700 / 41,400
Power of front left burner (NG / LP)	3,400 / 3,400
Power of back left burner (NG / LP)	6,000 / 6,000
Power of center burner (NG / LP)	17,000 / 15,700
Power of back right burner (NG / LP)	10,300 / 10,300
Power of front right burner (NG / LP)	6,000 / 6,000



**FlameSelect**

## Technical Details

Circuit breaker	15 A
Volts	120 V
Frequency	60 Hz
Plug type	3-Prong
Power cord length	40"
Fuel type	Natural Gas (Factory Set)

Convertible to LP (kit required)	Yes
----------------------------------	-----

## Dimensions & Weight

Overall appliance dimensions (HxWxD)	3 3/4" x 37" x 21 1/4"
Required cutout size (HxWxD)	2" x 34 15/16" x 19 1/8"
Minimum distance from counter front	1 7/8"
Minimum distance from rear wall	3"
Net weight	44 lbs

## Accessories – Included

Included	LP Conversion Kit, OptiSim® Cap
----------	---------------------------------

## Accessories – Optional



**HEZ9GR58UC**  
Griddle



**HEZ298102**  
Wok Ring

\*To be fully ADA compliant, these units must be installed according to ADA guidelines. Please check current ADA requirements for guidance on installation.

**Accessories:** To purchase Bosch accessories, cleaners & parts please visit [www.bosch-home.com/us/store](http://www.bosch-home.com/us/store) or call 1-800-944-2904 (Mon to Fri 5 am to 6 pm PST, Sat 6 am to 3 pm PST).

**Notes:** All height, width and depth dimensions are shown in inches. BSH reserves the absolute and unrestricted right to change product materials and specifications, at any time, without notice. Consult the product's installation instructions for final dimensional data and other details prior to making cutout.

**Warranties:** Please see Use & Care manual or Bosch website for statement of limited warranty.

**For more information on our entire line of products, go to [www.bosch-home.com/us](http://www.bosch-home.com/us) or call 1-800-944-2904**

© BSH Home Appliances Corporation. All rights reserved. Bosch is a registered trademark of Robert Bosch GmbH.

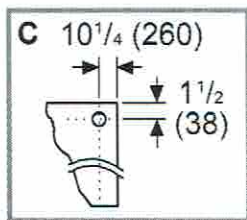
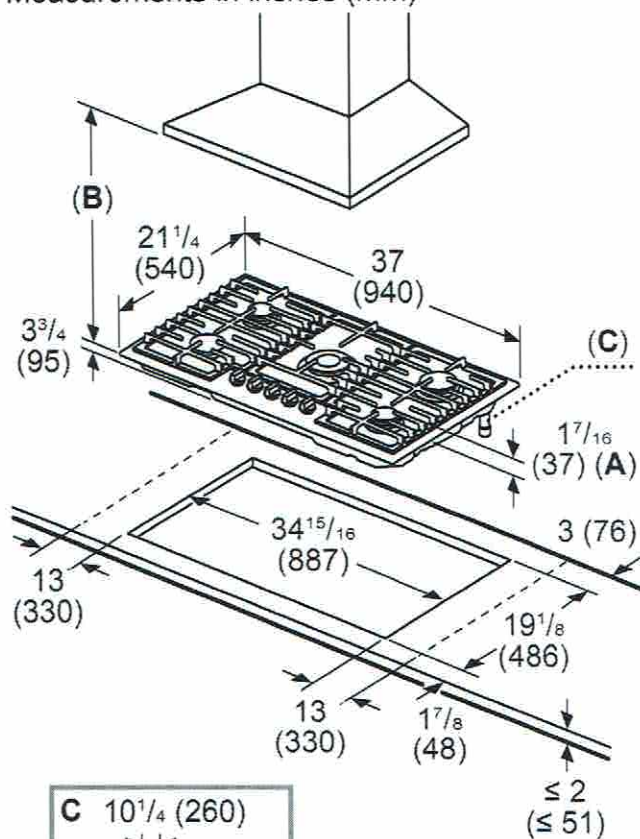
# 36" Gas Cooktop

800 Series – Stainless Steel NGM8658UC



## Installation Details

Measurements in inches (mm)



**A:** Dimension from countertop to top of grates

**B:** When installed in combination with a hood, refer to hood manufacturer's requirements for installation

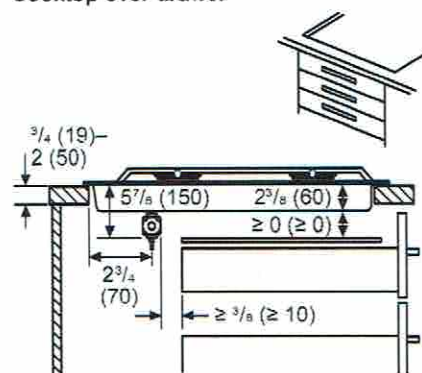
**C:** Gas connection

### Installation with horizontal panel

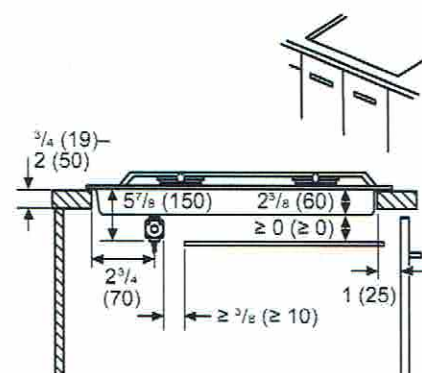
If there is no oven beneath the cooktop, install a horizontal panel. To allow access to the power supply connection and regulator, maintain a minimum clearance of  $\frac{3}{8}$ " (10 mm) from the edges of the panel.

**IMPORTANT:** Complete the installation of the cooktop before installing the horizontal panel.

Measurements in inches (mm)  
Cooktop over drawer



Measurements in inches (mm)  
Cooktop over door



**Accessories:** To purchase Bosch accessories, cleaners & parts please visit [www.bosch-home.com/us/store](http://www.bosch-home.com/us/store) or call 1-800-944-2904 (Mon to Fri 5 am to 6 pm PST, Sat 6 am to 3 pm PST).

**Notes:** All height, width and depth dimensions are shown in inches. BSH reserves the absolute and unrestricted right to change product materials and specifications, at any time, without notice. Consult the product's Installation Instructions for final dimensional data and other details prior to making cutout.

**Warranties:** Please see Use & Care manual or Bosch website for statement of limited warranty.

For more information on our entire line of products, go to [www.bosch-home.com/us](http://www.bosch-home.com/us) or call 1-800-944-2904

© BSH Home Appliances Corporation. All rights reserved. Bosch is a registered trademark of Robert Bosch GmbH.



# 36" Gas Cooktop

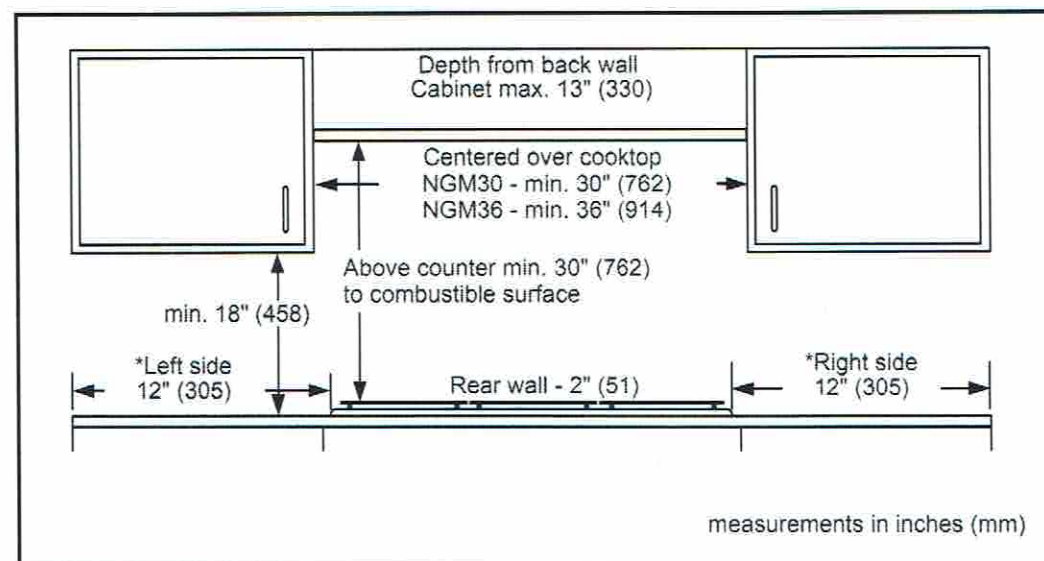
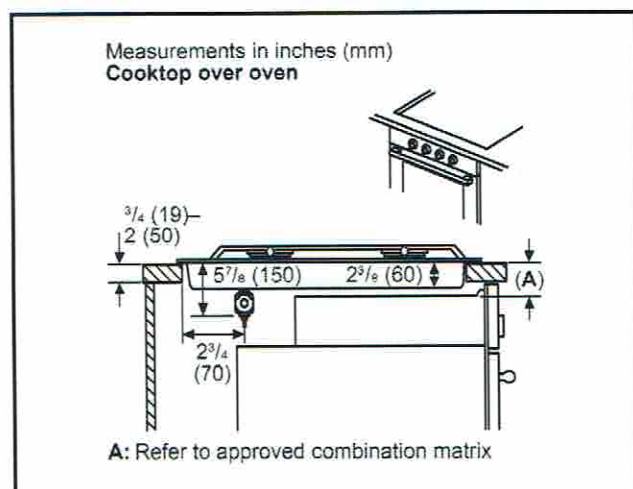
800 Series – Stainless Steel NGM8658UC



**BOSCH**

Invented for life

## Installation Details



**Accessories:** To purchase Bosch accessories, cleaners & parts please visit [www.bosch-home.com/us/store](http://www.bosch-home.com/us/store) or call 1-800-944-2904 (Mon to Fri 5 am to 6 pm PST, Sat 6 am to 3 pm PST).

**Notes:** All height, width and depth dimensions are shown in inches. BSH reserves the absolute and unrestricted right to change product materials and specifications, at any time, without notice. Consult the product's installation instructions for final dimensional data and other details prior to making cutout.

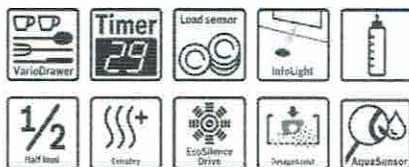

**Warranties:** Please see Use & Care manual or Bosch website for statement of limited warranty.

For more information on our entire line of products, go to [www.bosch-home.com/us](http://www.bosch-home.com/us) or call 1-800-944-2904

© BSH Home Appliances Corporation. All rights reserved. Bosch is a registered trademark of Robert Bosch GmbH.

## Dishwashers

### 24" Bar Handle Dishwasher 300 Series- Stainless steel SHXM63W55N



**The 3rd rack provides the perfect space for silverware and large utensils while its V shape leaves room below for taller items.**

- **44 dBA:** Quietest dishwasher brand.
- A 3rd rack adds versatility and offers 30% more loading capacity.
- FlexSpace™ Tines fold back to fit your larger pots & pans.
- RackMatic® offers 3 height levels, for 9 possible rack positions.
- Speed60® gets your dishes from dirty to dry in about an hour.

#### Technical Data

Upper Rack :	500
Adjustable upper rack :	Rackmatic 3-stage
Upper rack cup shelf :	2
Lower Rack :	500
3rd Rack :	3rd Rack 1.0
Silverware Basket :	Standard
Accessories Parts :	no
Optional accessories :	
SGZ1010UC, SMZ4000UC, SMZ5000, SMZPC002UC	
UPC code :	825225922483
Variant color :	Stainless steel
Panel ready :	No
Silence level (dBA) :	44
Watts (W) :	1300
Current (A) :	12
Volts (V) :	120
Frequency (Hz) :	60
Energy Consumption (kWh/yr) :	269
Energy Star® qualified :	Yes
Plug type :	fixed connection
Required cutout size (HxWxD) (in) :	x 33 7/8 " x 23 9/16 "
Required cutout size (HxWxD) (mm) :	860-890 x 610 x 610
Overall appliance dimensions (HxWxD) (in) :	
33 7/8 " x 23 9/16 " x 23 3/4 "	
Power cord length (in) :	43 1/2"
Power cord length (cm) :	110
Length outlet hose (in) :	67 "
Length outlet hose (cm) :	175
Product packaging dimensions (HxWxD) (in) :	
35 3/4" x 26" x 29 5/16"	
Tub material :	Stainless steel
Tub type :	TallTub
ADA Compliant :	No
Number of place settings :	16

#### Optional accessories

- SGZ1010UC : Drain hose extension kit
- SMZ4000UC : silverware basket US Duo
- SMZ5000 : Dishwashing aid set
- SMZPC002UC : Powercord with cold plug

## Dishwashers

### **24" Bar Handle Dishwasher 300 Series- Stainless steel SHXM63W55N**

**The 3rd rack provides the perfect space for silverware and large utensils while its V shape leaves room below for taller items.**

---

#### **Key Features**

- 44 dB - Quietest Dishwasher Brand.
- 3rd Rack for Additional Loading Capacity
- InfoLight® Beams on Floor to Indicate Dishwasher is Running
- RackMatic® on Upper Rack - 3 Height Adjustments and Up to 9 Possible Rack Positions
- AquaStop® Leak Protection Works 24/7

#### **Design**

- Full Size Stainless Steel Tall Tub Installs Perfectly Flush
- 3rd Rack for Additional Loading Capacity
- 16 Place Setting Capacity
- LED Remaining Time Display
- RackMatic® on Upper Rack - 3 Height Adjustments and Up to 9 Possible Rack Positions

#### **Performance**

- 44 dB - Quietest Dishwasher Brand.
- 5 Wash Cycles and 4 Options
- Detergent Tray Optimizes Detergent Dissolving
- Speed60® gets your dishes from dirty to dry in about an hour.
- Extra Dry Option for Better Drying Results
- Load Size Sensor Automates Wash Temperature
- Sanitize Option Eliminates Bacteria and Enhances Drying Results

#### **Efficiency**

- 269 kwh/yr - Energy Star®

#### **Convenience**

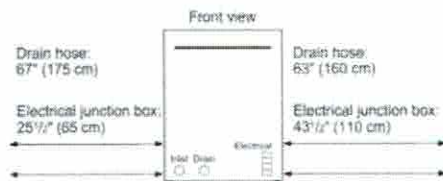
- Electronic delay timer: 1-24 hours Delay Start Timer
- AquaStop® Leak Protection Works 24/7
- Self-Latching Door



**BOSCH**

## Dishwashers

### 24" Bar Handle Dishwasher 300 Series- Stainless steel SHXM63W55N




All connections are at the rear of the appliance.  
Extension for drain hose available as accessory.  
Power cord for connection to electrical outlet (3-prong plug)  
available as accessory.



# RF23A9671SR

**SAMSUNG**

**4-Door Flex Counter-Depth Refrigerator with Beverage Center and Dual Auto Ice Maker**  
**22.8 cu. ft.**



## Signature Features

### Beverage Center™

Consists of a BPA Free<sup>1</sup> Autofill Water Pitcher that fills up automatically and a regular Water Dispenser for easy access to a glass of cold, flavoured water.

### Dual Auto Ice Maker

Be prepared for any occasion with two different types of ice. The Dual auto ice maker makes both cubed ice and ice bites.

### UV Deodorizing Filter

New built-in deodorizing filter reduces unpleasant odours caused by bacteria in your fridge. And the UV light in the filter system keeps the filter clean all the time.

### Flexible Storage

Keep your food fresh in the right places. The FlexZone™ is an independently controlled compartment with five different temperature modes: Freeze, Soft Freeze, Meat/Fish, Fruit/Veggies and Beverage. You can also store meat or fish in the Flex Crisper and fruits and vegetables in the Crisper.

### Triple + Metal Cooling

Ensure food stays moist and fresh for longer.<sup>2</sup> Triple Cooling system optimizes the temperature and humidity in the fridge and freezer with independent cooling. It preserves food better and protects its flavour by preventing odours from mixing. Precise Cooling system minimizes temperature fluctuation and the Metal Cooling plate efficiently reserves cool air inside the fridge.

## Available Colours




Fingerprint Resistant  
Stainless Steel (shown)



Fingerprint Resistant  
Black Stainless Steel



Beverage Center™ with  
AutoFill™ Water Pitcher



Dual Ice Maker with Cubed Ice  
and IceBites™



Triple + Metal Cooling

## Features

- 36" Wide
- Large Storage Capacity – 22.8 cu. ft.
- Triple Cooling + Metal Cooling™
- FlexZone™
- FlexCrisper™
- UV Deodorizing Filter
- Tempered Glass Spill-Proof Shelves
- Fingerprint Resistant Finish

## Convenience

- Beverage Center
- Autofill Pitcher
- Water Dispenser
- Dual Auto Ice Maker
- Door Alarm
- Wi-Fi Connectivity

## Rating



- ENERGY STAR® - Rated
- Energy Consumption (annual) = 634 kWh/yr

<sup>1</sup> Does not contain the chemical Bisphenol A.

<sup>2</sup> As compared to Samsung fridge without Triple Cooling System.

# RF23A9671SR

**SAMSUNG**

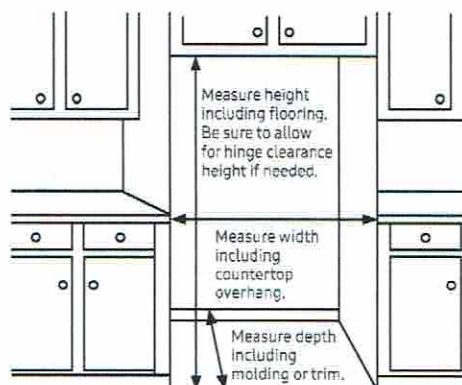
## 4-Door Flex Counter-Depth Refrigerator with Beverage Center and Dual Auto Ice Maker 22.8 cu. ft.

### Installation Specifications

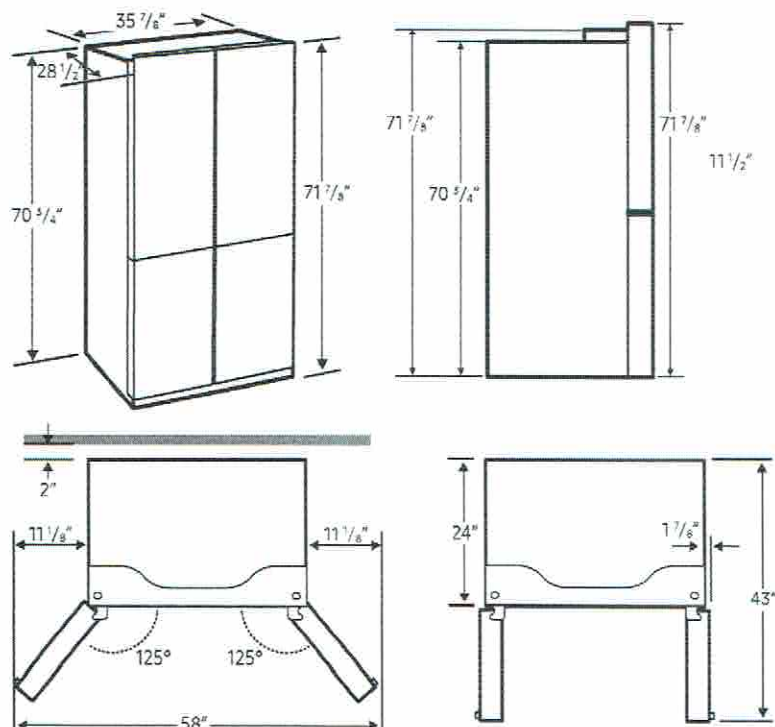
1. Measure the height, width and depth of the opening, making sure to include baseboards, molding tile, countertop overhang, etc. Check to be sure there is enough room to open the door (consider walls, islands or other obstacles when measuring).
2. Refer to illustration below to determine dimensions.
3. Allow 11 1/8" of clearance on hinge side of refrigerator when installing next to a wall where handle may make contact.
4. Allow 2" minimum clearance at rear for proper air circulation and water/electrical connections. Allow a 3/8" minimum clearance at sides and top for ease of installation.
5. Ensure each door and entryway in the home is wide enough for the refrigerator to be moved through easily.

For optimal usage and to be able to open refrigerator doors completely, do not install next to a wall.

Please note: The following dimension and cutout information is for planning purposes only. For complete installation details, consult manual packed with product, or download manual online at [samsung.com](http://samsung.com).



### Dimensions



**Total Capacity: 22.8 cu. ft.**

### Refrigerator: 14 cu. ft.

Left Door Beverage Center

- Autofill Water Pitcher
- Water Dispenser

Triple Cooling and Metal Cooling

2 Crispers (Flex Crisper™, Crisper+)

4 Tempered Glass Shelves

6 Door Bins

UV Deodorizing Filter

### Freezer: 8.8 cu. ft.

Right Freezer:

FlexZone™

- -15°C to -23°C (Freeze)
- -5°C (Soft Freeze)
- -1°C (Meat · Fish)
- 2°C (Fruits · Veggies)
- 5°C (Chill)

2 Slide-out shelves

1 Drawer Bin

Left Freezer:

Auto Dual Ice Maker (Cubed Ice, IceBites™)

2 Slide-out shelves

1 Drawer Bin

Volt/Amps	115V / 60Hz / 3.5A
Power Cord Length	2 meters

### Warranty

One (1) Year Parts and Labour on Refrigerator

Ten (10) Years Parts on Digital Inverter Compressor

### Product Dimensions & Weight (WxHxD)

Dimensions (WxHxD with hinges, handles and doors):

35 7/8" x 71 7/8" x 28 1/2"

Dimensions (WxHxD without hinges and door):

35 7/8" x 70 3/4" x 24"

Dimensions (WxHxD with hinge and door, no handle):

35 7/8" x 71 7/8" x 28 1/2"

Weight: 313.1 lbs (142 kg)

### Shipping Dimensions & Weight (WxHxD)

Dimensions: 38 1/4" x 78 5/8" x 30 3/5"

Weight: 335.1 lbs (152 kg)

### Colour

Stainless Steel

(Counter-Depth)

Black Stainless Steel

(Counter-Depth)

Stainless Steel

Black Stainless Steel

### Model #

RF23A9671SR

RF23A9671SG

RF29A9671SR

RF29A9671SG

### UPC Code

887276525631

887276525617

887276525754

887276525747



# 30" Speed Combination Oven

800 Series – Stainless Steel HBL8753UC



**HBL8753UC**  
Stainless Steel

Also available in:

Black HBL8743UC  
Stainless Steel

**Bosch speed combination ovens create an all-in-one cooking center with an upper speed oven and a Genuine European Convection oven below.**

## Features & Benefits

2-in-1 microwave and convection oven with 9 SpeedChef® programs to simplify cooking with fast results.

Lower oven's convection multi-rack mode gives uniform baking results even when using all 3 racks simultaneously.

Oven is equipped with a self-cleaning cycle that easily cleans itself via 2, 3, and 4 hour cycle options.

Download the Home Connect app to remotely monitor and control your Bosch wall oven with your smart phone or tablet.

## General Properties

Home Connect™ – lower cavity (WiFi enabled)	Yes
Cooking modes – upper cavity	Speed oven; 12 Auto Programs (including Auto Defrost, Melt Butter, Soften Ice Cream, Pizza), 9 Sensor Cook Programs, 9 SpeedChef® Programs, Hi & Lo Broil, European Convection, Keep Warm, Frozen Foods
Cooking modes – lower cavity	Bake, Variable Broil (hi & low), Roast, Warm, Sabbath, Proof Dough, Convection Bake, Convection Broil, Convection Roast, Pizza, Multi Rack Genuine European Convection, Convection Conversion, Temperature Probe, Fast Preheat

Cleaning type – lower	Self Clean
Telescopic rack	1
Illumination type	LED (Upper) / Incandescent (Lower)
Interior lights	1 Upper / 2 Lower

## Oven Performance

Microwave power – upper cavity	1000 W
Bake / broil element wattages – upper cavity	600 / 1,750 W
Convection element wattages – upper cavity	1,700 W
Bake / broil element wattages – lower cavity	2,400 / 3,800 W
Convection element wattages – lower cavity	2,000 W

## Technical Details

Watts (W)	9,600 W
Circuit breaker (A)	40 A
Volts (V); Frequency (Hz)	240 / 208 V; 60 Hz
Power cord length (in)	50"
Plug type	Fixed Connection, No Plug
Energy source	Electric

## Dimensions & Weight

Overall appliance dimensions (HxWxD) (in)	49" x 29 3/4" x 24 1/2"
Required cutout size – Standard (HxWxD) (in)	48 5/8" x 28 1/2" x 23 1/2"
Required cutout size – Flush (HxWxD) (in)	49 1/8" x 30" x 24 1/2"
Speed oven cavity size – upper	1.6 cu. ft.
Overall upper speed oven interior dimensions (HxWxD) (in.)	9 7/8" x 16 1/2" x 16 1/2"
Metal turntable diameter (in)	14 1/8" dia.
Ceramic tray diameter (in)	13 3/4" dia.
Rack – rectangular cookware max. – upper	15" x 12"
Oven cavity size – lower	4.6 cu. ft.
Overall lower oven interior dimensions (HxWxD) (in)	17 13/16" x 24 1/8" x 18"
Usable lower oven interior dimensions (HxWxD) (in)	12 1/4" x 23 1/4" x 15 1/4"
Net weight (lbs)	259 lbs

## Accessories – Included

Upper Oven: Metal Turntable, Square rack, Ceramic Cooking Tray  
Lower Oven: 1 Telescopic and 2 Standard Oven Racks, Meat Probe

## Accessories – Optional



**HEZTR301**  
30" Telescopic Rack



\*Lower wall oven only

**Accessories:** To purchase Bosch accessories, cleaners & parts please visit [www.bosch-home.com/us/store](http://www.bosch-home.com/us/store) or call 1-800-944-2904 (Mon to Fri 5 am to 6 pm PST, Sat 6 am to 3 pm PST).

**Notes:** All height, width and depth dimensions are shown in inches. BSH reserves the absolute and unrestricted right to change product materials and specifications, at any time, without notice. Consult the product's installation instructions for final dimensional data and other details prior to making cutout.

**Warranties:** Please see Use & Care manual or Bosch website for statement of limited warranty.

For more information on our entire line of products, go to [www.bosch-home.com/us](http://www.bosch-home.com/us) or call 1-800-944-2904

© BSH Home Appliances Corporation. All rights reserved. Bosch is a registered trademark of Robert Bosch GmbH.

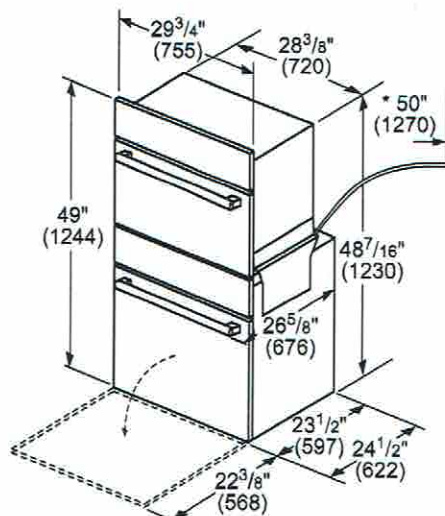


# 30" Speed Combination Oven

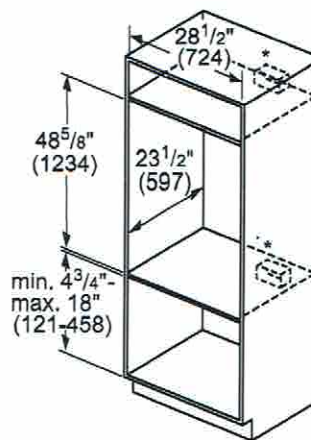
800 Series – Stainless Steel HBL8753UC



## Installation Details



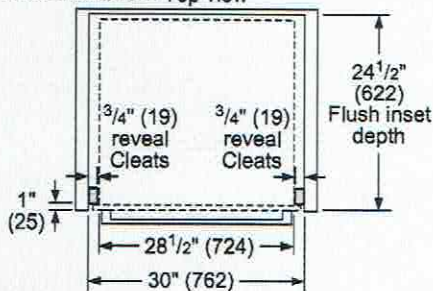
\* Power cable 50" (1270 mm) from the lower oven.



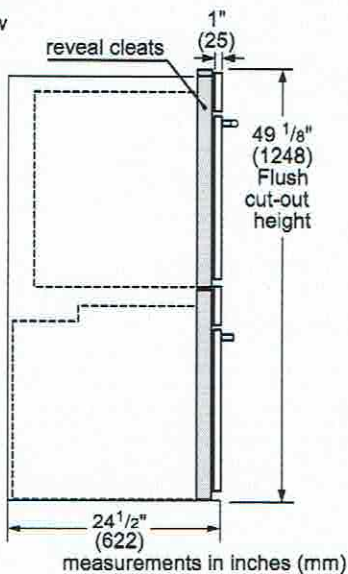
\* Junction box may be installed above, below, or to the left or right of the unit within reach of the power cable

measurements in inches (mm)

Flush installation Top view




Side view



measurements in inches (mm)

Example Flush Install



Single wall oven shown.

**Accessories:** To purchase Bosch accessories, cleaners & parts please visit [www.bosch-home.com/us/store](http://www.bosch-home.com/us/store) or call 1-800-944-2904 (Mon to Fri 5 am to 6 pm PST, Sat 6 am to 3 pm PST).

**Notes:** All height, width and depth dimensions are shown in inches. BSH reserves the absolute and unrestricted right to change product materials and specifications, at any time, without notice. Consult the product's installation instructions for final dimensional data and other details prior to making cutout.

**Warranties:** Please see Use & Care manual or Bosch website for statement of limited warranty.

For more information on our entire line of products, go to [www.bosch-home.com/us](http://www.bosch-home.com/us) or call 1-800-944-2904

© BSH Home Appliances Corporation. All rights reserved. Bosch is a registered trademark of Robert Bosch GmbH.

06/19



# 30" Speed Combination Oven

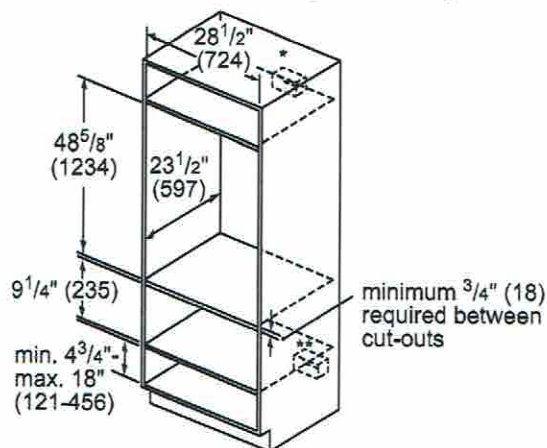
800 Series – Stainless Steel HBL8753UC



## Installation Details

### Standard Installation

Combination oven over storage or warming drawer



\* Wall oven junction box may be located above or to the right or left of the unit within reach of the power cable.

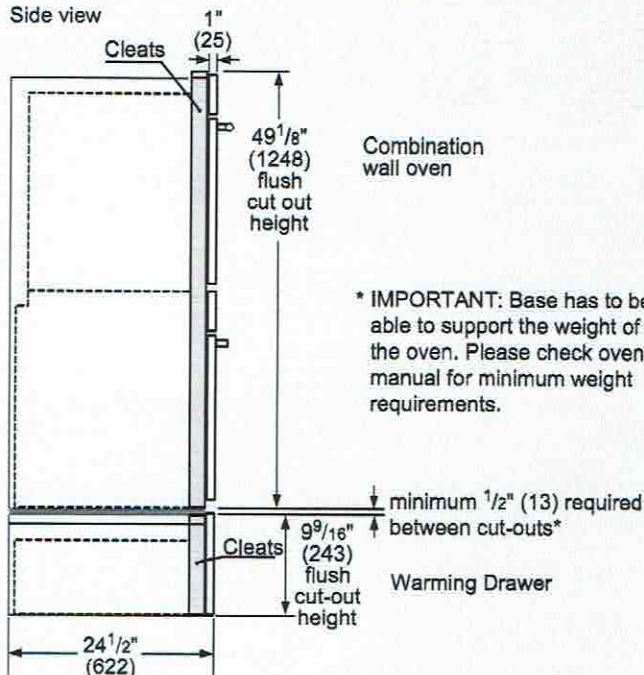
\*\* Electrical hook-up may be located below (depending on space) or next to the drawer within reach of the power cable.

measurements in inches (mm)

### Flush installation

Combination oven over storage or warming drawer

Side view



measurements in inches (mm)

**Accessories:** To purchase Bosch accessories, cleaners & parts please visit [www.bosch-home.com/us/store](http://www.bosch-home.com/us/store) or call 1-800-944-2904 (Mon to Fri 5 am to 6 pm PST, Sat 6 am to 3 pm PST).

**Notes:** All height, width and depth dimensions are shown in inches. BSH reserves the absolute and unrestricted right to change product materials and specifications, at any time, without notice. Consult the product's installation instructions for final dimensional data and other details prior to making cutout.

**Warranties:** Please see Use & Care manual or Bosch website for statement of limited warranty.

For more information on our entire line of products, go to [www.bosch-home.com/us](http://www.bosch-home.com/us) or call 1-800-944-2904

© BSH Home Appliances Corporation. All rights reserved. Bosch is a registered trademark of Robert Bosch GmbH.

05/19

## LG LAUNDRY

# WKEX200HBA

5.2 cu.ft. Washer, 7.4 cu.ft. Dryer Center  
Control Wash Tower

Unitary One Body Design

AI DD & AI Dry

Center Control for Easier Load / Unload to Dryer

Steam technology & Allergiene Cycle / ASC

LG ThinQ Technology

TurboWash360 Technology

NeveRust SS Drum



SmartThinQ®

Enjoy new ways to control your  
home with LG smart appliances



CAPACITY	WASHER	DRYER
Washer / Dryer Capacity (cu.ft)	5.2	7.4
<b>APPEARANCE</b>		
Hard Buttons	Yes	
Touch Buttons	Yes	
Full Touch Electronic Control Panel with LED Display	Yes	
Unified Center Control	Yes	
<b>ENERGY</b>		
2019 Energy Star Most Efficient	Yes	
CEE Tier	2	
<b>PROGRAMS</b>		
No. of Programs	6 Normal, Bedding, Delicates, Heavy Duty, Speed Wash, Downloaded	6 Normal, Bedding, Delicates, Heavy Duty, Small Load, Downloaded
No. of Options	10 TurboWash®, Steam, Extra Rinse, Pre-wash, Sanitary*, Tub Clean*, Drum Light*, Child Lock*, Signal*, Wi-Fi* / Remote Start*	9 Wrinkle Care, TurboSteam™, Reduce Static, Energy Saver, Steam Fresh*, Drum Light*, Child Lock*, Signal*, Wi-Fi* / Remote Start*
No. of Wash/Rinse Temps	5 Hot, Warm/Hot, Warm, Cold/Warm, Cold	-
No. of Spin Speeds	5 High, Medium/High, Medium, Low, No Spin	-
Water Levels	Load Sensing	-
No. of Soil Levels	5	-
Temperature Settings	-	High, Medium/High, Medium, Low/Medium, Low
Drying Levels	-	Very, More, Normal, Less, Damp
Eco Hybrid	-	No
Manual Dry Times	-	60 min., 50 min., 40 min., 30 min., 20 min.
<b>FABRIC CARE FEATURES</b>		
AI DD	Yes	-
TurboWash™ 360 Technology	Yes	-
Steam Technology	Yes	-
Allergiene™ Cycle	Yes	-
Sanitary Cycle	Yes	-
SenseClean™ System	Yes	-
AI Dry	-	Yes
Sensor Dry	-	Yes
Precise Temperature Control with Variable Heater	-	Yes
Steam Technology	-	Yes (TurboSteam™)
<b>CONVENIENCE FEATURES</b>		
TrueBalance™ Anti-Vibration System	Yes	-
4 Tray Dispenser	Prewash, Main Wash (with liquid detergent cup), Bleach, Fabric Softener	-

LoDecibel™ Quiet Operation	Yes
End of Cycle Signal	Yes
LoadSense	Yes
Child Lock*	Yes
Auto Suds Removal	Yes
Leveling Legs	4 Adjustable Legs
Easy Loading TriTub™	Yes
Drum Light	Yes
Remaining Time Display/Status Indicator(s)	Yes
3 Minute Installation Check	-
Reversible Door	-
FlowSense™ Duct Clogging Indicator	-
Wrinkle Care Option	-
Venting Option	Electric, 4 Way Venting
<b>THINQ TECHNOLOGY</b>	
SmartDiagnosis™ (v3.0)	Yes
Wi-Fi	Yes
Remote Start and Cycle Monitor	Yes
Energy Monitoring	Yes
Tub Clean Coach	Yes
<b>MOTOR</b>	
Motor Type	Inverter DD Motor
Axis	Horizontal
Max RPM	1300
<b>MATERIALS AND FINISHES</b>	
NeveRust™ Stainless Steel Drum	Yes
Cabinet	PCM
Control Panel	Plastic
Top Plate	Painted
Tub Rear	-
Door / Rim	Stainless Steel
Door Cover	Large Circle Chrome Rim
All Available Colours	Tinted Round Tempered Glass
<b>POWER SOURCE</b>	
UL Listed	UL Listed
Electrical Requirements	120V, 10 Amps
Type	Electric
BTU Rating	10,000 Feet
<b>MEASUREMENTS</b>	
Product (WxHxD)	27" x 74 3/8" x 30 3/8" (700mm x 1890mm x 770mm)
Depth with Door Open	(55" D with door open)
Carton (WxHxD)	30 1/16" x 79 11/32" x 32" (763*2015*813(mm))
Weight (Product/Carton)	326 / 361
<b>LIMITED WARRANTY</b>	
Parts and Labour	1 Year
Direct Drive Motor	10 Years
Drum	3 Years
<b>UPC</b>	
WKEX200HBA	772454073670