



MAAX SERIES

Halo 44 ½–47 x 78 ¾ in. 8mm Sliding Shower Door for Alcove Installation with Clear glass in Chrome

44 1/2" - 47" x 78 3/4"

INTERNET SKU: 138996 MODEL NUMBER: 138996-900-084-000

★★★★★ (0) [Write a review](#)

Frame Finish: **Chrome (084)**



Glass Pattern: **Clear (900)**



MSRP* CAD\$ 1,410.00

Product information

Key Benefits

- Glass panels 5/16 in. (8 mm) with a height of 78 3/4 in.
- Lotus easy clean protection for effortless maintenance
- Ball bearing roller technology for smooth and quiet opening
- Reversible shower door allows for left or right opening
- Also available in a corner configuration
- Available in 4 finishes: Chrome, Brushed Nickel, Dark Bronze, Matte Black

Attribute Set

- Installation Type : Alcove
- Door Type : Slider
- Frame Type : Frameless
- Residential Warranty : 10 Years


Characteristics

- Ball Bearing Roller System
- Bestseller
- Utile Compatible

Note : Please take into account that the actual products may vary slightly in design or in colors from what is shown on product pictures. Door opening dimensions may differ for ceramic or acrylic walls.
*All prices shown are the manufacturer's suggested retail prices (**MSRP**), exempt of applicable taxes, and are subject to change without notice. Authorized dealers may sell for less; contact the local dealer in your area for final pricing.*

Technical Specifications

Dimensions



Height
78 3/4"

Minimum Width
44 1/2"

Maximum Access
18 3/8"

Required Base Depth
2 1/2"


Approximative Weight
132.00 lb

Maximum Width
47"

Minimum Access
16 3/8"

Glass Thickness
5/16 in.

Packaging Dimension
6.00 ft³



Compatible Product(s)

These products are compatible with the shower base only. When choosing a door and walls to be installed together on the base, please validate that the height of the door is compatible with the height of the walls.



Alaska Base 48 x 32 AcrylX Alcove Shower Base

48" x 32" x 6"

- Made in Canada
- Textured Floor
- Acrylic Wall Set Available

Starting at **MSRP* CAD\$ 568.00**



B3Round 4832 Acrylic Configurable Shower Base

47 7/8" x 31 7/8" x 3"

- Made in Canada
- Utile Compatible
- Bestseller

Starting at **MSRP* CAD\$ 1,078.00**





TRINSIC®

Monitor 14 Series H₂Okinetic Shower Trim

MODEL#: T14259

- Featuring Delta H2Okinetic Technology for 3X the coverage



WaterSense® Labeled

Finish: **Chrome**



Rough Valve




MultiChoice Universal Tub / Shower Rough - Universal Inlets / Outlets
MODEL#: R10000-UNBX

▼ SHOW MORE OPTION

Base Part



Monitor 14 Series H₂Okinetic Shower Trim
MODEL#: T14259



Delta H2Okinetic Showers look different because they are different. Using advanced technology, H2Okinetic showers sculpt water into a unique wave pattern, giving you 3X the coverage of a standard shower head.* The end result is a shower that provides more coverage, more warmth and more intensity for a truly drenching shower experience. Delta pressure-balance valves use Monitor Technology to protect you and your family from sudden temperature changes. Chrome has rapidly become one of the most popular finishes across décor styles in the bath thanks to its stunning gloss and innate versatility. Paired with crisp lines and bright whites, it creates a bold, modern contrast, but it works equally well with vintage styles and traditional spaces to convey a hint of nostalgia. Delta WaterSense labeled faucets, showers and toilets use at least 20% less water than the industry standard?saving you money without compromising performance.


- H2Okinetic Shower technology sculpts water into a unique wave pattern, forming a powerful drench spray
- Gives you the feeling of more water without using more water
- Monitor pressure balance valve keeps water temperature within a safe +/-3degrees F (+/-1.6degrees C), helping to protect you from sudden changes in hot or cold water pressure
- Spray settings include: H2OKinetic spray
- H2Okinetic spray creates a shower with more warmth, coverage and intensity
- Trim kit only, must order MultiChoice Universal Valve separately to complete the unit
- ADA Compliant
- WaterSense labeled shower heads use at least 20% less water than the industry standard without compromising performance

Technology

-  Monitor® ⓘ
-  H2Okinetic® Technology ⓘ

Special Features

-  MultiChoice® Universal Valve ⓘ
-  FltH2Okinetics ⓘ
-  ADA Compliant ⓘ



Product Support, Repair Parts & Technical Specifications

- [View Maintenance & Installation Sheet](#)
- [View Technical Specifications](#)
- [View Parts & Accessories Diagram](#)

Installation Information

Number of Handles :	singlehandle
Flow Rate :	1.75 gpm @ 80 psi, 6.6 L/min @ 552 kPa
Fittings Type :	Universal fittings
Drain Type :	NA
Valve Type :	Single-function pressure balance cartridge
Spray Settings :	H2Okinetic ® Spray

