

RF27T5501SR

SAMSUNG

27 cu. ft. 3-Door French Door Refrigerator with Family Hub™ and External Water & Ice Dispenser

PWY2- 291



Connected Living at Your Fingertips

Bring the party to the kitchen.

Compatible with your favorite music apps. Stream your favorite music on the Family Hub and enjoy quality listening.

Appliances that work together to simplify your life.

Connected Living Appliance Alerts

The Family Hub is your remote control.

See who's at the front door. Monitor the baby's room. Adjust the thermostat.

Bring the family room into the kitchen, and never miss a moment.

Mirror shows, movies, or live sports from your Samsung TV.

Plan dinner in a snap.

See inside your refrigerator from anywhere. Search for recipes. Shop for groceries.

Stay connected, even on the go.

Upload pictures remotely to Family Hub. Leave handwritten notes for loved ones. Set reminders for when you get home.

Available Colors



Fingerprint Resistant
Stainless Steel (shown)



Fingerprint Resistant
Black Stainless Steel



Family Hub™



Large Capacity

Design

- Large Capacity of 27 cu. ft.
- Fingerprint Resistant Finish
- Minimal Display Dispenser: external filtered water and ice
- High Efficiency LED Lighting
- EZ-Open Handle™

Convenience

- Full-width internal refrigerator drawer
- Wi-Fi and Bixby Enabled
- Adjustable Spill Proof Shelves
- Door Alarm
- Water Filter Indicator

Performance

- All-Around Cooling
- Ice Max Ice Maker - Stores up to 4.2 lbs of ice

Rating



ENERGY STAR® rated:
746 kWh/yr

27 cu. ft. 3-Door French Door Refrigerator with Family Hub™

and External Water & Ice Dispenser

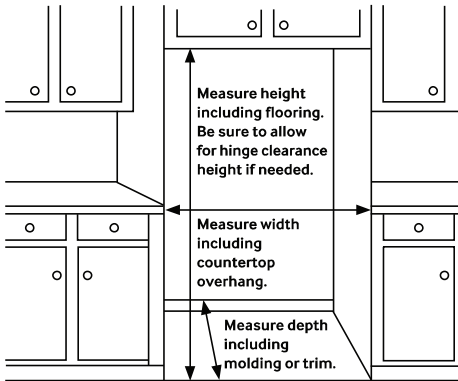
PWY2- 291

Installation Specifications

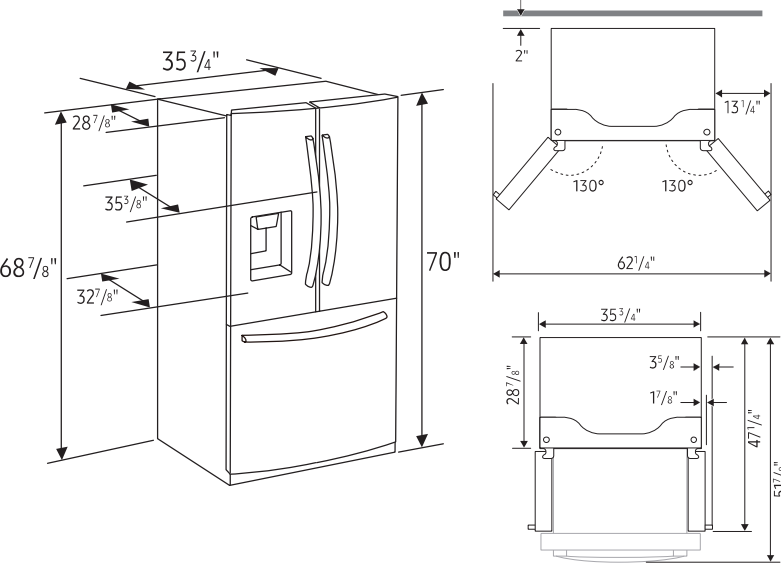
1. Measure the height, width and depth of the opening, making sure to include baseboards, molding tile, countertop overhang, etc. Check to be sure there is enough room to open the door (consider walls, islands or other obstacles when measuring).
2. Refer to illustration below to determine dimensions.
3. Allow 2.5" of clearance on hinge side of refrigerator when installing next to a wall where handle may make contact.
4. Allow 1" minimum clearance at rear for proper air circulation and water/electrical connections. Allow a 3/8" minimum clearance at sides and top for ease of installation.
5. Ensure each door and entryway in the home is wide enough for the refrigerator to be moved through easily.

For optimal usage and to be able to open refrigerator doors completely, do not install next to a wall.

Please note: The following dimension and cutout information is for planning purposes only. For complete installation details, consult manual packed with product, or download manual online at [samsung.com](https://www.samsung.com).



Dimensions



Total Capacity: 26.5 cu. ft.

Refrigerator: 17.9cu. ft.

- External Filtered Water and Ice Dispenser
 - Crushed or Cubed Ice
- Full Width Drawer
- 4 Tempered Glass Spill-Proof Shelves
- 2 Humidity-Controlled Crispers
- 6 Door Bins
 - Right Door: 3 Gallon Bins
 - Left Door: 3 Regular Bins
- Adjustable Shelves for Tall Oversized Items
- High Efficiency LED Lighting

Freezer: 8.6 cu. ft.

- EZ-Open Handle™
- 1 Large Opaque Bin with 1 Divider
- Auto Pull-Out Upper Drawer
- High Efficiency LED Lighting

Accessories

Water Filter: HAF-QIN

Warranty

One (1) Year Parts and Labor on Refrigerator
Five (5) Years Parts and Labor on Sealed Refrigeration System Only*
Ten (10) Years Parts and Five (5) Years Labor on Digital Inverter Compressor

*Compressor, evaporator, condenser, drier and connecting tubing.

Product Dimensions & Weight

Dimensions (WxHxD with hinges, handles and doors):
35 3/4" x 70" x 35 3/8"

Dimensions (WxHxD without hinges and door):
35 3/4" x 68 7/8" x 28 7/8"

Dimensions (WxHxD with hinge and door, no handle):
35 3/4" x 70" x 32 7/8"

Weight: 309 lbs

Shipping Dimensions & Weight (WxHxD)

Dimensions: 37 3/4" x 75 5/16" x 35 15/16"
Weight: 318 lbs

| Color | Model # | UPC Code |
|---|-------------|--------------|
| Fingerprint Resistant Stainless Steel | RF27T5501SR | 887276408774 |
| Fingerprint Resistant Black Stainless Steel | RF27T5501SG | 887276408767 |

LG COOKING

LSGL6335

6.3 cu ft. Smart Wi-Fi Enabled ProBake Convection®
 InstaView™ Gas Slide-in Range with Air Fry

PWY2- 291

6.3 cu ft. Capacity

Built-In Air Fry with ProBake Convection®

EasyClean® + Self Clean

20K BTU on Edge-to-edge cooktop

ThinQ® app with Proactive Customer Care



AVAILABLE COLORS



PRINTPROOF™ STAINLESS STEEL



PRINTPROOF™ BLACK STAINLESS STEEL

LG ThinQ®

Enjoy new ways to control your
 home with LG smart appliances

- Install Setup Quick Check
- Preventative Alerts & Guidance
- Performance & Usage Reports



| SUMMARY | | OVEN | | SMART FEATURES | |
|-------------------------------|--|---|--|---|-------------------------|
| Cooktop Type | Sealed | Oven Type | Single Oven | Wi-Fi Connect | Yes |
| Number of Cooktop Burners | 5 | Oven Cooking System | ProBake Convection® | Proactive Customer Care | Yes |
| Oven Type | Single Oven | Convection Conversion Auto-Adjust | Yes | Smart Diagnosis™ | Yes |
| Oven Cooking System | ProBake Convection® | Oven Cleaning Type | EasyClean® + Self Clean | Works with | LG ThinQ® |
| Oven Capacity (cu. ft.) | 6.3 | Self-Clean Oven Door Lock | Automatic | | Amazon Alexa |
| Oven Cleaning Type | EasyClean® + Self Clean | Oven Capacity (cu. ft.) | 6.3 | | Google Assistant |
| Drawer Type | Storage | Broiler Element Power | 13,500 BTU | | SIDECHEF |
| Size in Width (in.) | 30 | Bake Element Power | 19,000 BTU | INCLUDED ACCESSORIES | |
| APPEARANCE | | Number of Rack Positions | 7 | | |
| Color | PrintProof™ Stainless Steel, PrintProof™ Black Stainless Steel | Number of Oven Racks | 2 | Air Fry Tray | Yes |
| Control Type | SmoothTouch™ Glass | Oven Rack Type | 1 Offset, 1 Heavy Duty | Cast Iron Griddle | Yes |
| Knobs | Stainless Steel Appearance, Weighted | Drawer Type | Storage | POWER/RATINGS | |
| Oven Door Feature | InstaView & WideView™ Window | Oven Modes | Bake, Conv. Bake, Conv. Roast, Broil High, Broil Low, Warm, Proof, Frozen Meal, Air Fry, Slow Cook, EasyClean, SelfClean | Volts/Hertz/Amps | 120V/60Hz/4.2A |
| Cooktop Finish | EasyClean® Stainless Steel, Porcelain Enamel | | Halogen | DIMENSIONS & WEIGHT | |
| COOKTOP | | CONTROL FEATURES | | Cabinet Width (in.) | 30 |
| Cooktop Type | Sealed | Kitchen Timer | Yes | Overall Depth (in.) - including handle | 29 9/32 (743.9mm) |
| EasyClean Cooktop | Yes (PrintProof™ Stainless Steel) | Timed Cook | Yes | Overall Height (in.) | 37 1/8 (943.0mm) |
| Number of Cooktop Burners | 5 | Oven Control Lock | Yes (Key) | Overall Width (in.) | 30 (761.8mm) |
| Element/Burner - Left Front | 18,000 BTU | Sabbath Mode | Yes | Product Weight (lb) | 157.7 |
| Element/Burner - Left Rear | 9,100 BTU | UPC CODES | | Shipping Weight (lb) | 200.3 |
| Element/Burner - Right Front | 20,000 BTU UltraHeat™ | | | Shipping Dimensions (W x H x D) (in.) | 32 1/2" x 44" x 30 1/2" |
| Element/Burner - Right Rear | 5,000 BTU | | | LSGL6335F (PrintProof™ Stainless Steel) | |
| Element/Burner - Center | 10,000 BTU Oval | | | | |
| Cooktop Burner Grate Features | Edge-to-edge continuous grates | LSGL6335D (PrintProof™ Black Stainless Steel) | | 048231341882 | |
| Cooktop Burner Grate Material | Cast Iron | | | 048231341899 | |

*These partners may not yet be available at the time of purchase of this product, please continue to check for app updates

PWY2- 291

GE PROFILE 24" BUILT-IN TOP CONTROL DISHWASHER WITH STAINLESS STEEL TALL TUB STAINLESS STEEL - PBT865SSPFS

PBT865SSPFS



(0)

[Write a review](#)**\$1,849.00** MSRP

Approximate Product Dimensions (W×H×D) (in.)
23.86 in × 33.70 in × 27.00 in

WHERE TO BUY

Save up to \$500 on GE Top Load Laundry



4.5 cu. ft. Front Load Washer

WFW6620H

PWY2- 291



Chrome Shadow
WFW6620HC

Also available in:



White

WFW6620HW

Capacity

Total 4.5 cu. ft.

General Features & Properties

Intuitive Controls

Steam Clean Option

Sanitize Cycle

Quick Wash Cycle

Cold Wash Cycle

Presoak Option

Single Load Dispenser

Closet-Depth Fit

Smooth Wave Stainless Steel Wash Basket

Electrical Details

Amps 15 or 20

Volts 120

Certifications

ENERGY STAR® Certified Yes

Technical Details

Drum Material Stainless Steel

Control Location Front

Control Type Tap Touch

Number of Cycles 37

Washer Cycle Selections
Bulky Items
Clean Washer with affresh®
Cold Wash
Colors
Delicates
Drain & Spin
Heavy Duty
Normal
Quick
Regular
Sanitize
Towels
Whites
Wrinkle Control

Number of Options 37

Washer Option Selections
Extra Rinse
Steam Clean

Dimensions

Product Dimensions (H x W x D)
38-5/8" x 27" x 31-9/16"

Depth with Door Open 90° 56-1/2"

Reference Material

[Install Guide](#)

[Use & Care Guide](#)

[Energy Guide](#)

[Warranty](#)

Key Features & Benefits

Load & Go™ XL Dispenser

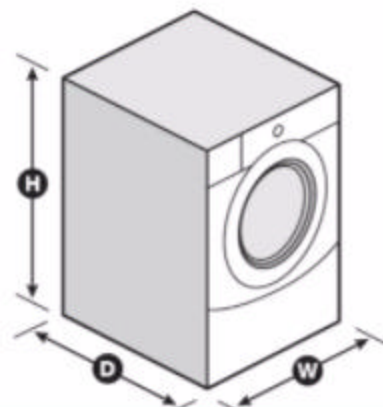
Skip steps with the Load & Go™ XL dispenser. Simply add detergent once and skip refills for 40 loads.*

4.5 cu. ft. Capacity

Wash over three baskets of clothing in a single load** and finish laundry fast with 4.5 cu. ft. washer capacity that offers enough space to handle larger loads.

ENERGY STAR® Certified

ENERGY STAR® certified models exceed government standards to help conserve natural resources and save money on your utility bills.





Whirlpool® 7.4 cu.ft Front Load Electric Dryer with Intuitive Touch Controls, Wrinkle Shield™ Plus Option with Steam

YWED6620HC

PWY2- 291

Available Finishes/Colours

YWED6620HC
Chrome Shadow

YWED6620HW
White

Dimensions

| | |
|--------|--------|
| Height | 38 3/4 |
| Width | 27 |
| Depth | 31 |

Configuration and Overview

| | |
|-------------------|---------------------------|
| Venting Direction | Left, Right, Bottom, Rear |
|-------------------|---------------------------|

| | |
|---------------------|----|
| Maximum Vent Length | 64 |
|---------------------|----|

| | |
|-----------|----------|
| Fuel Type | Electric |
|-----------|----------|

| | |
|----------|------|
| Capacity | 7.40 |
|----------|------|

| | |
|------------------------|------------------------|
| Energy Star® Qualified | ENERGY STAR® Qualified |
|------------------------|------------------------|

Cycle and Options

| | |
|------------------------|----|
| Number of Dryer Cycles | 37 |
|------------------------|----|

| | |
|--------------------------|-----|
| Advanced Moisture Sensor | Yes |
|--------------------------|-----|

| | |
|----------------------|-----|
| Cycle Time Remaining | Yes |
|----------------------|-----|

Cycle and Options

| | |
|------------------------|-----|
| EcoBoost™/Energy Saver | Yes |
|------------------------|-----|

| | |
|-----------------------|----|
| Lint Filter Indicator | No |
|-----------------------|----|

| | |
|---|----|
| Maytag Commercial Technology Components | No |
|---|----|

| | |
|------------------------|--|
| Temperature Selections | High, Low, Extra Low, Medium, Air Only |
|------------------------|--|

Style and Extras

| | |
|-------------------------|------------------------|
| Electronic Display Type | Cycle Indicator Lights |
|-------------------------|------------------------|

| | |
|---------------|-------------|
| Drum Material | Powder Coat |
|---------------|-------------|

| | |
|-------------|----|
| Drying Rack | No |
|-------------|----|

| | |
|----------------|----|
| Interior Light | No |
|----------------|----|

| | |
|------------------|-----|
| Pedestal Options | Yes |
|------------------|-----|

| | |
|-----------|-----|
| Stackable | Yes |
|-----------|-----|

Care is being flexible. That's why we help you do laundry in a way that fits your needs. Clothes are ready to wear thanks to the Steam Refresh cycle. It releases wrinkles and reduces odors without rewashing. Using water and a little heat, items that don't need to be rewashed are ready to wear in no time. Help keep wrinkles from setting into clean, dry fabrics. The Wrinkle Shield™ Plus option with Steam uses tumbling and steam for up to 150 minutes after the cycle ends or until you open the dryer door for improved wrinkle-fighting performance.

Top Features

Steam Refresh Cycle

Wrinkle Shield™ Plus Option with Steam

7.4 cu. ft. Capacity



Because Whirlpool Corporation policy includes a continuous commitment to improve our products, we reserve the right to change materials and specifications without notice. Dimensions are for planning purposes only. For complete details, see Installation Instructions packed with product. Specifications subject to change without notice.

LG COOKING

LMC2075_

NeoChef Countertop Microwave Oven

PWY2- 291

2.0 cu.ft. Oven Capacity

Smart Inverter

EasyClean® Interior

SmoothTouch™ Glass Touch

Hexagonal Stable Ring

LED Interior Light

10 Year Warranty on Magnetron

 Available in Black Stainless Steel, Stainless Steel,
 Smooth White and Smooth Black


| CAPACITY | |
|------------------------|--|
| Cavity Size | 2.0 cu. ft. |
| FEATURES | |
| Watts | 1,200 Output / 1,350 Microwave |
| Turntable Diameter | 16" |
| Display | SmoothTouch™ Glass Touch |
| Lighting | White LED |
| COOKING FEATURES | |
| Power Levels | 10 |
| Sensor Cooking Options | 7 (Potato, Fresh Vegetable, Frozen Vegetable, Frozen Entrée, Bacon, Rice, Soften Butter) |
| Sensor Reheat Options | 5 (Beverage, Casserole, Pizza, Dinner Plate, Pie) |
| Defrost Options | 4 (Meat, Poultry, Fish, Bread) |
| Quick Start | Yes |
| CONVENIENCE FEATURES | |
| EasyClean® Interior | Yes |
| Clock | Yes |
| Completion Beeper | Yes |
| Energy Saving Button | Yes (turns off LED display) |
| SAFETY FEATURES | |
| Child Lock | Yes |
| MATERIALS/FINISHES | |
| Available Colors | Black Stainless Steel (BD), Stainless Steel (ST), Smooth White (SW), Smooth Black (SB) |
| Cavity Material | Metal |
| Cavity Coating | EasyClean® Enamel (Gray Interior) |

| POWER/RATINGS | |
|-----------------------------------|---|
| Input Volt/Hertz | 120/60 |
| Input Amps/Watts (Microwave) | 14A/1600W |
| DIMENSIONS | |
| Cavity (WxHxD) | 16 11/16" x 11 1/4" x 18 1/16" |
| Exterior (WxHxD) | 23 7/8" x 13 9/16" x 19 13/16" |
| Net Weight | 36.4 lbs. |
| Shipping Weight | 40.7 lbs |
| Shipping Dimensions (WxHxD) | 27 3/4" x 15 2/5" x 21 1/4" |
| LIMITED WARRANTY | |
| | 1 Year Parts and Labor (In Home Service) |
| | 10 Years Limited on Magnetron (In Home Service) |
| UPC CODES | |
| LMC2075BD (Black Stainless Steel) | 048231337181 |
| LMC2075ST (Stainless Steel) | 048231337198 |
| LMC2075SW (Smooth White) | 048231337204 |
| LMC2075SB (Smooth Black) | 048231337105 |



LMC2075SB



LMC2075SW



LMC2075ST



LMC2075BD