



MAAX SERIES

Halo 56 ½–59 x 78 ¾ in. 8mm Sliding Shower Door for Alcove Installation with Clear glass in Matte Black

56 1/2" - 59" x 78 3/4"

INTERNET SKU: 138997 MODEL NUMBER: 138997-900-340-000

★★★★★ (0) [Write a review](#)

Frame Finish: **Matte Black (340)**



Glass Pattern: **Clear (900)**



Product information

Key Benefits

- Glass panels 5/16 in. (8 mm) with a height of 78 3/4 in.
- Lotus easy clean protection for effortless maintenance
- Ball bearing roller technology for smooth and quiet opening
- Reversible shower door for left or right opening
- Also available in a corner configuration
- Available in 4 finishes: Chrome, Brushed Nickel, Dark Bronze, Matte Black

Attribute Set

- Installation Type : Alcove
- Door Type : Slider
- Frame Type : Frameless
- Residential Warranty : 10 Years

Characteristics

- Ball Bearing Roller System
- Bestseller
- Utile Compatible



Note : Please take into account that the actual products may vary slightly in design or in colors from what is shown on product pictures. Door opening dimensions may differ for ceramic or acrylic walls.
*All prices shown are the manufacturer's suggested retail prices **(MSRP)**, exempt of applicable taxes, and are subject to change without notice. Authorized dealers may sell for less; contact the local dealer in your area for final pricing.*

Technical Specifications

Dimensions

DocuSign Envelope ID: F00084EB-17F7-486F-9DF0-61079C3D457A

Height
78 3/4"

Minimum Width
56 1/2"

Maximum Access
24 1/2"

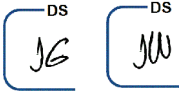
Packaging Dimension
7.20 ft³

Maximum Width
59"

Minimum Access
22 1/2"

Glass Thickness
5/16 in.

Approximative Weight
162.00 lb



Compatible Product(s)

These products are compatible with the shower base only. When choosing a door and walls to be installed together on the base, please validate that the height of the door is compatible with the height of the walls.

NEW

NEW



-
-
-

Exhibit 6032 Acrylic Drop-in Bathtub

Model number:		105513			
Dimensions:	59.75" x 31.875" x 20"	Installation:	Drop-in	Material:	Acrylic



Standard Features:

- Rectangular shape bathtub
- Drop-in or alcove installation with tiling flange
- Minimalist look with discreet armrests and textured floor
- End drain

Product characteristics:


- Made in North America
- Elegant Design
- Integrated Armrest

Systems:

- Product Pack
- Whirlpool
- Combined Whirlpool/Aeroeffect
- Aeroeffect

Warranty:

25 Years



Standard Colors:


White (001)


Bone (004)


Biscuit (007)

Certifications

MAAX products adhere to one or more of the following certifications:



Recommended products (Visit our website for a complete list of our recommended products)

No	Description
<input type="checkbox"/> 136695	Revelation Round 56-59 x 56 ¾-59 ¼ in. 8mm Sliding Tub Door for Alcove Installation
<input type="checkbox"/> 134561	Kameleon 55-59 x 57 in. 6 mm Sliding Tub Door for Alcove Installation
<input type="checkbox"/> 135330	Incognito 57 Shaker 56-59 x 56 ¾ in. 8mm Sliding Tub Door for Alcove Installation

Exhibit 6032 Acrylic Drop-in Bathtub

DS

JG

DS

W

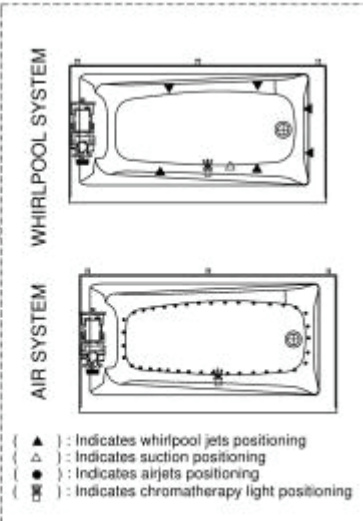
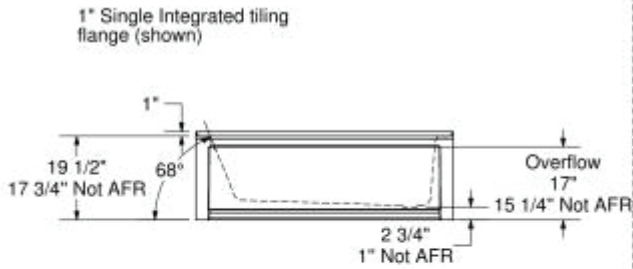
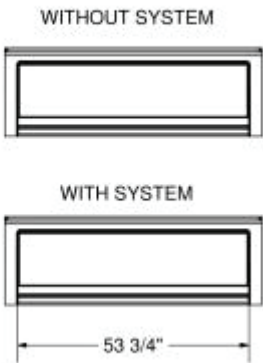
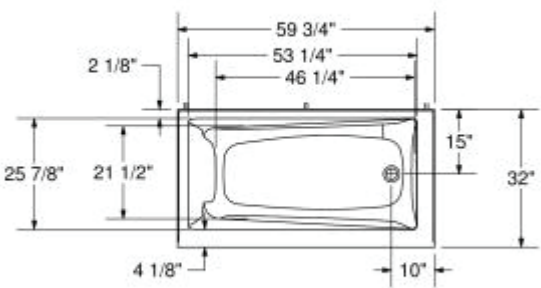
Model number:

105513

Dimensions: 59.75" x 31.875" x 20"

Installation: Drop-in

Material: Acrylic



Wood support design may vary.
Single integrated tiling flange: 1" height x 1/4" thickness (shown)

All dimensions are approximate.
Structure measurement must be verified against the unit to ensure proper fit.

Dimensions

59 3/4 x 32 x 20 In.
(1518 x 810 x 508 mm)

Water Capacity

48 gallons - 182 liters

Weight

85 lbs - 38.55 kg

Bathing Well

53 1/2 In. x 26 In.
(1359 mm x 660 mm)

Deep Sump Height

16.25 In. - 413 mm

Deck Width

2.875 In. - 73 mm

Drain location:

End

Project:

Contractor:

Representative:

Date:

Tel:

Notes: