

WF53BB8900

SAMSUNG

## Bespoke 6.1 cu. ft. Ultra Capacity Front Load Washer with AI OptiWash™ and Auto Dispense

WTR3 LOT 61



### Available Colours



Stainless Steel  
WF53BB8900AT

### Features

- Bespoke Design
- 6.1 cu. ft. Ultra Capacity
- AI OptiWash™
- Auto Dispense System
- Super Speed Wash
- AI Smart Dial
- MultiControl™
- ENERGY STAR® Most Efficient
- Shallow Closet-Depth Fit¹
- Flexible Installation
- Wi-Fi Connectivity²
- Steam
- Self Clean+
- Premium Tempered Glass Door
- Vibration Reduction Technology+
- Swirl+ Drum Interior
- Internal Drum Light
- 1200 RPM Maximum Spin Speed
- Direct Drive Motor
- 25 Total Washing Cycles
- 18 Options

### Convenience

- Child Lock
- Dispenser Trays: Main Wash, Bleach, Auto Detergent, Auto Softener

### Ratings



CEE Tier 3  
IMEF = 3.1  
IWF = 2.9  
103 kWh/yr

### Electrical Requirements

120 V / 60 Hz  
15 Amps

### Specifications

#### 25 Total Washing Cycles:

Normal, AI OptiWash, Heavy Duty, Bedding, Permanent Press, Delicates, Activewear, Wool, Towels, Eco Cold, Rinse + Spin, Self Clean+, Small Load, Colours, Spin Only, Outdoor, Denim, Super Speed, Steam Sanitize, Steam Allergen, Steam Normal, Power Steam, Steam Whites, Steam Bulky, Power Rinse

#### 18 Additional Washing Options:

Presoak, Extra Rinse, My Cycles, Delay End, Smart Control, Super Speed, Drum Light, Dose per Wash, Dose per Rinse, Child Lock, Detergent Concentration Level, Softener Concentration Level, AI Pattern, Alarm, Calibration, Wi-Fi, Language, Factory Reset

#### 5 Temperature Settings:

Extra Hot, Hot, Warm, Cold, Tap Cold

#### 7 Spin Settings:

Extra High, High, Medium, Low, Extra Low, No Spin, No Drain

#### 5 Soil Settings:

Extra Heavy, Heavy, Normal, Light, Extra Light

#### Warranty

One (1) Year Parts and Labour  
Ten (10) Years DD Motor (Part Only)

#### Product Dimensions & Weight (WxHxD)

Dimensions: 27" x 38<sup>3</sup>/<sub>4</sub>" x 34<sup>1</sup>/<sub>2</sub>"  
Weight: 227.1 lbs

#### Shipping Dimensions & Weight (WxHxD)

Dimensions: 29<sup>3</sup>/<sub>8</sub>" x 42<sup>15</sup>/<sub>16</sub>" x 36<sup>1</sup>/<sub>4</sub>"  
Weight: 233.7 lbs

Washer	Model #	UPC Code
Stainless Steel	WF53BB8900AT	887276652269

#### Matching Electric Dryer

Stainless Steel	DVE53BB8900T	887276660127
-----------------	--------------	--------------

Optional Accessories	Model #	UPC Code
Stainless Steel Pedestal	WE502NT	887276665283
Stainless Steel Bespoke Stacking and MultiControl™ Combo Kit	SKK-9MCT	887276667379

¹ Designed to fit a 38" installation depth.

² Requires wireless network, Samsung account and Samsung SmartThings App. The Samsung SmartThings App supports Android OS 4.0 (ICS) or later which is optimized for Samsung smartphones (Galaxy S and Galaxy Note series). This app also supports iOS 7 or later for iPhone models. Samsung SmartThings App available in App Store and Play Store.

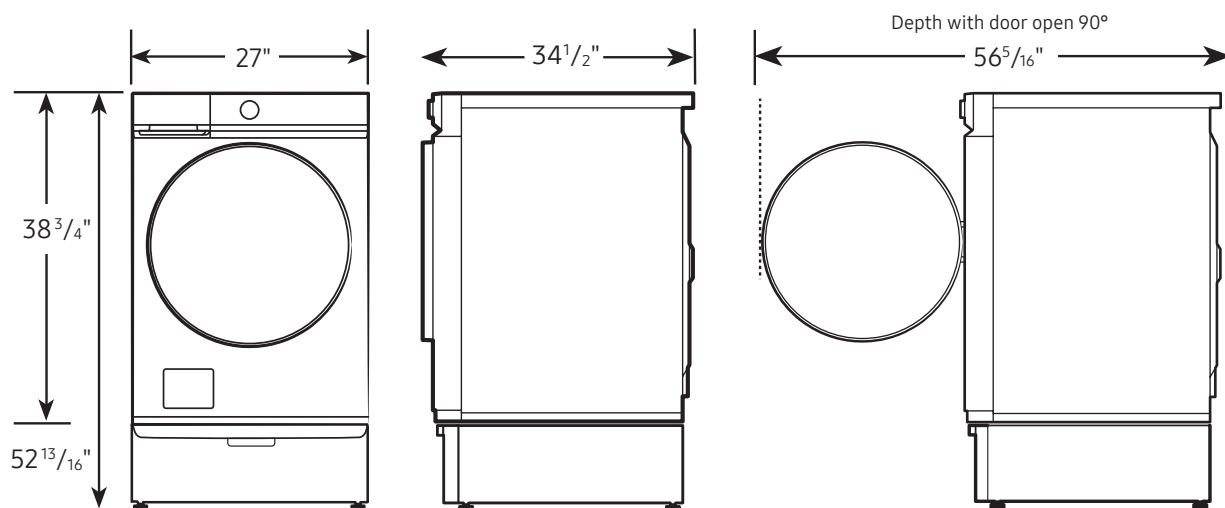
**WF53BB8900**

**SAMSUNG**

**Bespoke 6.1 cu. ft. Ultra Capacity Front Load Washer  
with AI OptiWash™ and Auto Dispense**

**Dimensions**

Required dimensions for  
installation with pedestal:

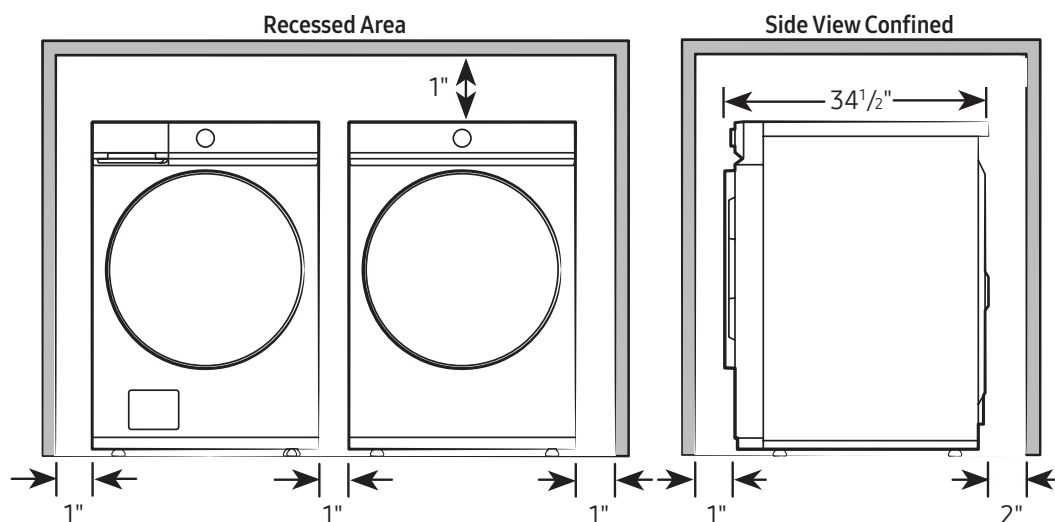


**Installation Specifications – Side-by-Side**

If the washer and dryer are installed together or the dryer alone, the closet front must have two unobstructed air openings for a combined minimum total area of 72-inch<sup>2</sup>. Your washer alone does not require a specific air opening.

**Alcove or closet installation**

Minimum clearance for  
closet and alcove installations:



**Connection Dimensions**

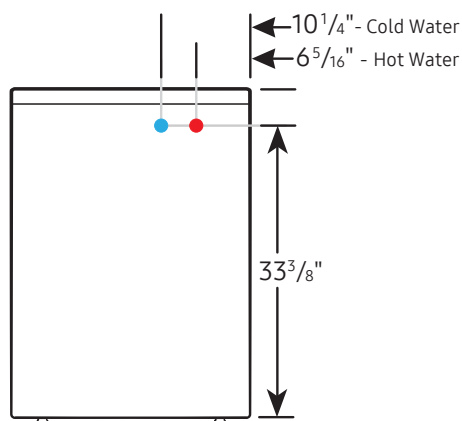
Back view of washer

**LEGEND:**

- Cold Water Connection
- Hot Water Connection

Actual colour may vary. Design, specifications and colour  
availability are subject to change without notice.  
Non-metric weights and measurements are approximate.

© 2022 Samsung Electronics Canada Inc.  
All rights reserved. Samsung is a registered trademark  
of Samsung Electronics Co., Ltd., used with permission.



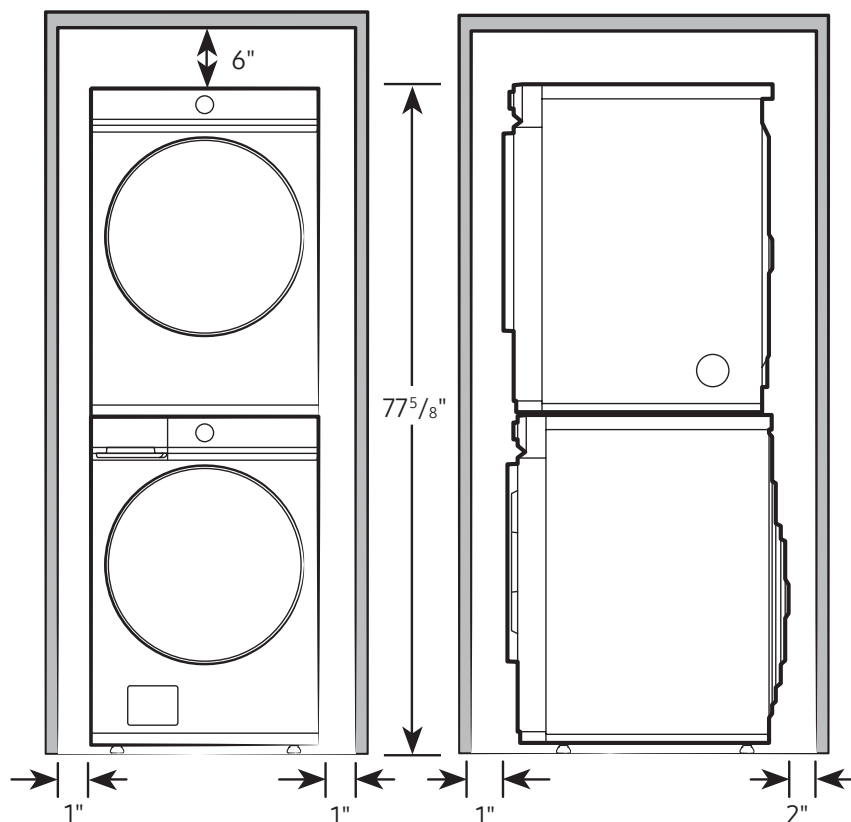
WF53BB8900

SAMSUNG

Bespoke 6.1 cu. ft. Ultra Capacity Front Load Washer  
with AI OptiWash™ and Auto Dispense

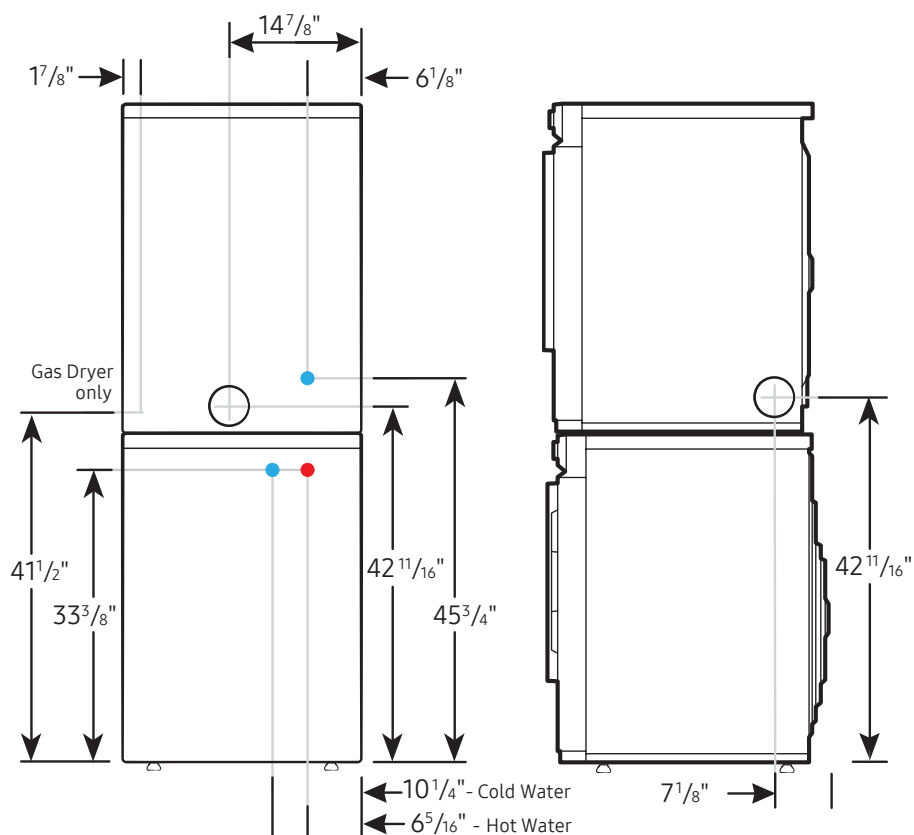
Installation Specifications – Stacked Pair

Clearances indicated are for stacked pairs. The closet front must have two unobstructed air openings for a combined minimum total area of 72-inch<sup>2</sup>.



Connection Dimensions

Back and side views of stacked pair



LEGEND:

- Cold Water Connection
- Hot Water Connection

Actual colour may vary. Design, specifications and colour availability are subject to change without notice. Non-metric weights and measurements are approximate.

© 2022 Samsung Electronics Canada Inc. All rights reserved. Samsung is a registered trademark of Samsung Electronics Co., Ltd., used with permission.