

DVE53BB8900

Bespoke 7.6 cu. ft. Ultra Capacity Electric Dryer
with AI Optimal Dry and Super Speed Dry

SAMSUNG



WTR3 LOT 61

Available Colours



Stainless Steel
DVE53BB8900T


Features

- Bespoke Design
- AI Optimal Dry
- Super Speed Dry
- AI Smart Dial
- MultiControl™
- Steam Sanitize+
- ENERGY STAR® Certified
- Shallow Closet-Depth Fit¹
- Flexible Installation
- Wi-Fi Connectivity²
- Sensor Dry
- 7.6 cu. ft. Ultra Capacity
- Vent Sensor
- Lint Filter Indicator
- Stainless Steel Drum
- Premium Tempered Glass Door
- Internal Drum Light
- Drying Rack
- Reversible Dryer Door
- 20 Total Drying Cycles
- 14 Options
- 5 Temperature Settings
- 4-Way Venting

Convenience

- Child Lock
- Filter Check Indicator

Ratings



ENERGY STAR® Rated:
608 kWh/yr

Electrical Requirements

240 V / 60 Hz
30 Amps

¹Designed to fit a 38" installation depth.
²Requires wireless network, Samsung account and Samsung SmartThings App. The Samsung SmartThings App supports Android OS 4.0 (ICS) or later which is optimized for Samsung smartphones (Galaxy S and Galaxy Note series). This app also supports iOS 7 or later for iPhone models. Samsung SmartThings App available in App Store and Play Store.

Specifications

20 Preset Drying Cycles:
Steam Refresh, Wrinkle Away, Steam Sanitize+, AI Optimal Dry, Super Speed, Eco Normal, Delicates, Normal, Heavy Duty, Towels, Permanent Press, Activewear, Bedding, Wool, Shirts, Denim, Time Dry, Air Fluff, Small Load, Rack Dry

14 Options:
Damp Alert, Wrinkle Prevent, AntiStatic, My Cycles, Smart Control, Eco Dry, Drum Light, Child Lock, Alarm, AI Pattern, Wi-Fi, Language, Vent Blockage Test, Factory Reset

5 Temperature Settings:
High, Medium, Medium Low, Low, Extra Low

5 Dry Levels:
Very Dry, More Dry, Normal Dry, Less Dry, Damp Dry

Warranty
One (1) Year Parts and Labour

Product Dimensions & Weight (WxHxD)
Dimensions: 27" x 38³/₄" x 31⁷/₁₆"
Weight: 125.7 lbs

Shipping Dimensions & Weight (WxHxD)
Dimensions: 29³/₈" x 42¹⁵/₁₆" x 34¹¹/₁₆"
Weight: 132.3 lbs

Electric Dryer	Model #	UPC Code
Stainless Steel	DVE53BB8900T	887276660127

Matching Washer	Model #	UPC Code
Stainless Steel	WF53BG8900AT	887276652269

Optional Accessories	Model #	UPC Code
Stainless Steel Pedestal	WE502NT	887276665283
Stainless Steel Bespoke Stacking and MultiControl™ Combo Kit	SKK-9MCT	887276667379
Vent Kit	DV-2A	887276146416

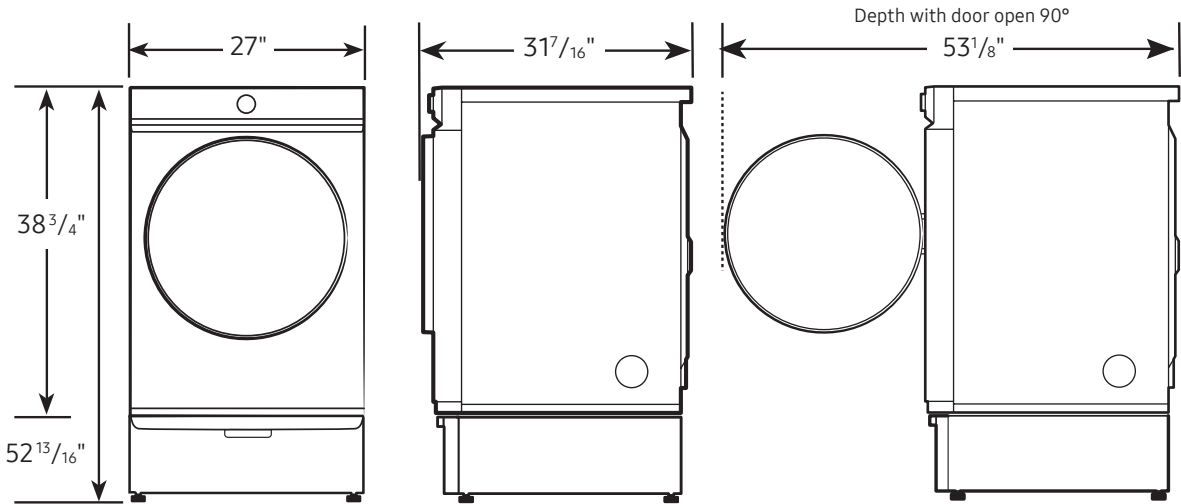
DVE53BB8900

Bespoke 7.6 cu. ft. Ultra Capacity Electric Dryer
with AI Optimal Dry and Super Speed Dry

SAMSUNG

Dimensions

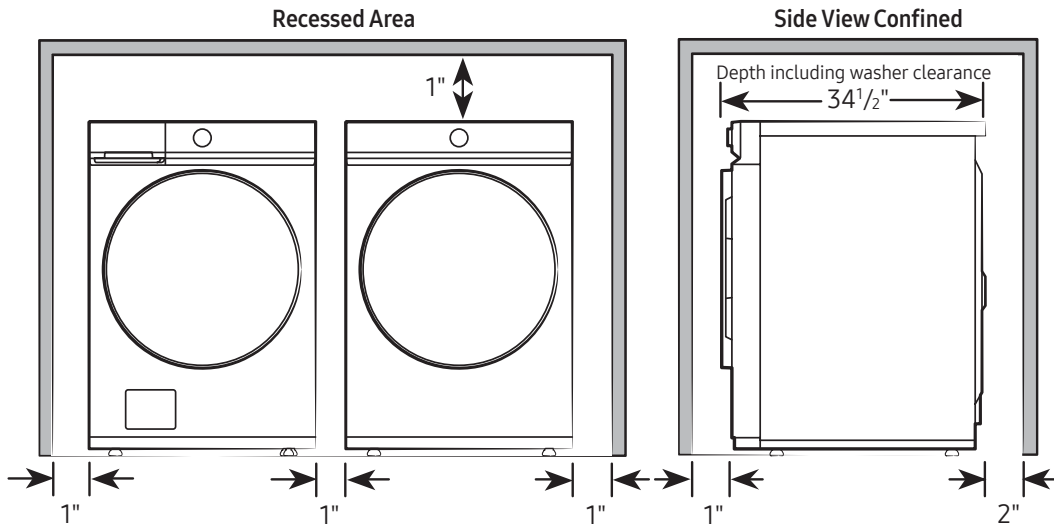
Required dimensions for
installation with pedestal:



Installation Specifications – Side-by-Side

If the washer and dryer are installed together or the dryer alone, the closet front must have two unobstructed air openings for a combined minimum total area of 72-inch². Your washer alone does not require a specific air opening.

Alcove or closet installation
Minimum clearance for
closet and alcove installations:

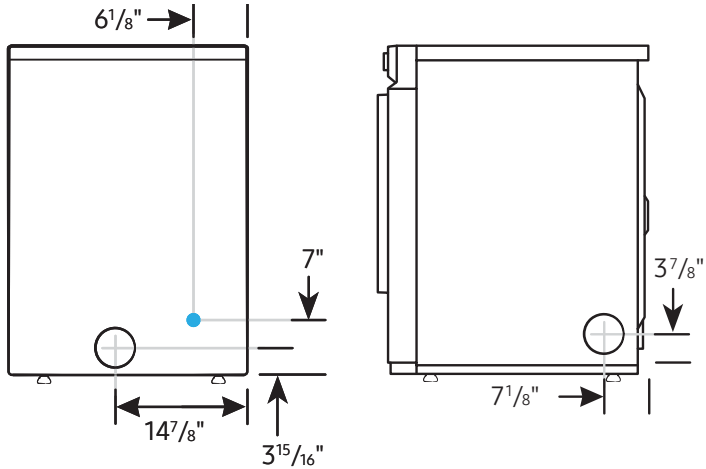


Connection Dimensions

Back and side view of dryer

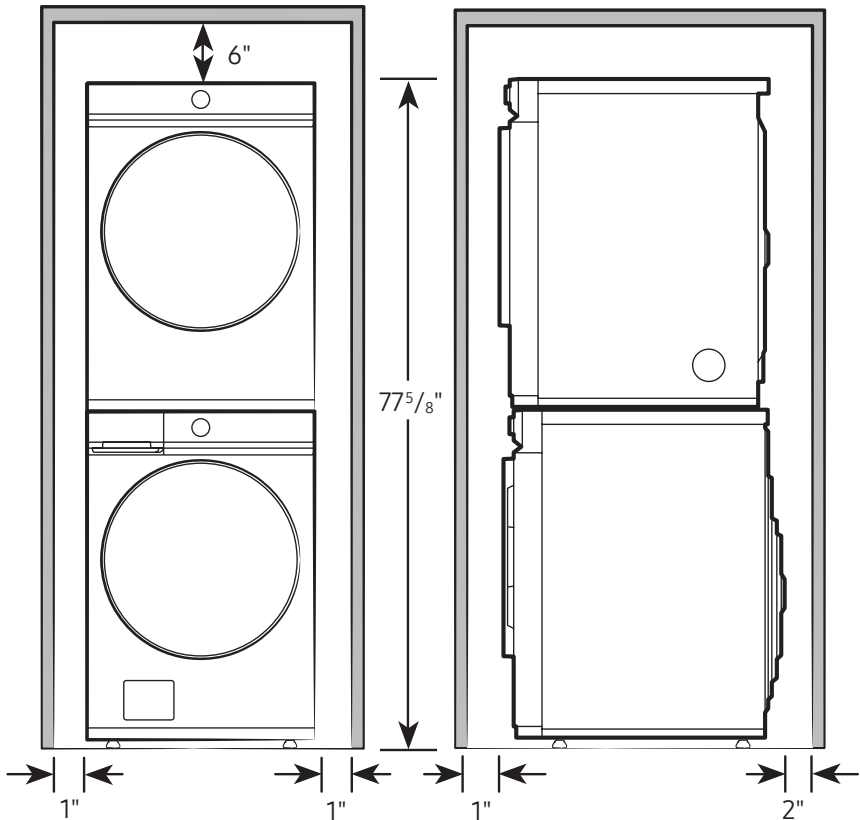
LEGEND:
● Cold Water Connection

Actual colour may vary. Design, specifications and colour
availability are subject to change without notice.
Non-metric weights and measurements are approximate.



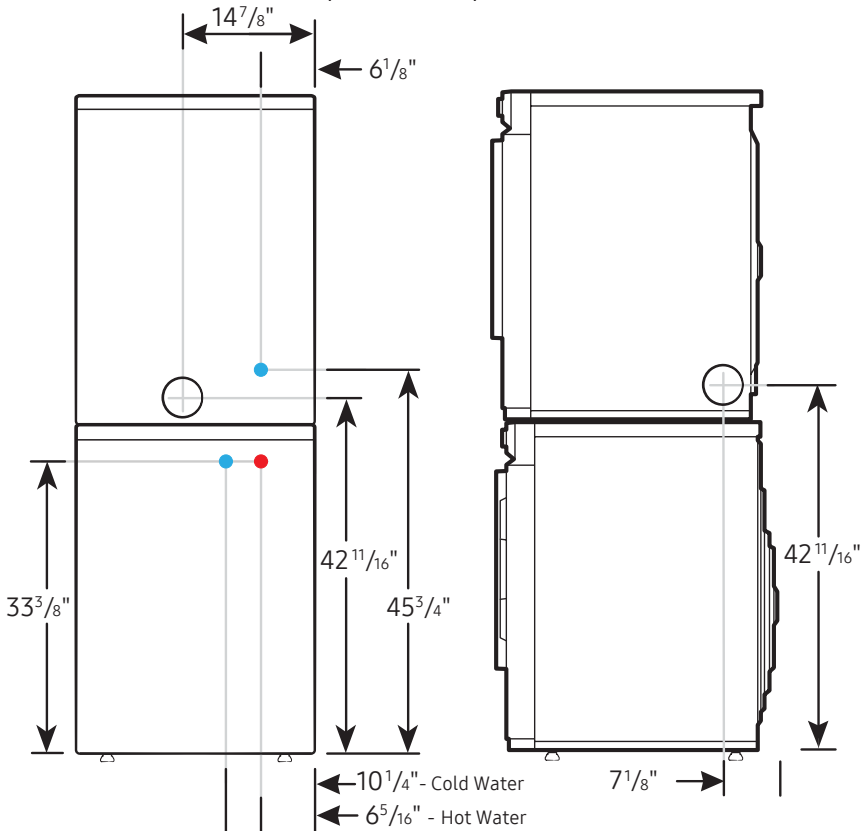
Installation Specifications – Stacked Pair

Clearances indicated are for stacked pairs. The closet front must have two unobstructed air openings for a combined minimum total area of 72-inch².



Connection Dimensions

Back and side views of stacked pair



LEGEND:
● Cold Water Connection
● Hot Water Connection

Actual colour may vary. Design, specifications and colour availability are subject to change without notice.
Non-metric weights and measurements are approximate.

© 2022 Samsung Electronics Canada Inc.
All rights reserved. Samsung is a registered trademark of Samsung Electronics Co., Ltd., used with permission.