



APPLIANCE CHECKLIST

It may seem early to be thinking about appliances, but they are an important part of your kitchen design and may require upgrades to your HVAC, plumbing and electrical plans. It’s important that we are provided with your appliance information during the structural and foundation part of the Design Process, so that these upgrades can be included on your invoice, if required.

ITEM	BRAND	MODEL NUMBER
FRIDGE	LG	LRYXC2606
DISHWASHER	LG	LDFN452S
RANGE	NA	GCWM3067AF
Type: Gas <input type="checkbox"/> Electric <input type="checkbox"/> Induction <input type="checkbox"/> Waterline Required <input type="checkbox"/> Electrical: 15 Amp <input type="checkbox"/> 40 Amp <input type="checkbox"/> 50 Amp <input type="checkbox"/>		
WALL OVEN	FRIGIDAIRE	GCWM3067AF
Type: Gas <input type="checkbox"/> Electric <input checked="" type="checkbox"/> Waterline Required <input type="checkbox"/> Electrical: 30 Amp <input type="checkbox"/> 40 Amp <input checked="" type="checkbox"/>		
WARMING DRAWER	NA	
Electrical: 15 Amp <input type="checkbox"/> Other: Specify		
COOKTOP	BOSCH	NET8669SUC
Type: Gas <input type="checkbox"/> Electric <input checked="" type="checkbox"/> Induction <input type="checkbox"/> Electrical: 15 Amp <input type="checkbox"/> 40 Amp <input type="checkbox"/> 50 Amp <input checked="" type="checkbox"/>		
BUILT IN MICROWAVE	NA	
Electrical: 15 Amp <input type="checkbox"/> 20 Amp <input type="checkbox"/> 240 Volt <input type="checkbox"/> 120 Volt <input type="checkbox"/>		
MICROWAVE TRIM KIT	NA	
OTR MICROWAVE	NA	
WASHING MACHINE	ELECTROLUX	ELFW7537AT
DRYER	ELECTROLUX	ELFE753CAT
Type: Gas <input type="checkbox"/> Electric <input checked="" type="checkbox"/> Stacked <input type="checkbox"/>		
OTHER: HOODFAN	AIRKING	AV1428SS
OTHER:		
OTHER:		

Hood Fans must be purchased through Phoenix Homes, and will require an upgrade to a make up air system for any hood fans above 300CFM. Standard hood fan vent pipe is 6”.

A make up air system is a required upgraded for all gas stoves/cooktops.

Any changes from the standard kitchen plan and/or standard electrical, plumbing and electrical specifications/plans may be subject to additional fees.

Community: DIAMONDDVIEW (3)

Lot #: 115

Purchaser Signature:

DocuSigned by:
Sandeep Mayabhai Gadluri
F8DAAE6D798643A...

Purchaser Signature:

DocuSigned by:
Ambika Gadluri
AABDAB295CAD418...

36" Electric Cooktop

DV3 LOT 115

800 Series – Black with Stainless Steel Frame NET8669SUC



BOSCH
Invented for life



NET8669SUC
Black with Stainless
Steel Frame

Also available in:
Frameless NET8669UC

The 800 Series electric cooktop is sleek in design, and features SpeedBoost® which adds even more power to speed up the cooking process.

Features & Benefits

Bridge element accommodates oblong pans and many diameters of cookware.

The smooth ceramic glass surface makes cooking and cleaning especially easy.

SpeedBoost® offers shorter heat-up times for liquids.

PreciseSelect® offers 17 different direct cooking level settings.

Element Performance	
Power of Front Left heating element	1,800 W
Power of Back Left heating element	1,800 W
Power of Center heating element	3,600 / 1,400 W
Power of Back Right heating element	1,200 W
Power of Front Right heating element	1,900 / 800 W
Element Size	
Dimension of Front Left heating element	7"
Dimension of Back Left heating element	7"
Dimension of Center heating element	9", 6"
Dimension of Back Right heating element	6"
Dimension of Front Right heating element	8", 5"
Technical Details	
Watts	10,200 W
Circuit breaker	50 A
Volts	208-240 V
Frequency	60 Hz
Plug type	No plug
Energy source	Electric

Dimensions & Weight	
Overall appliance dimensions (HxWxD)	1/4" +4" x 37" x 21 1/4"
Required cutout size (HxWxD)	4" x 34 7/8" x 20"
Minimum distance from counter front	2 1/4"
Minimum distance from rear wall	2"
Net weight	31 lbs
Accessories – Optional	




HEZ390210
8" AutoChef® pan



HEZ390220
9" AutoChef® pan



HEZ390230
10" AutoChef® pan



Accessories: To purchase Bosch accessories, cleaners & parts please visit www.bosch-home.com/us/store or call 1-800-944-2904 (Mon to Fri 5 am to 6 pm PST, Sat 6 am to 3 pm PST).
Notes: All height, width and depth dimensions are shown in inches. BSH reserves the absolute and unrestricted right to change product materials and specifications, at any time, without notice. Consult the product's installation instructions for final dimensional data and other details prior to making cutout.
Warranties: Please see Use & Care manual or Bosch website for statement of limited warranty.
For more information on our entire line of products, go to www.bosch-home.com/us or call 1-800-944-2904
© BSH Home Appliances Corporation. All rights reserved. Bosch is a registered trademark of Robert Bosch GmbH.

36" Electric Cooktop

800 Series – Black with Stainless Steel Frame NET8669SUC



BOSCH
Invented for life



Installation Details

Measurements in inches (mm)

A: Min. distance from the cooktop cut-out to the wall
B: Max. recessed depth
C: Min. distance between the surface of the cooktop and the underside of the ventilation hood
This distance can be smaller, check installation instructions of ventilation hood
D: Min. distance from the cooktop cut-out to the side wall

Installation above Wall Ovens

Measurements in inches (mm)
30" (762 mm) Built-in oven – under electric cooktop

A: Cooktop
B: Built-in oven
C: Cooktop conduit fitting
D: Dimensions based on standard countertop height: 36" (914 mm) with 4 3/4" (121 mm) toe kick including base plate
The built-in oven can be installed below the electric cooktop as long as there is no contact between the bottom of the cooktop and the top of the oven

Measurements in inches (mm)

A: Depth from back wall
B: Cabinet
C: Hood depth
D: Combustible surface centered over cooktop
E: Above counter to combustible surface
F: Left side
G: Rear wall
H: Right side

measurement in inches (mm)

Accessories: To purchase Bosch accessories, cleaners & parts please visit www.bosch-home.com/us/store or call 1-800-944-2904 (Mon to Fri 5 am to 6 pm PST, Sat 6 am to 3 pm PST).

Notes: All height, width and depth dimensions are shown in inches. BSH reserves the absolute and unrestricted right to change product materials and specifications, at any time, without notice. Consult the product's installation instructions for final dimensional data and other details prior to making cutout.

Warranties: Please see Use & Care manual or Bosch website for statement of limited warranty.

For more information on our entire line of products, go to www.bosch-home.com/us or call 1-800-944-2904

© BSH Home Appliances Corporation. All rights reserved. Bosch is a registered trademark of Robert Bosch GmbH.

HOME APPLIANCES

LG DISHWASHERS

LDFN4542_

Front Control Dishwasher with Quadwash™

DV3 LOT 115



KEY FEATURES

- QuadWash™ System
- 3rd Rack
- 15 Place Settings
- EasyRack™ Plus
- Dynamic Dry™
- NeveRust™ Stainless Steel Tub
- LoDecibel™ Operation (48 dB)
- NFC Tag On Technology
- NSF Certified
- Available in PrintProof™ Black Stainless Steel, PrintProof™ Stainless Steel, black, and White

PRODUCT FEATURES

CAPACITY	
Total Place Settings	15
Upper Rack Dish Height Limit	9.0"
Lower Rack Dish Height Limit	12.5"
RACKS AND BASKETS	
Cutlery Baskets	Yes
Fold Down Tines	Yes (Half Fold on Upper & Half Fold on Lower)
BPA-Free Nylon Coated Racks and Tines	Yes
Rack Handle	Yes (Upper)
EasyRack™ Plus System	Yes
Height Adjustable Upper Rack	Yes
3rd Rack (Fixed)	Yes
STYLE AND DESIGN	
Control Panel Location	Front Control
Electronic Controls	Fully Integrated Control Panel
Tub Material	NeveRust™ Stainless Steel
Handle	Pocket Handle
All Available Colors	PrintProof™ Stainless Steel, PrintProof™ Black Stainless Steel, White, Black
Fingerprint Resistant	Yes
FEATURES	
QuadWash®	Yes
Inverter Direct Drive Motor	Yes
LoDecibel™ Quiet Operation	48dBA
Number of Wash Cycles	9 (Auto, Heavy, Delicate, Normal, Turbo, Download Cycle, Machine Clean, Rinse, Express)
Number of Options	8 (Dual Zone, Half Load, Energy Saver, High Temp, Extra Dry, Delay Start, Control Lock, Night Dry)
Number of Spray Arms	3 (Top, Upper, Lower)
SenseClean™ Wash System	Yes
Vario Wash	Yes
Detergent and Rinse-Aid Dispenser	Yes
Drying System	Dynamic Dry
End of Cycle Indicator	Yes (Beeper + END indication on display)
Hidden Water Heater	Yes
Safety Float Switch (Leaks)	Yes
Soil (Turbidity) Sensor	Yes
Tub Insulation (Damping Sheet, Sound Absorbing Material (felt), Base)	Yes
BPA-Free Nylon Coated Racks and Tines	Yes
Anti-Bacterial Treatment (Sump, Inner / Outer filter, Drain pump case, Drain hose)	Yes
Balanced Door	Yes
3-Stage Filtration System	Yes

SMART FEATURES	
NFC Tag On	Yes
CERTIFICATIONS	
NSF® Certified	Yes
POWER RATINGS	
ENERGY STAR® Qualified	Yes
CEE Tier	1
Energy Use (kWh/Year)	258 kWh/Year
Water Factor (WF)	2.9
DIMENSIONS / CLEARANCES / WEIGHT	
Product Dimensions (in) (W x H x D)	23 3/4" x 33 5/8" x 24 5/8"
Product Weight (lbs)	75 lbs
Depth with Door Closed with Handle (in)	24 5/8"
Depth with Door Open (in)	49 1/4"
Carton Dimensions (in) (W x H x D)	28" x 34 7/8" x 29 5/8"
Shipping Weight with Carton (lbs)	88.2 lbs
LIMITED WARRANTY	
Labor	1 Year
Parts	1 Year
Control Board and Rack Parts	5 Years
Direct Drive Motor	10 Years
Stainless Steel Door Liner or Tub	Lifetime
UPC CODES	
LDFN4542S (PrintProof™ Stainless Steel)	048231341943
LDFN4542D (PrintProof™ Black Stainless Steel)	048231342001
LDFN4542B (Black)	048231341998
LDFN4542W (White)	048231341981





DV3 LOT 115

Dryer

Electric 8.0 Cu. Ft. Front Load Dryer

ELFE753CAT, ELFE753CAW

Available Colors : Titanium, White

Version : 07/21

Dryer

Air Flow	200 CFM
Drum Back Type	Painted Steel
Drum Material	Painted Steel
Dryness Level Selections	Yes
Lint Filter	Yes
Predictive Dry	Yes

Dryer Cycles

Cycle Count	10
Activewear	Yes
Allergen	Yes
Delicates	Yes
Fast Dry	Yes
Heavy Duty	Yes
Instant Refresh	Yes
Mixed Load	Yes
Normal	Yes
Timed Dry Time	Yes
Towels	Yes

Dryer Options

Anti Static	Yes
Delay Start Time	1-12 Hours
Drum Light	Yes
Dry Boost	Yes
Extended Tumble	Yes
Perfect Steam	Yes
Wrinkle Release	Yes

Drying Temperatures

Low	Yes
Normal	Yes
High	Yes
Sanitize	Yes
Eco Dry	Yes

Dryness Level

Max	Yes
High	Yes
Normal	Yes
Low	Yes
Damp	Yes

Controls

Cancel	Yes
Cycle Status Lights	Yes
Delay Start	Yes
Estimated Time Remaining	Yes
Control Lock	Yes
Pause Function	Yes
Power On/Off	Yes
Start	Yes

Exterior

Door Latch	Yes
Reversible Door	Yes

Dimensions and Volume

Height	38"
Width	27"
Depth	32"
Dryer Drum Capacity	8 Cu. Ft.


Electrical Specifications

Minimum Circuit Required	30 Amps
Voltage Rating	208/240v

Energy Data

kWh/cycle	2.5 kWh
kWh/year	710 kWh

Installation



High standards of quality at Electrolux Home Products, Inc. mean we are constantly working to improve our products. We reserve the right to change specifications or discontinue models without notice.

Electrolux Major Appliances, N.A.
USA • 10200 David Taylor Drive •Charlotte, NC 28262 • Charlotte, NC 28262 • 1-877-4electrolux (1-877-435-3287) • electroluxappliances.com
CANADA • 5855 Terry Fox Way • Mississauga, ON L5V 3E4 • 1-800-265-8352 • electroluxappliances.ca

Electric 8.0 Cu. Ft. Front Load Dryer

ELFE753CAT, ELFE753CAW

Version : 07/21

Installation	
Optional Pedestal	Yes
General Specifications	
Chime On / Chime Off	Yes
Leveling Legs	Yes
Product Weight	126 lbs
Prop 65 Label	No
Warranty - Labor	1 Year
Warranty - Parts	1 Year
Performance Certifications and Approvals	
ENERGY STAR Certified	Yes
Safety Certifications and Approvals	
UL Listed	Yes

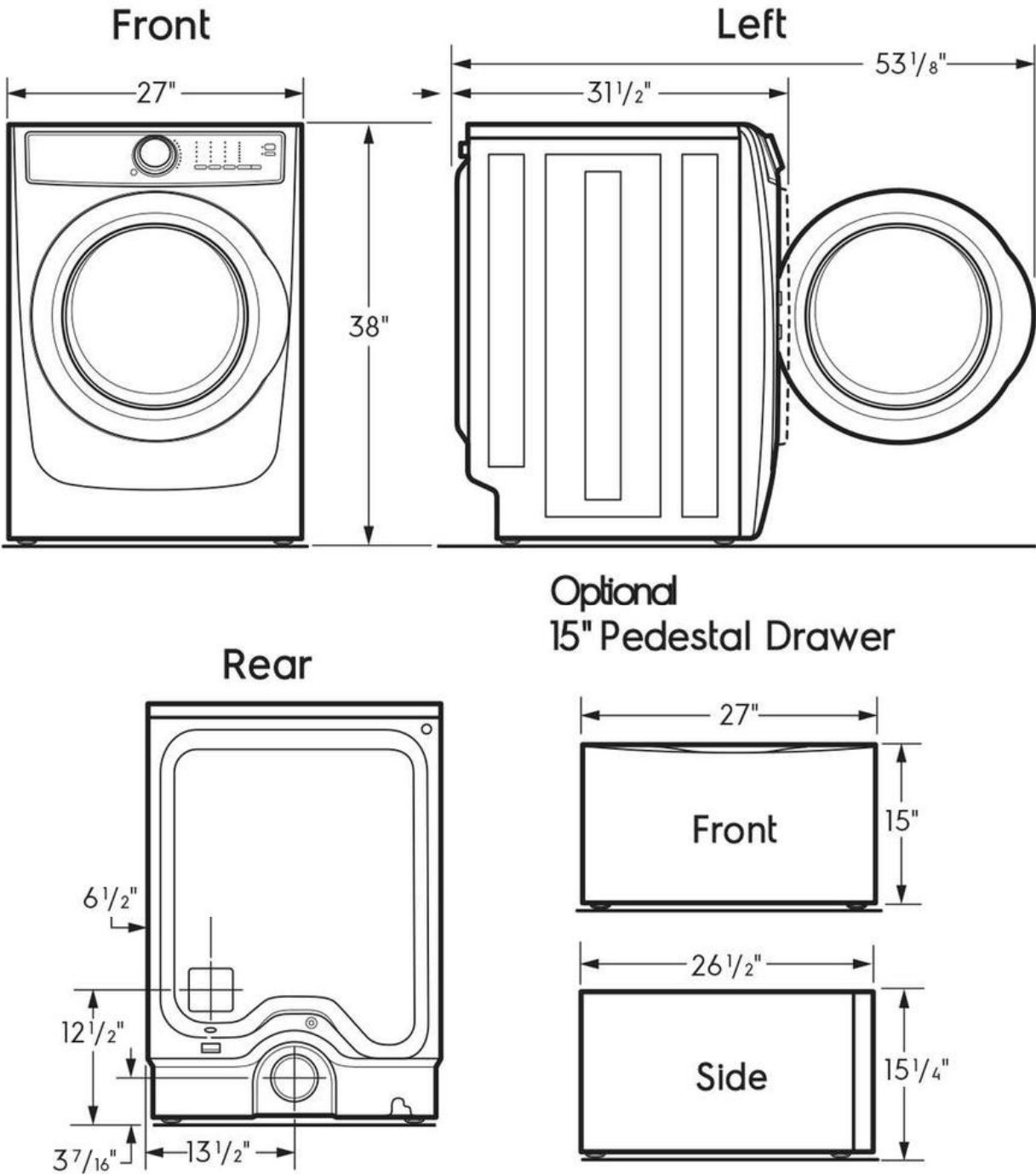
High standards of quality at Electrolux Home Products, Inc. mean we are constantly working to improve our products. We reserve the right to change specifications or discontinue models without notice.

Electrolux Major Appliances, N.A.
USA • 10200 David Taylor Drive •Charlotte, NC 28262 • Charlotte, NC 28262 • 1-877-4electrolux (1-877-435-3287) • electroluxappliances.com
CANADA • 5855 Terry Fox Way • Mississauga, ON L5V 3E4 • 1-800-265-8352 • electroluxappliances.ca

Electric 8.0 Cu. Ft. Front Load Dryer

ELFE753CAT, ELFE753CAW

Version : 07/21



High standards of quality at Electrolux Home Products, Inc. mean we are constantly working to improve our products. We reserve the right to change specifications or discontinue models without notice.

Electrolux Major Appliances, N.A.
USA • 10200 David Taylor Drive • Charlotte, NC 28262 • Charlotte, NC 28262 • 1-877-4electrolux (1-877-435-3287) • electroluxappliances.com
CANADA • 5855 Terry Fox Way • Mississauga, ON L5V 3E4 • 1-800-265-8352 • electroluxappliances.ca

Unpacking the Refrigerator

⚠ WARNING

- Use two or more people to move and install the refrigerator. Failure to do so can result in back injury or other injury.
- The refrigerator is heavy. Protect the floor when moving the refrigerator for cleaning or service. Always pull the refrigerator straight out when moving it. Do not wiggle or walk the refrigerator when trying to move it, as floor damage could occur.
- Keep flammable materials and vapors, such as gasoline, away from the refrigerator. Failure to do so can result in fire, explosion, or death.

NOTE

- Remove tape and any temporary labels from your refrigerator before using. Do not remove any warning labels, the model and serial number label, or the Tech Sheet that is located under the front of the refrigerator.
- To remove any remaining tape or glue, rub the area briskly with your thumb. Tape or glue residue can also be easily removed by rubbing a small amount of liquid dish soap over the adhesive with your fingers. Wipe with warm water and dry.
- Do not use sharp instruments, rubbing alcohol, flammable fluids, or abrasive cleaners to remove tape or glue. These products can damage the surface of your refrigerator.
- Reinstall or adjust shelves as needed. Refrigerator shelves are installed in the shipping position. Reinstall shelves according to your individual storage needs.

Choosing the Proper Location

Water

The refrigerator must be located where a water supply can be connected for the automatic icemaker.

NOTE

- The water pressure must be 20 - 120 psi (138 - 827 kPa). If the refrigerator is installed in an area with low water pressure (below 20 psi or 138

kPa), you can install a booster pump to compensate for the low pressure.

Electricity

Use an individual, grounded outlet: 115 Volts, 60 Hz, AC, 15 amps minimum.

⚠ WARNING

- Do not overload house wiring and cause a fire hazard by plugging in multiple appliances in the same outlet with the refrigerator.
- To reduce the risk of electric shock, do not install the refrigerator in a wet or damp area.

Flooring

To avoid noise and vibration, the unit must be installed and leveled on a solidly constructed floor. If required, adjust the leveling legs to compensate for the unevenness of the floor.

NOTE

- Installing on carpeting, soft tile surfaces, a platform or weakly supported structure is not recommended.

Ambient Temperature

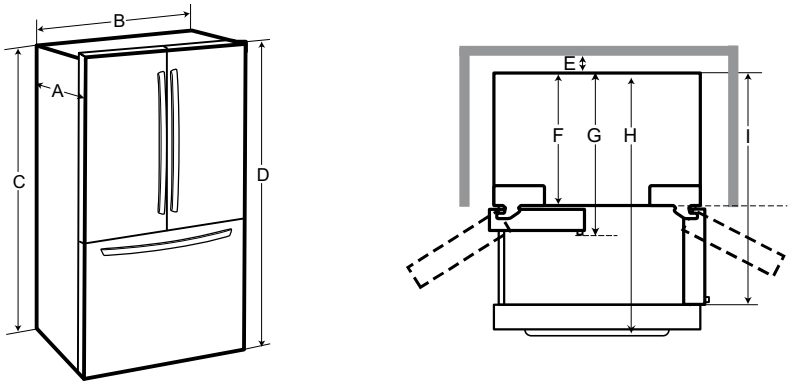
Install this appliance in an area where the temperature is between 55 °F (13 °C) and 110 °F (43 °C).

If the temperature around the appliance is too low or high, cooling ability may be adversely affected.

DS DS
SNG AG

Dimensions and Clearances

- Check the dimensions of the appliance and the installation path to ensure there is sufficient room to move the refrigerator through doors or narrow openings.
- If an opening is too narrow to fit the refrigerator through, remove the refrigerator doors. See Removing/ Assembling the Doors and Drawers in this manual.
- The installation location chosen for the refrigerator should allow space behind the unit for connections and airflow and space in front to open the doors and drawers.
- Too small of a distance from adjacent items may result in lowered freezing capability and increased electricity consumption charges. Allow at least 24 inches (610 mm) in front of the refrigerator to open the doors, and at least 2 inches (50.8 mm) between the back of the refrigerator and the wall.



Models with handles

-	Dimension/Clearance	LRYDS3106* LRYUS3106*	LRYDC2606* LRYUC2606* LRFOC2606* LRFXC2606* LCFC26XS*
A	Depth without Handle	34 1/4" (869 mm)	29 1/8" (739 mm)
B	Width	35 3/4" (908 mm)	35 3/4" (908 mm)
C	Height to Top of Case	68 7/8" (1750 mm)	68 7/8" (1750 mm)
D	Height to Top of Hinge	70 1/4" (1785 mm)	70 1/4" (1785 mm)
E	Back Clearance	2" (50 mm)	2" (50 mm)
F	Depth without Door	29 7/8" (758 mm)	24 3/4" (628 mm)
G	Depth with Handle	36 3/4" (932 mm)	31 5/8" (802 mm)
H	Depth (Total with Freezer Drawer Open)	57 7/8" (1467 mm)	48 7/8" (1239 mm)
I	Depth (Total with Door Open 90°)	48 3/4" (1236 mm)	43 5/8" (1106 mm)

Models without handles

-	Dimension/Clearance	LRYKS3106* LRYXS3106*	LRYKC2606* LRYXC2606*
A	Depth without Handle	34 3/8" (874 mm)	29 1/8" (739 mm)
B	Width	35 3/4" (908 mm)	35 3/4" (908 mm)

-	Dimension/Clearance	LRYKS3106* LRYXS3106*	LRYKC2606* LRYXC2606*
C	Height to Top of Case	68 7/8" (1750 mm)	68 7/8"(1750 mm)
D	Height to Top of Hinge	70 1/4"(1785 mm)	70 1/4"(1785 mm)
E	Back Clearance	2" (50 mm)	2" (50 mm)
F	Depth without Door	30 1/8" (764 mm)	24 3/4" (628 mm)
G	Depth with Handle	N/A	N/A
H	Depth (Total with Freezer Drawer Open)	55 3/8" (1406 mm)	48 7/8" (1239 mm)
I	Depth (Total with Door Open 90°)	48 7/8" (1240 mm)	43 5/8" (1106 mm)

Frigidaire Gallery

DV3 LOT 115



Microwave Combination Wall Oven

30" Wall Oven and Microwave Combination

GCWM3067AF, GCWM3067AD

Available Colors : Stainless Steel, Black Stainless Steel

Version : 12/21

Cooking Controls

Air Fry	Yes
Air Sous Vide	Yes
Bake	Yes
Bake Time	Yes
Bread Proof	Yes
Broil	Yes
Cancel	Yes
Child Lock	Yes
Clear Off	Yes
Clock	Yes
Convection Bake	Yes
Convection Roast	Yes
Cook Time	Yes
Dehydrate	Yes
Delay Clean	Yes
Delay Start	Yes
Fast Preheat	Yes
Keep Warm	Yes
Kitchen Timer	Yes
Light	Yes
My Favorite	Yes
Off	Yes
Oven Light	Yes
Perfect Turkey	Yes
Preheat	Yes
Probe	Yes
Self Clean	Yes
Set Clock	Yes
Slow Cook	Yes
Start	Yes
Start Time	Yes
Steam Bake	Yes
Steam Clean	Yes
Steam Roast	Yes
Stop	Yes

Temperature Display	Yes
Timed Bake	Yes
Timer On / Off	Yes
User Preferences	Yes

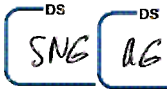
Cooking Controls Function

Change between Continuous Bake Setting or 12-Hour Energy Saving Feature	Yes
Delayed Bake	Yes
Program Fahrenheit or Celsius	Yes
Silent Control Panel	Yes
Timed Cooking	Yes

Oven

Bake Element	2,600 Watts
Bake Element Pass	4
Bake Element Type	Hidden
Broil Element	4,000 Watts
Broil Element Pass	6
Broil System	Yes
Cleaning System	Yes
Convection	Yes
Convection Element	3,800 Watts
Convection Type	Total
Number of Convection Fans	1
Number of Rack Positions	6
Oven Interior Color	Midnight Black
Oven Light Quantity	2
Oven Light Type	Halogen
Oven Light Watts	40 Watts
Rack Position Type	Embossed
Rack Type 1	Handle
Rack Type 1 Quantity	2
Rack Type 2	Glide
Rack Type 2 Quantity	1

Microwave Cooking



Note: For planning purposes only. Always consult local and national electric, gas and plumbing codes.
Refer to Product Installation Guide for detailed installation instructions on the web at frigidaire.com / frigidaire.ca
Specifications subject to change. Accessories information available on the web at frigidaire.com / frigidaire.ca

USA • 10200 David Taylor Drive • Charlotte, NC 28262 • 1-800-FRIGIDAIRE • frigidaire.com
CANADA • 5855 Terry Fox Way • Mississauga, ON L5V 3E4 • 1-800-265-8352 • frigidaire.ca

Frigidaire Gallery

30" Wall Oven and Microwave Combination		GCWM3067AF, GCWM3067AD	
		Version : 12/21	
Bacon	Yes	Microwave Interior Depth	16 1/8"
Beverage	Yes	Minimum Cutout Height	41 1/4"
Defrost	Yes	Minimum Cutout Width	28 1/2"
Melt / Soften	Yes	Maximum Cutout Height	42"
Popcorn	Yes	Maximum Cutout Width	28 3/4"
Reheat	Yes	Microwave Capacity	1.7 Cu. Ft.
Rice	Yes	Oven Capacity	5.3 Cu. Ft.
Top Grill Mode	Yes		
Veggies	Yes		
Convection Cooking		Electrical Specifications	
Convection Cooking - Bake	Yes	Connected Load @ 240V	7.6 kW
Convection Element	1650 Watts	Voltage Rating	240 V
Controls		Installation	
Control Lock	Yes	Power Supply Connection Location	Top Left
Sabbath Mode	Yes		
Microwave Control Features		General Specifications	
+ 30 Seconds	Yes - One Touch	Prop 65 Label	Yes
		Warranty - Labor	1 Year
		Warranty - Parts	1 Year
		Frigidaire Fit Promise	Yes
Display		Certifications and Approvals	
Control Location	Front	Star-K Certification	Yes
Display Interface Color	White		
Display Light Color	White	Safety Certifications and Approvals	
Display Type	Capacitive Touch	CSA Listed	Yes
Internal Specifications		UL Listed	Yes
Rack	Yes	RoHS	Yes
Turntable Diameter	14"		
Turntable Material	Glass		
Dimensions and Volume			
Height	41 9/16"		
Width	30"		
Depth	25 3/16"		
Depth With Door 90° Open	48 3/16"		
Depth With Handle	27 6/10"		
Cutout Depth	23 5/8"		
Oven Interior Height	18 1/8"		
Oven Interior Width	25 3/16"		
Oven Interior Depth	19 7/8"		
Microwave Interior Height	9 5/16"		
Microwave Interior Width	18 7/8"		

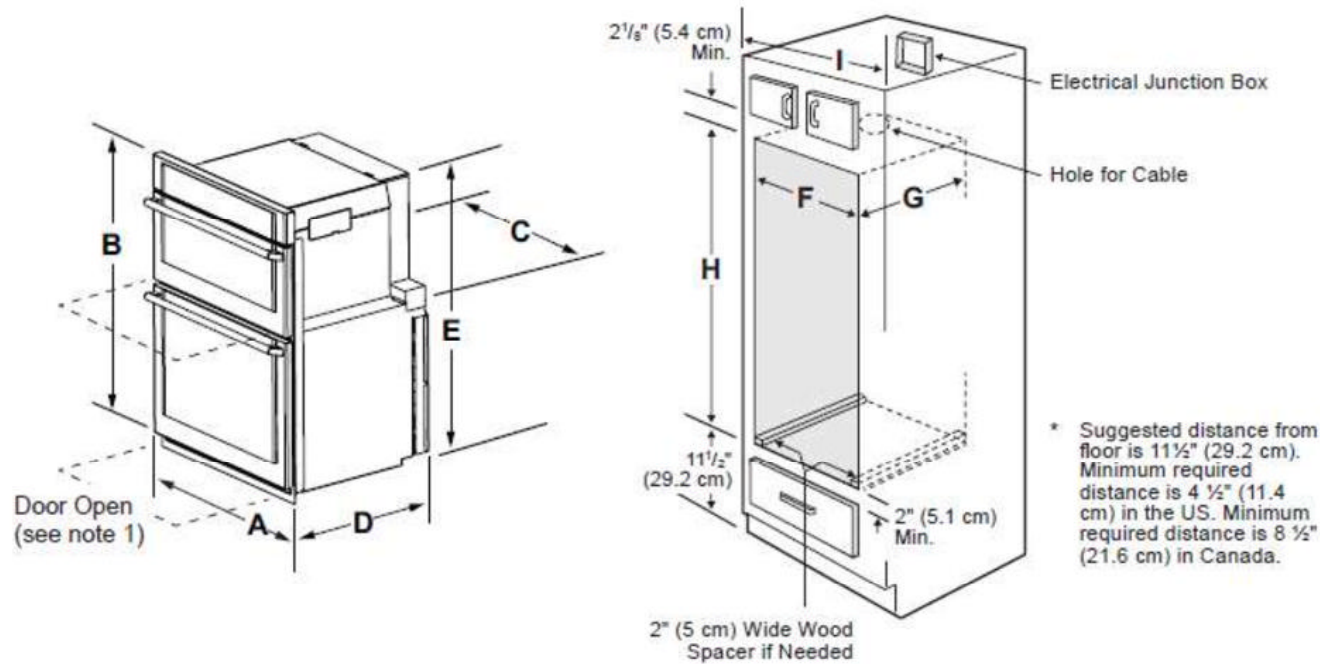
Note: For planning purposes only. Always consult local and national electric, gas and plumbing codes.
Refer to Product Installation Guide for detailed installation instructions on the web at frigidaire.com / frigidaire.ca
Specifications subject to change. Accessories information available on the web at frigidaire.com / frigidaire.ca

USA • 10200 David Taylor Drive • Charlotte, NC 28262 • 1-800-FRIGIDAIRE • frigidaire.com
CANADA • 5855 Terry Fox Way • Mississauga, ON L5V 3E4 • 1-800-265-8352 • frigidaire.ca

30" Wall Oven and Microwave Combination

GCWM3067AF, GCWM3067AD

Version : 12/21



NOTES:

1. Allow at least 22" (55.9cm) clearance in front of oven for door depth when it is open.

2. Dimension G (cutout depth) is critical to the proper installation of the built-in oven. If the oven decorative trim does not butt against the cabinet verify dimension G to assure it is the required depth.
3. For a cutout height greater than the maximum (H), add one 2"(5 cm) wide wood shim of appropriate height to each side of the opening under the appliance side rails. A trim kit may be purchased through a dealer, service, or on the brand website.

Figure 1: Product and Cutout Dimensions

PRODUCT DIMENSIONS					
A	B	C	D		E
29 ⁷ / ₈ " (76.2 cm)	41 ¹ / ₄ " (105.6 cm)	28 ⁷ / ₁₆ " (72.2 cm)	25 ³ / ₁₆ " (63.9 cm)		40 ⁹ / ₁₆ " (102.9 cm)
CUTOUT DIMENSIONS AND CABINET WIDTH					
F		G. Min.	H		I
Min.	Max.		Min.	Max.	
28 ¹ / ₂ " (72.4 cm)	29" (73.7 cm)	23 ¹ / ₂ " (59.7 cm)	40 ⁵ / ₈ " (103.1 cm)	41 ¹ / ₂ " (105.4 cm)	30 ¹ / ₈ " (76.5 cm) Min

Note: For planning purposes only. Always consult local and national electric, gas and plumbing codes.
Refer to Product Installation Guide for detailed installation instructions on the web at frigidaire.com / frigidaire.ca
Specifications subject to change. Accessories information available on the web at frigidaire.com / frigidaire.ca

USA • 10200 David Taylor Drive • Charlotte, NC 28262 • 1-800-FRIGIDAIRE • frigidaire.com
CANADA • 5855 Terry Fox Way • Mississauga, ON L5V 3E4 • 1-800-265-8352 • frigidaire.ca

Electrolux

DV3 LOT 115



Front Load Washer

4.5 Cu.Ft. Front Load Washer

ELFW7537AT, ELFW7537AW

Available Colors : Titanium, White

Version : 06/21

Washer

Drum Light	Yes
Drum Material	Stainless Steel
Maximum Spin Speed	1,300 RPM
Water Heater	Yes
Water Level Adjustment	Yes

Washer Cycles

Activewear	Yes
Clean Washer	Yes
Colors	Yes
Cycle Count	10
Delicates	Yes
Fast Wash	Yes
Heavy Duty	Yes
Normal	Yes
Rinse and Spin	Yes
Towels	Yes
Whitest Whites	Yes
Allergen	Yes

Washer Options

Delay Start Time	1-12 Hours
Extended Refresh	Yes
Extra Rinse	Yes
Perfect Steam	Yes
Pure Rinse	Yes
Stain Treat II	Yes
Steam	Yes

Soil Levels

Extra Light	Yes
Light	Yes
Normal	Yes
Heavy	Yes
Solid Soil	Yes

Temperature Settings

Eco Cold	Yes
Cool	Yes
Warm	Yes
Hot	Yes
Sanitize	Yes

Washer Spin Speeds

Spin Speed Selections	5
Max	Yes
High	Yes
Medium	Yes
Low	Yes
No Spin	Yes

Controls

Cancel	Yes
Cycle Status Lights	Yes
Delay Start	Yes
Control Lock	Yes
Pause Function	Yes
Power On/Off	Yes
Start	Yes

Dispenser

Bleach Dispenser	Yes
Detergent Dispenser	Yes
Fabric Softener Dispenser	Yes
Prewash Detergent Dispenser	Yes
PODs Dispenser	Yes

Exterior

Door Latch	Yes
Reversible Door	Yes

Dimensions and Volume

DS SNG AG DS

High standards of quality at Electrolux Home Products, Inc. mean we are constantly working to improve our products. We reserve the right to change specifications or discontinue models without notice.

Electrolux Major Appliances, N.A.
USA • 10200 David Taylor Drive •Charlotte, NC 28262 • Charlotte, NC 28262 • 1-877-4electrolux (1-877-435-3287) • electroluxappliances.com
CANADA • 5855 Terry Fox Way • Mississauga, ON L5V 3E4 • 1-800-265-8352 • electroluxappliances.ca

4.5 Cu.Ft. Front Load Washer

ELFW7537AT, ELFW7537AW

Version : 06/21

Dimensions and Volume

Height	38"
Width	27"
Depth	32"
Washer Drum Capacity	4.5 Cu. Ft.

Electrical Specifications

Minimum Circuit Required	15 Amps
Voltage Rating	120 V

Energy Data

Integrated Water Factor	3.2
kWh/year	85 kWh
Modified Energy Factor	2.92
Water Usage/Year	4,248 Gallons

Installation

Optional Pedestal	Yes
Stackable	Yes

General Specifications

Chime On / Chime Off	Yes
Leveling Legs	Yes
Product Weight	217 lbs
Prop 65 Label	No
Warranty - Labor	1 Year
Warranty - Parts	1 Year

Performance Certifications and Approvals

CEE Tier	Tier 2
ENERGY STAR Certified	Yes
ENERGY STAR Most Efficient	Yes
High Efficiency	Yes

Safety Certifications and Approvals

UL Listed	Yes
NSF Certified	Yes
Sanitization and Allergy Reduction	Yes

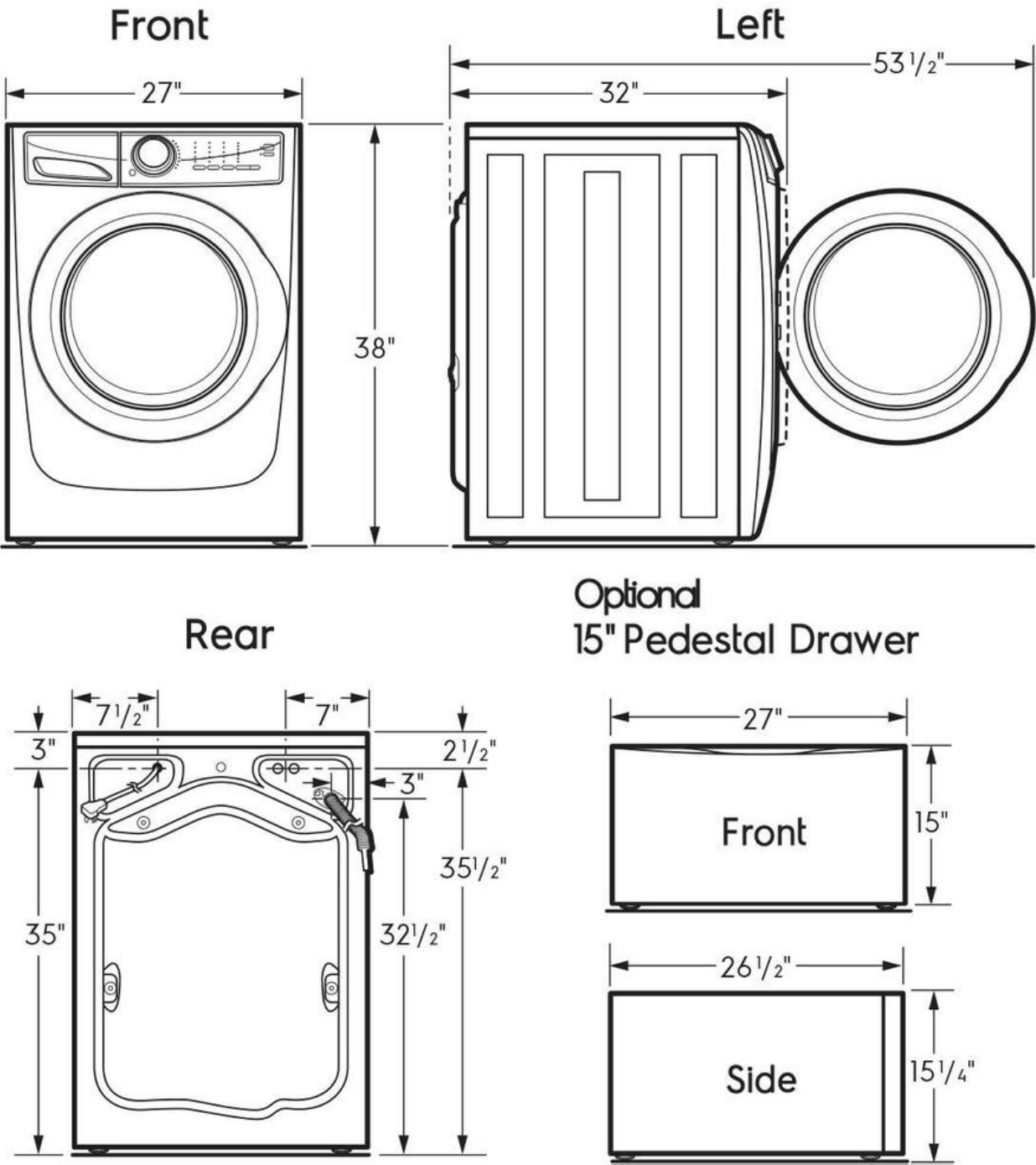
High standards of quality at Electrolux Home Products, Inc. mean we are constantly working to improve our products. We reserve the right to change specifications or discontinue models without notice.

Electrolux Major Appliances, N.A.
USA • 10200 David Taylor Drive •Charlotte, NC 28262 • Charlotte, NC 28262 • 1-877-4electrolux (1-877-435-3287) • electroluxappliances.com
CANADA • 5855 Terry Fox Way • Mississauga, ON L5V 3E4 • 1-800-265-8352 • electroluxappliances.ca

4.5 Cu.Ft. Front Load Washer

ELFW7537AT, ELFW7537AW

Version : 06/21



High standards of quality at Electrolux Home Products, Inc. mean we are constantly working to improve our products. We reserve the right to change specifications or discontinue models without notice.

Electrolux Major Appliances, N.A.
USA • 10200 David Taylor Drive • Charlotte, NC 28262 • Charlotte, NC 28262 • 1-877-4electrolux (1-877-435-3287) • electroluxappliances.com
CANADA • 5855 Terry Fox Way • Mississauga, ON L5V 3E4 • 1-800-265-8352 • electroluxappliances.ca

DV3 LOT 115 UNDERCABINET HOOD FAN AV1428



SPECIFICATIONS
AV SERIES
RANGE HOODS

180 CFM/7.0 Sones @ 0.10" SP. Horizontal
180 CFM/7.5 Sones @ 0.10" SP. Vertical

• **Dimensions**

Overall bottom projection - 18³/₈"
Overall top projection -12"
Height - 6"
Available widths: 24", 30", 36" & 42"

• **Hood Body**

Stainless Steel: 24 gauge, grade 430 stainless steel.
Painted: 23 gauge cold rolled commercial grade (CRCQ) steel, auto welded, coated with a baked enamel finish.

• **Motor**

2 speed, single coil, thermally protected, permanently lubricated.
Rated 120 volts, 60 hz. Complete with 200°C lead wires.

• **Lighting**

Single 60 watt cook light capacity (bulb not included).

• **Ducting Options**

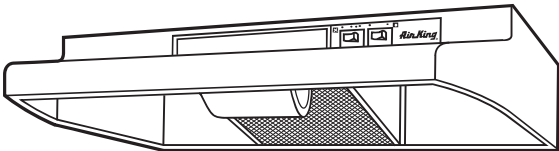
Horizontal ducting: 3¹/₄"x10" (duct adapter and damper included).
Vertical ducting: 3¹/₄"x10" (duct adapter and damper included).
Vertical ducting: 7" round (duct adapter and damper not included).
Ductless: removable front vent (charcoal filter not included).

• **Fan Blade**

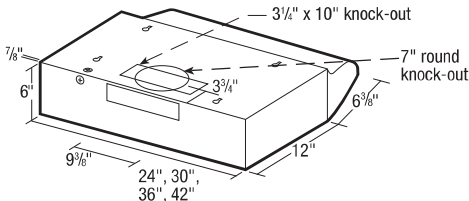
One piece polymeric, electronically balanced blade. 6⁵/₈" diameter with 5 paddles.

• **Electrical connection**

Hood top - 7⁷/₈" knockout hole for use with 1¹/₂" cable clamp
Hood back - 7⁷/₈" knockout hole for use with 1¹/₂" cable clamp



AV SERIES



• **Filters**

UL rated, class 2 filter.
Grease Filter: RF35 - 8⁷/₈"x10³/₈" (included).
Charcoal Filter: RF34 (not included).
Combo Grease/Charcoal: RF55 (not included).

• **Available Finishes**

White, Black & Stainless Steel.

EXPANDED PERFORMANCE									
Air Flow - CFM	Static Pressure (inches of w.g.)					Sones @ .1 SP	Fan Speed RPM	Power Watts	Apms
	0	0.05	0.1	0.15	0.2				
Vertical Ducting High	246	232	218	203	181	147	7.5	2973	87.0
Horizontal Ducting High	225	210	180	175	155	120	7.0	3024	87.0

PROJECT							ARCHITECT		
LOCATION							ENGINEER		
CONTRACTOR							SUBMITTED BY		DATE
FAN NUMBER	MODEL NUMBER	CFM	IN W.C.	RPM	WATTS	AMPS	SONES	QTY	OPTIONAL EQUIPMENT & REMARKS



Air King: 820 Lincoln Avenue
West Chester, Pennsylvania 19380-4466
Tel: (610) 692-7400 • 877-304-3785
Fax: (610) 696-8048

Canada:
Brampton, Ontario
Tel: 905-456-2033

Specifications subject to change without notice.

Updated 11-23

DS DS
SNG AG