

PW2 LOT 345 - MAIN HOUSE KITCHEN HOODFAN BX21534 34"

BX215 | CLASSIC Collection



Insert

The three speed control is located on the underside of the BX215 for easy access and control. The range hood cannot be seen from eye-level, allowing you to arrange your cabinets as though there were no fan, creating a fluid and classic look. Mesh filters efficiently filter the air while bright halogen light bulbs provide all the illumination you'll need. Another innovative design unique to Cyclone.

Green Features



3 Speed Slide Control Panel



Grease Cup



Halogen Light Bulbs



Model	Colour	Ducting	Filters	Size	CFM	Fits Cabinet
BX21528	Stainless Steel	6"	Mesh	28"	550	30"
BX21534	Stainless Steel	6"	Mesh	34"	550	36"

REQUIRES MAKE UP AIR AND DECORATIVE HOOD FAN PURCHASED THROUGH KITCHEN SUPPLIER

DS
Ck

DS
[Signature]

BI \$>AF %& Ž;@5A? 7G@;F : AA683@

SCB316 | ALITO Collection



Wall Mount

We’ve learned that sometimes the best way to anticipate the needs and desires of your market is to listen to the men and women who install your product. Inspired by our most popular model, the SC300, we have designed an install-friendly hood that makes all the “what if’s” of installation a non-issue. Keeping the pyramid shape, we expanded the chimney flue (duct cover) just wide enough to conceal off-centre ducting. Bringing our lights to the front of the hood provides greater ambience in the most used cooking area and also avoids drawing attention towards any imperfections from the backsplash. We also slanted our baffle filters to maximize air and grease collection. The SCB316 has every kind of installer in mind.

Green Features



3 Speed Push Button
Control Panel



Long-Lasting
LED Lights



Grease Cup



Model	Colour	Ducting	Filters	Size	CFM
SCB31630SS	Stainless Steel	6"	Baffle	30"	300
SCB31636SS	Stainless Steel	6"	Baffle	36"	300
SCB31630MB	Matte Black	6"	Baffle	30"	300
SCB31636MB	Matte Black	6"	Baffle	36"	300

30" 6.3 cu. Ft. Smart Electric Slide-in True Convection Range with Smart Dial, Air Fry

\$2,499.99

Features

Spec

Support

Compare

PW2 LOT 345 - INCOME UNIT ELECTRIC SLIDE IN RANGE

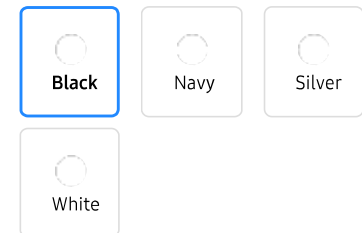


30" 6.3 cu. Ft. Smart Electric Slide-in True Convection Range with Smart Dial, Air Fry

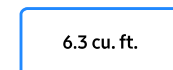
NE63T8711SG/AC

- True Convection
- Slide-in Design
- Air Fry
- SmartThings Cooking

Choose your Colour



Choose your Size



Video



Samsung and Cookies

This site uses cookies. By clicking ACCEPT or continuing to browse the site you are agreeing to our [Find out more here](#)



Branded In-Home Repair Service

More choice and flexibility service repair options.

Samsung Certified Technicians will set up a service time around your available schedule. Our skilled, experienced, and trained technicians will examine and repair your appliance in the comfort and safety of your home. Samsung's Branded Technicians will arrive at your home with the appropriate PPE equipment, respectfully disinfecting your appliance before and after repairs and ultimately providing you with excellent customer service.

[Learn more](#)

To schedule a Branded In-home Repair, contact us via Chat, text WE CARE (932 273), or call 1-800-SAMSUNG, to schedule an appointment.

* Samsung Branded In-home service is currently available in Montreal, Toronto, Cambridge, London, Windsor, and Vancouver with plans to expand into Edmonton, Calgary, Ottawa, and Winnipeg later in 2022.

Specificat

Installation Type

Slide in

Number of Burner

5 EA

Samsung and Cookies

This site uses cookies. By clicking ACCEPT or continuing to browse the site you are agreeing to our [Find out more here](#)

30" 6.3 cu. Ft. Smart Electric Slide-in True Convection Range with Smart Dial, Air Fry

\$2,499.99

FeaturesSpecSupportCompare

Slide in

Single

Capacity

Oven Capacity
6.3 (cu.ft)

Drawer Capacity
0.9 (cu.ft)

Materials/Finishes

Oven Colour
Dark Blue

Control Type (Oven)
Glass Touch + Dial

Control Type (Cooktop)
Knob

Display Type
LCD

Display Colour
White

Door Type
Single Door (4 STSS Layers)

Soft Closing Door
No

Features

Air Fry
Yes

Smart

Steam Clean
Yes

Favorite Cook
App

Clock
Yes

Samsung and Cookies

This site uses cookies. By clicking ACCEPT or continuing to browse the site you are agreeing to our [Find out more here](#)



30" 6.3 cu. Ft. Smart Electric Slide-in True Convection Range with Smart Dial, Air Fry

\$2,499.99

FeaturesSpecSupportCompare

Light (Lamp) On/Off	Sound on/off
Yes	Yes
Setting (Clock System Option (12H/24H))	Delay Start
Yes	Yes
Sabbath Mode	
Yes	

Cooktop

Number of Burner	Heating Element 1
5 EA	6"/9" - 3600 W
Heating Element 2	Heating Element 3
6" - 1200 W	6"/9"/12" - 3000 W
Heating Element 4	Heating Element 5
6" - 1200 W	Warm Zone (100 W)
Hot Surface Indicator	
Yes	

General Feature

Convection
True Convection
Variable Broil (Low-High) (Single)
Low - High
Convection Roast (Single)
175°F (80°C) - 550°F (285°C)

Samsung and Cookies

This site uses cookies. By clicking ACCEPT or continuing to browse the site you are agreeing to our [Find out more here](#)



30" 6.3 cu. Ft. Smart Electric Slide-in True Convection Range with Smart Dial, Air Fry

\$2,499.99

FeaturesSpecSupportCompare

3000 W

4200 W

Convection Heater Element
800 W

Drawer

Type
Storage

Warm. Drawer Handle
No

Weights/Dimensions

Net Size (W x H x D) (inch/mm)
(760.4) x (914.4 ~ 933.45) x (728.66)

Shipping Size (W x H x D) (inch/mm)
839.8 x 1060.45 x 769.9 mm

Net Weight (lbs/kg)
174.8 lb / 79.3 kg

Shipping Weight (lbs/kg)
91.3 kg

Accessories

Number of Rack Positions
7

Number of Oven Racks
3

Air Fry Tray
Yes

Smart Dial

Wire Rack
2

Smart

WiFi Embedded
Yes


Samsung and Cookies

This site uses cookies. By clicking ACCEPT or continuing to browse the site you are agreeing to our [Find out more here](#)



PW2 LOT 345 - INCOME UNIT DISHWASHER

DIMENSIONS



SUMMARY

CAPACITY
15 Place Settings

DIMENSIONS (WXHxD)
23 3/4" x 33 5/8" x 24 5/8"

STEAM TECHNOLOGY

Yes

THINQ®

Yes

BRAND

LG Brand

Yes

CONTROL

Top Control

Yes

HANDLE

Pocket Handle

Yes

CAPACITY

Total Place Settings

15

Upper Rack Dish Height Limit

9.0"

Lower Rack Dish Height Limit

12.5"

WASH CYCLES

Auto

Yes

Heavy

Yes

Delicate

Yes

Refresh

Yes

Normal	Yes
Turbo	Yes
Download Cycle	Yes
Machine Clean	(Download cycle)
Rinse	(Download cycle)
Express	(Download cycle)

OPTIONS

Flex Zone	Yes
Steam	Yes
High temp	Yes
Extra Dry	Yes
Delay Start	Up to 12 hours
Control Lock	Yes
Night Dry	Yes
Remote Start	Yes

PERFORMANCE

TrueSteam®	Yes
QuadWash™ Pro	Yes
SenseClean Wash System	Yes

Vario Wash	Yes
No. of Spray Arms	3 (Top, Upper, Lower)
Detergent and Rinse-Aid Dispenser	Yes
Drying System	Dynamic Dry™
End Of Cycle Indicator	Beeper + END indication on display
Hidden Water Heater	Yes
Safety Float Switch (Leaks)	Yes
Soil (Turbidity) Sensor	Yes
DirectDrive Motor™	Yes
Lodecibel Quiet Operation	44dBA
Tub Insulation	Damping Sheet, Sound Absorbing Material (felt), Base
BPA-Free Nylon Coated Racks and Tines	Yes
Anti-Bacterial Treatment (Drain hose)	Yes
Balanced Door	Yes

STYLE & DESIGN

Colours	Smudge Resistant Stainless Steel Black Stainless Steel
Status Indicators	888 Hidden LED
Remaining Time indicator	LED
Tub Material	NeveRust™ Stainless Steel

ADAPTIVE RACK SYSTEM

Rack System	EasyRack™ plus
-------------	----------------

Fold Down Tines (Upper)	Half
-------------------------	------

Fold Down Tines (Lower)	Half (Smart), Half (Normal)
-------------------------	-----------------------------

Rack Handle / Deco (Upper)	Yes / Yes
----------------------------	-----------

Rack Handle / Deco (Lower)	Yes / Yes
----------------------------	-----------

Rack Colour (Handle)	Noble Grey
----------------------	------------

Rack Colour (Tine)	Silver
--------------------	--------

Cup rack	Yes
----------	-----

Cuprack colour	Dark Grey
----------------	-----------

Stemware Holder	Yes
-----------------	-----

Height Adjustability	Easy One Touch (3 Level)
----------------------	--------------------------

Maximum Height of Upper Rack	7.1inch (180mm)
------------------------------	-----------------

Maximum Height of Lower Rack	12.5inch(320mm)
------------------------------	-----------------

Cutlery Baskets	Yes
-----------------	-----

Height Adjustable 3rd Rack	Yes
----------------------------	-----

Gliding Type (Upper)	Gliding Rail
----------------------	--------------

Gliding Type (Lower)	Wheel
----------------------	-------

QUAD ARM

STS Deco	Yes
Body Colour	Noble Grey
Nozzle Colour	Orange

SMART FUNCTION

Wifi	Yes
------	-----

ENERGY/WATER

Energy Star	Yes
CEE Tier Level	1
Energy Use (kWh/Year)	238
Water Use (Gallons/Cycle)	2.9

DIMENSIONS/CLEARANCES/WEIGHT

Unit Dimensions (WxDxH)	23 3/4" x 24 5/8" x 33 5/8" (603mm x 625mm x 854mm)
Depth with Door Closed (Handle)	24 5/8" (625mm)
Depth with Door Open	49 1/4"
Carton Dimensions (WxDxH)	28 1/32" x 29 5/8" x 34 7/8" (712mm x 752mm x 885mm)
Clearances (WxDxH)	24" x 24" x 33 5/8"
Weight (Unit / Carton) KG	39.6Kg / 45.1Kg
Weight (Unit / Carton) LBS	87.3/ 99.43

Water Connection	90° 3/8" Compression Installed at Factory
------------------	---

LIMITED WARRANTY

Labour/Parts (Internal/Functional Parts only)	1 Year
---	--------

Main control board, Rack, Stainless Steel Door Liner, Tub	2 Years
---	---------

Direct Drive® Motor	10 Years
---------------------	----------

UPC CODES

LDPS6762D	048231344197
-----------	--------------

LG REFRIGERATION

LRFXS2503_

33" French Door Refrigerator with I&W dispenser

KEY FEATURES

Inverter Linear Compressor with 10 Year Warranty

Slim Spaceplus® Ice Maker

SmartThinQ® WiFi Connectivity

Smudge Resistant Finish

Door Cooling+

ENERGY STAR® Qualified

AVAILABLE COLOURS



Smudge Resistant Stainless Steel



Smudge Resistant Black Stainless Steel



PRODUCT FEATURES

CAPACITY

Refrigerator (cu.ft.)	16.3
Freezer (cu.ft.)	8.2
Total Capacity (cu.ft.)	24.5

ENERGY

Energy Consumption (kWh/Year)	692
ENERGY STAR® Qualified	Yes

WATER & ICE SYSTEM

Ice & Water Dispenser	Yes
Dispenser Type	Integrated Ice & Water Dispenser
Daily Ice Production (lbs)	3.0 lbs
IcePlus™ Production (lbs)	3.2 lbs
Ice Storage Capacity (lbs)	2.2lbs + 12.0 lbs
Ice System	Slim SpacePlus®
Dispenser Light	Yes
Water Filter	LT1000P

COOLING

Inverter Linear Compressor	Yes
Smart Cooling™ System	Yes
Door Cooling+	Yes
Multi-Air Flow™ System	Yes
Temperature Sensors	8
Fresh Air Filter	Yes
Evaporator	1

CONVENIENCE

Display Type	Membrane / White LED
Temperature Controls	Electronic/Digital
Door Alarm	Yes
Child Lock	Yes

Sabbath Mode	Yes
LoDecibel™ Quiet Operation	Yes

REFRIGERATOR

No. of Shelves	4 Split (3 Fixed, 1 Folding)
Folding Shelf	1
Cantilevered Shelves	Hybrid Cantilevered
Shelf Construction	Spill Protector™ Tempered Glass
Crisper Bins	2 Humidity Crispers
Refrigerator Light	Ceiling LED

REFRIGERATOR DOOR

No. of Bins	6 Total
Door Bin Construction	1 Piece (Clear)

FREEZER

Door Type	Pull Drawer
Drawers	2-Tier Organization
DuraBase™ Solid Drawer Base	Yes
Drawer Divider	Yes

Ice Bin	Yes
---------	-----

Freezer Light	LED
Freezer Handle	SmartPull™ Handle

SMART FEATURES

SmartDiagnosis™	Yes
-----------------	-----

MATERIALS AND FINISHES

Contour Door	Yes
Hidden Hinges	Yes
Surface	Smooth
Smudge Resistant Finish	Yes
Handles	Matching Commercial Handles
All Available Colours	Smudge Resistant Stainless Steel

DIMENSIONS/CLEARANCES/WEIGHTS

Depth with Handles	35 1/2"
Depth without Handles	33"
Depth without Door	29"
Depth (Total with Door Open)	51 1/2"
Height to Top of Case	68 5/8"
Height to Top of Door Hinge	69 7/8"
Width	32 3/4"
Width (Door Open 90° with Handle)	41 1/8"
Width (Door Open 90° without Handle)	36 1/4"
Door Edge Clearance with Handle	4 1/2"
Door Edge Clearance without Handle	1 3/4"
Installation Clearance	Sides 1/8", Top 1", Back 2"
Weight (Unit/Carton)	262 lbs. /284 lbs.
Carton Dimensions (WxHxD)	35" x 73" x 38"

LIMITED WARRANTY

Parts & Labor	1 Year
Sealed System	7 Years
Inverter Linear Compressor	10 Years

UPC CODES

LRFXS2503D.ASBCNA0	772454071935
LRFXS2503S.ASTCNA0	772454071928

36" Industrial Style Dual Fuel Range

800 Series – Stainless Steel HDS8655C


BOSCH
 Invented for life


HDS8655C
 Stainless Steel

Also available in:

Black HDS8645C
 Stainless Steel

First 36" Bosch range with six burners offering more flexibility in the way you cook.

Features & Benefits

Powerful 18,000 BTU double ring burner speeds cooking time.

Convection Pro combines a third heating element with a back fan for even browning and time savings by using multiple racks at one time.

Dishwasher safe grates for easy cleaning.

A full extension telescopic rack rail offers easy access to the oven cavity.

Dampened hinges softly guide the QuietClose® door shut so the oven door never slams.

General Properties

Cooking modes	Bake, Convection Bake, Broil, Convection Broil, Convection Roast, Pizza, Proof, Convection Multi-Rack, Sabbath Mode
Cleaning type	Catalytic clean coating
Type of grate	Cast iron
Knob material	Metal
Interior light	1
Kitchen timer	Yes
Sealed burners	Yes

Oven Performance

Bake / broil element watts	1,700 / 2,900 W
Convection element watts	2,500 W

Burner Performance

Total cooktop burners	6
Total cooktop (NG / LP) BTU	63,000 / 63,000
Power of front left burner (NG / LP) BTU	18,000 / 18,000
Power of back left burner (NG / LP) BTU	5,000 / 5,000
Power of back center burner (NG / LP) BTU	10,000 / 10,000
Power of front center burner (NG / LP) BTU	10,000 / 10,000
Power of back right burner (NG / LP) BTU	10,000 / 10,000
Power of front right burner (NG / LP) BTU	10,000 / 10,000

Technical Details

Circuit breaker	20 A
Volts	208V / 240V
Frequency	60 Hz
Power cord length	60"
Plug type	4 prong , NEMA 14-50

Technical Details (Continued)

Energy source	Mixed Electric / Gas
Gas type	Natural gas 14.9 mbar (USA) [7" WC]
Alternative gas type	LP 27.4 mbar (USA) [11" WC]

Dimensions & Weight

Overall appliance dimensions (HxWxD)	36" x 35 15/16" x 24 15/16" (26 1/2" with bull nose)
Required cutout size (HxWxD)	36" x 36" x 25"
Adjustable range height	35 19/32" Min. 36 39/64" Max.
Oven cavity size	3.7 cu. ft.
Overall oven interior dimensions (HxWxD)	15 1/32" x 28 7/16" x 17 9/16"
Usable oven interior dimensions (HxWxD)	14 9/16" x 26 15/16" x 16 1/8"
Net weight	219 lbs

Accessories—Included

Use and care manual, installation guide, temperature probe, LP conversion kit, 1 standard rack, 1 telescopic rack

Accessories—Optional



HEZ9GR41UC
 Griddle



HEZ9GW23UC
 Wok Ring



HEZ9YZ36UC
 36" Low Backguard
 Stainless Steel



HEZ9ZZ36UC
 36" Rear Vent Trim Extension
 Stainless Steel



HEZ9YZ04UC
 Side Panel Extension Kit
 Stainless Steel



HEZ9TK36UC
 36" Range Toe Kick
 Stainless Steel



HEZ9LLUC
 Metal Pedestal Feet,
 Set of 4
 Stainless Steel



Accessories: To purchase Bosch accessories, cleaners & parts please call 1-800-944-2904 (Mon to Fri 5 am to 6 pm PST, Sat 6 am to 3 pm PST).

Notes: All height, width and depth dimensions are shown in inches. BSH reserves the absolute and unrestricted right to change product materials and specifications, at any time, without notice. Consult the product's installation instructions for final dimensional data and other details prior to making cutout.

Warranties: Please see Use & Care manual or Bosch website for statement of limited warranty.

For more information on our entire line of products, go to www.bosch-home.ca or call 1-800-944-2904

© BSH Home Appliances Corporation. All rights reserved. Bosch is a registered trademark of Robert Bosch GmbH.

36" Industrial Dual Fuel Range

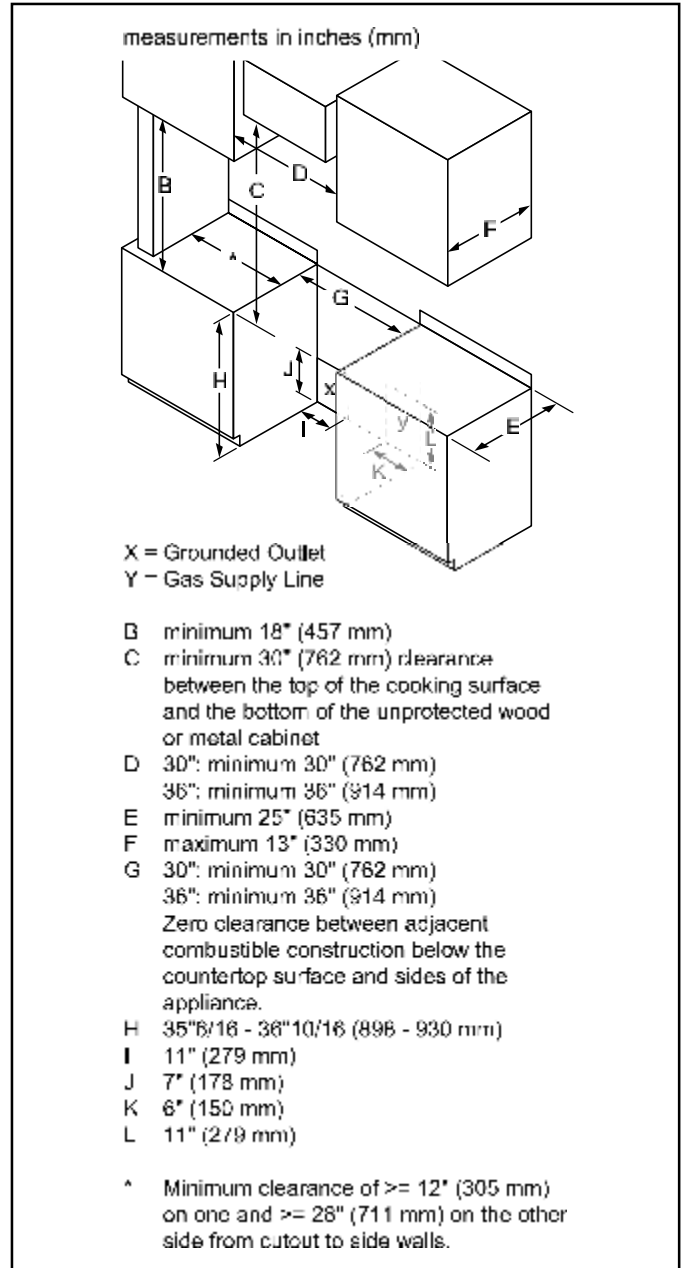
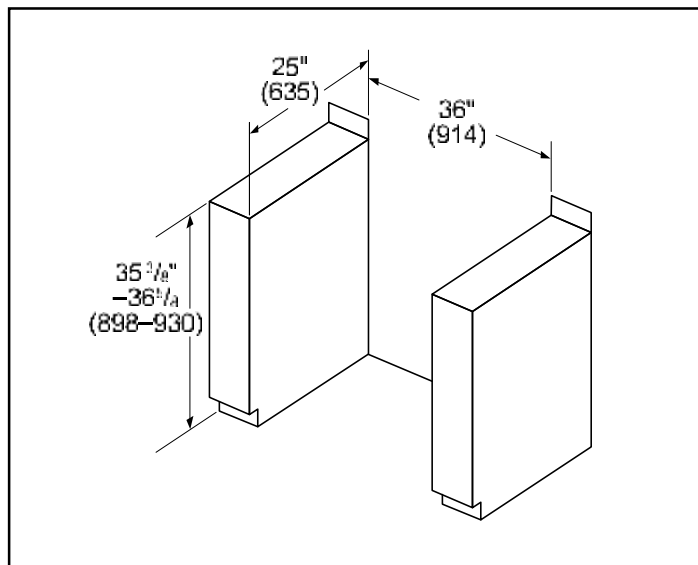
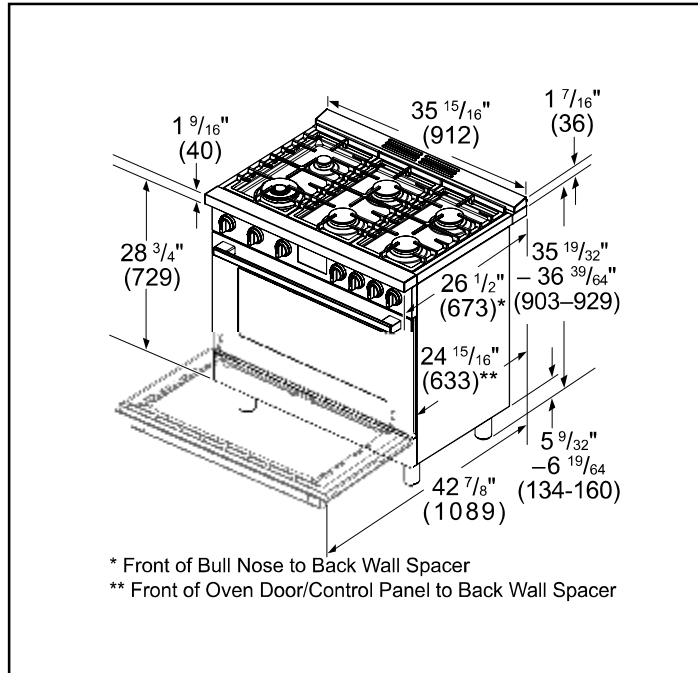
800 Series – Stainless Steel HDS8655C



BOSCH
Invented for life



Installation Details



Accessories: To purchase Bosch accessories, cleaners & parts please call 1-800-944-2904 (Mon to Fri 5 am to 6 pm PST, Sat 6 am to 3 pm PST).

Notes: All height, width and depth dimensions are shown in inches. BSH reserves the absolute and unrestricted right to change product materials and specifications, at any time, without notice. Consult the product's installation instructions for final dimensional data and other details prior to making cutout.

Warranties: Please see Use & Care manual or Bosch website for statement of limited warranty.

For more information on our entire line of products, go to www.bosch-home.ca or call 1-800-944-2904

© BSH Home Appliances Corporation. All rights reserved. Bosch is a registered trademark of Robert Bosch GmbH.

7/23 CA

24" Recessed Handle Dishwasher

800 Series – Stainless Steel SHEM78ZH5N


BOSCH
Invented for life


SHEM78ZH5N
Stainless Steel

Patented CrystalDry™ technology transforms moisture into heat to get dishes, including plastics, 60% drier.¹

Features & Benefits

42 dBA: dishwasher runs quietly so your kitchen conversations aren't interrupted.

Home Connect™ delivers peace of mind with remote start, check cycle status, remote diagnostics, and automated tab replenishment through Amazon Dash.

The Flexible 3rd Rack with fold down sides adds 30% more² loading area, perfect for utensils and ramekins.

The AquaStop® leak protection system contains leaks through a precisely engineered system. If a leak occurs, the system contains it by shutting down operation and pumping out water. So you have the ultimate peace of mind whether you are away or at home.

Home Connect



Technical Details	
Watts (W)	1440 W
Current (A)	12 Amps
Volts (V)	120 V
Frequency (Hz)	60 Hz
Power cord full length	67"
Power cord install length from edge of unit when facing the door (in) ⁴	Left – 45" Right – 56"
Minimum water pressure (lb/sin)	14
Length outlet hose (in)	79"

Dimensions & Weight	
Overall appliance dimensions (HxWxD) (in)	33 7/8" x 23 9/16" x 23 3/4"
Required cutout size (HxWxD) (in)	33 7/8" x 23 5/8" x 24"
Adjustable feet	Yes
Net weight (lbs)	102 lbs

Accessories—Optional	
Junction Box	SMZPCJB1UC
Bosch Dishwasher Water Supply Hose	SMZSH002UC
Dishwasher Drain Hose Extension Kit	SGZ1010UC
Dishwasher Accessory Kit	SMZ5000
Anti-Tarnish Silverware Cassette	SMZ5002UC
Edge Protector + Power Cord Clip Install Kit	SMZEPCC1UC



¹Based on aggregate average drying performance of Bosch Dishwashers with CrystalDry on combined household load including plastics, glass, steel, and porcelain as compared to Bosch Dishwashers with PureDry®. Drying performance may vary by dish type.

²Compared to a Bosch dishwasher with 2 racks.

³Certification to NSF/ANSI Standard 184 for residential dishwashers.

⁴September 2020 running production change to remove adhesive routing clips for power cord. These clips and the edge protector are now included in the dishwasher accessory kit # SMZEPCC1UC.

Accessories: To purchase Bosch accessories, cleaners & parts please visit www.bosch-home.com/us/store or call 1-800-944-2904 (Mon to Fri 5 am to 6 pm PST, Sat 6 am to 3 pm PST).

Notes: All height, width and depth dimensions are shown in inches. BSH reserves the absolute and unrestricted right to change product materials and specifications, at any time, without notice. Consult the product's installation instructions for final dimensional data and other details prior to making cutout.

Warranties: Please see Use & Care manual or Bosch website for statement of limited warranty.

For more information on our entire line of products, go to www.bosch-home.com/us or call 1-800-944-2904

© BSH Home Appliances Corporation. All rights reserved. Bosch is a registered trademark of Robert Bosch GmbH.

24" Recessed Handle Dishwasher

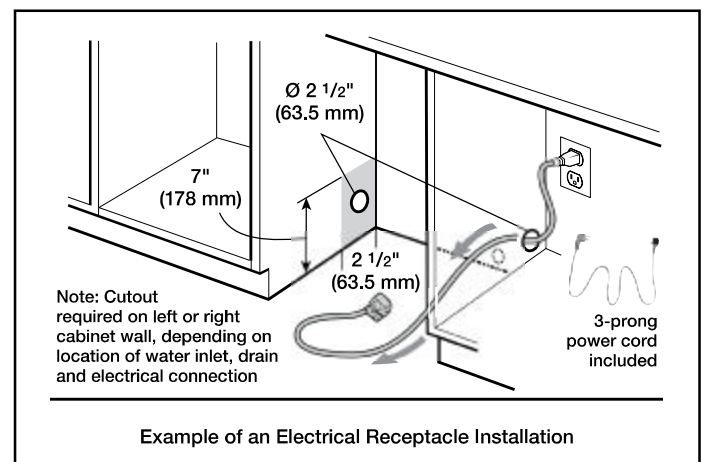
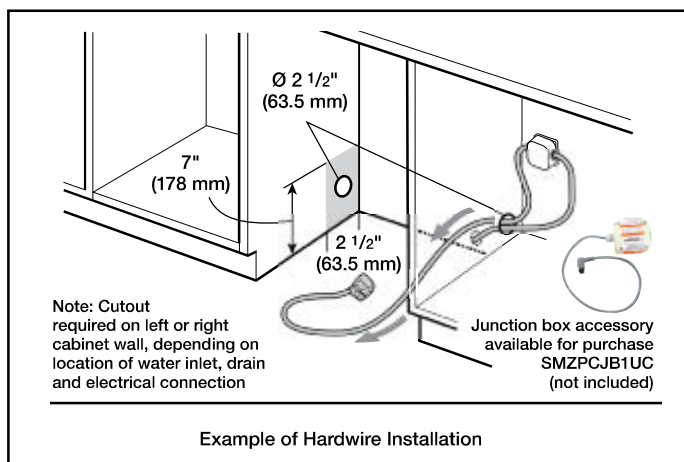
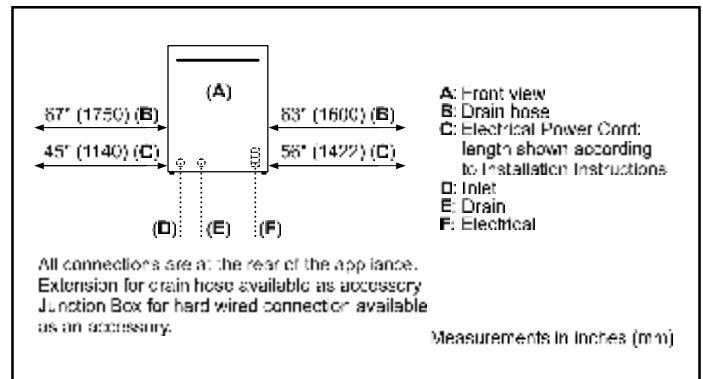
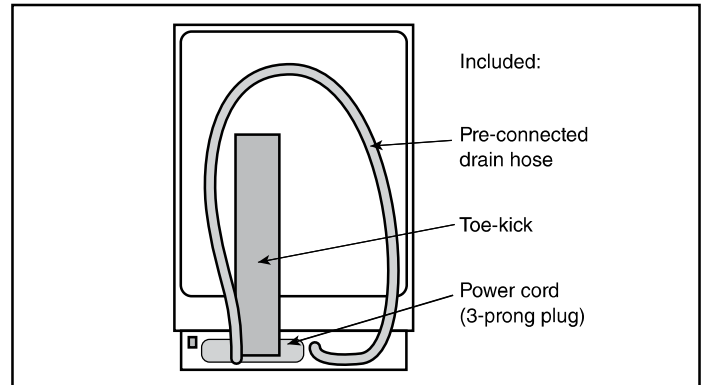
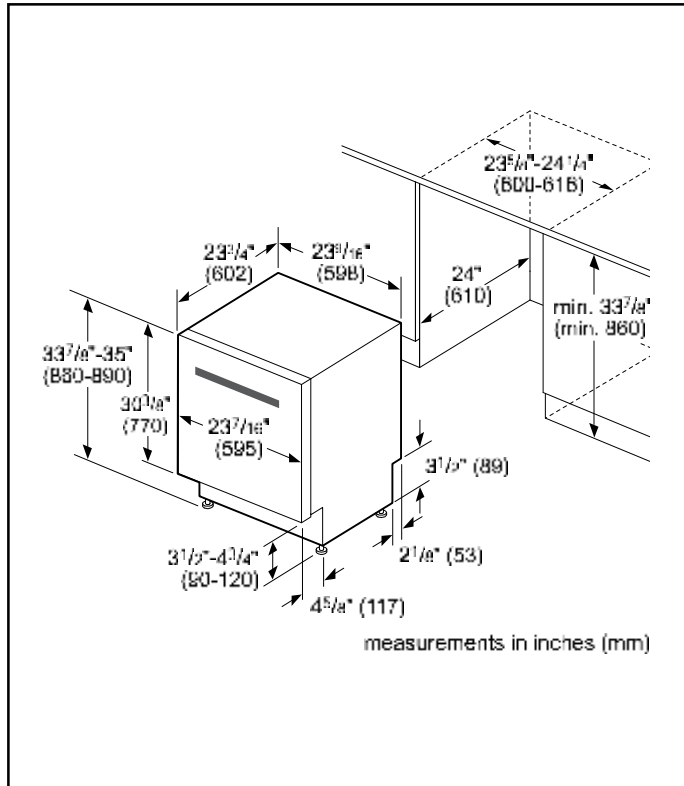
800 Series – Stainless Steel SHEM78ZH5N



BOSCH
Invented for life



Installation Details



Accessories: To purchase Bosch accessories, cleaners & parts please visit www.bosch-home.com/us/store or call 1-800-944-2904 (Mon to Fri 5 am to 6 pm PST, Sat 6 am to 3 pm PST).
Notes: All height, width and depth dimensions are shown in inches. BSH reserves the absolute and unrestricted right to change product materials and specifications, at any time, without notice. Consult the product's installation instructions for final dimensional data and other details prior to making cutout.

Warranties: Please see Use & Care manual or Bosch website for statement of limited warranty.

For more information on our entire line of products, go to www.bosch-home.com/us or call 1-800-944-2904

© BSH Home Appliances Corporation. All rights reserved. Bosch is a registered trademark of Robert Bosch GmbH.

24" Recessed Handle Dishwasher

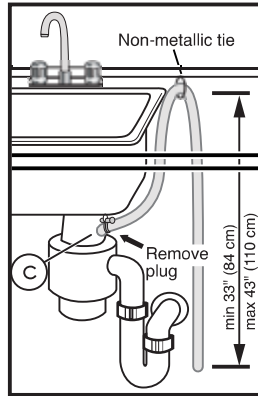
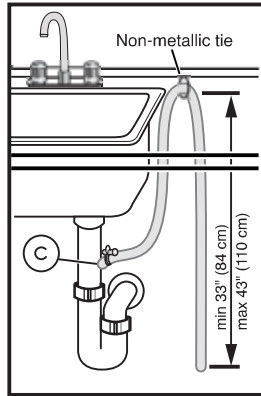
800 Series – Stainless Steel SHEM78ZH5N



BOSCH
Invented for life



Installation Details



Note: Plumbing installations will vary - refer to local codes. Drain hose included is 79" (201 cm) and can be extended to a maximum of 155 3/4" (396 cm).

Always use the approved drain hose extension kit (SGZ1010UC).

Ensure a portion of the drain hose is raised between min. 33" (84 cm) and max. 43" (110 cm) above the cabinet floor.

Accessories: To purchase Bosch accessories, cleaners & parts please visit www.bosch-home.com/us/store or call 1-800-944-2904 (Mon to Fri 5 am to 6 pm PST, Sat 6 am to 3 pm PST).

Notes: All height, width and depth dimensions are shown in inches. BSH reserves the absolute and unrestricted right to change product materials and specifications, at any time, without notice. Consult the product's installation instructions for final dimensional data and other details prior to making cutout.

Warranties: Please see Use & Care manual or Bosch website for statement of limited warranty.

For more information on our entire line of products, go to www.bosch-home.com/us or call 1-800-944-2904

© BSH Home Appliances Corporation. All rights reserved. Bosch is a registered trademark of Robert Bosch GmbH.

36" Standard-Depth 3-Door Refrigerator

500 Series – Stainless Steel B36FD50SNS



BOSCH
Invented for life



B36FD50SNS
Stainless Steel

Also available in:

Black Stainless Steel
B36FD50SNB

Introducing the QuickIcePro System™, industry's fastest refrigerator ice maker.¹ Enjoy freshly filtered ice that's replenished fast.

Features & Benefits

The Bosch QuickIcePro System offers rapid ice replenishment, producing up to 12 lbs of ice per day,² ensuring ample ice availability.

UltraClarityPro™ water filter reduces >99.9% of sediment that may be found in your water and ice, including harsh elements like chlorine and chloramine.

With Home Connect™, remotely control and monitor your appliance to efficiently manage your day.

General Properties

Full 69" height and standard depth for additional capacity	Yes
Easy Clean Stainless Steel	Yes
Lighting	Recessed LED light bars
Number of evaporators	1
Defrost process refrigerator section	Frost-free
Number of shelves – refrigerator	5
Adjustable shelves – refrigerator	4 half-width
Shelf material – refrigerator	Tempered glass
Type of shelves – refrigerator	Frameless split shelves with chromed trim
Ice maker	Yes
Water filter	UltraClarityPro™
External water and ice dispenser	Yes
Gallon storage bins	2
Humidity control compartments	2
Full width drawer	1
Touch control panel	Yes
AirFresh® filter	Yes
MultiAirFlow™	Yes
Stainless steel back wall	Yes
Defrost process freezer section	Automatic
Number of drawers – freezer	2
Home Connect™ (Wi-Fi enabled)	Yes

Capacity

Total capacity	26.0 cu. ft.
Refrigerator capacity	18.0 cu. ft.
Freezer capacity	8.0 cu. ft.

Technical Details

Current	15 A
Volts	115 V
Frequency	60 Hz
Power cord length	67"
Plug type	120V-3 prong

Dimensions & Weight

Appliance dimensions with hinges, handles and doors (HxWxD)	70"* x 35 5/8" x 35 7/16"
Appliance dimensions without hinges and doors (HxWxD)	69 1/2"* x 35 5/8" x 28 3/8"
Appliance dimensions with hinges and doors, no handles (HxWxD)	70"* x 35 5/8" x 33 1/8"
Required cutout size (HxWxD)	70" x 36" x 29 5/16"
Net weight	320 lbs

Efficiency

Energy consumption	702 kWh/yr
ENERGY STAR® qualified	Yes

Accessories

UltraClarityPro™ Water Filter: BORPLFTR55
90 Degree Door Stopper: 10012733



Home Connect



¹Based on single ice maker production rates during a 24-hour period, measured per IEC standard and manufacturer user's manuals, for brands identified in US and Canada TraQline as freestanding French door bottom mount refrigerators. Results may vary depending on operating conditions.

²Based on filling 8 oz glasses.

*When leveling legs are fully extended, add 5/8" to overall height, total 70 5/8".

Accessories: To purchase Bosch accessories, cleaners & parts please visit www.bosch-home.com/us/store or call 1-800-944-2904 (Mon to Fri 5 am to 6 pm PST, Sat 6 am to 3 pm PST).

Notes: All height, width and depth dimensions are shown in inches. BSH reserves the absolute and unrestricted right to change product materials and specifications, at any time, without notice. Consult the product's installation instructions for final dimensional data and other details prior to making cutout.

Warranties: Please see Use & Care manual or Bosch website for statement of limited warranty.

For more information on our entire line of products, go to www.bosch-home.com/us or call 1-800-944-2904

© BSH Home Appliances Corporation. All rights reserved. Bosch is a registered trademark of Robert Bosch GmbH.

36" Standard-Depth 3-Door Refrigerator

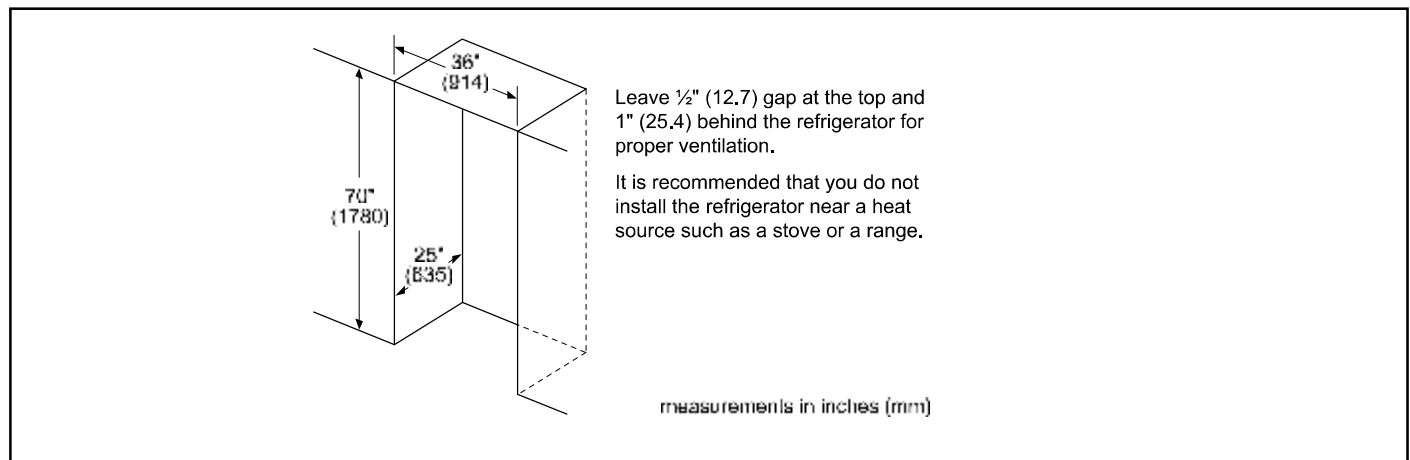
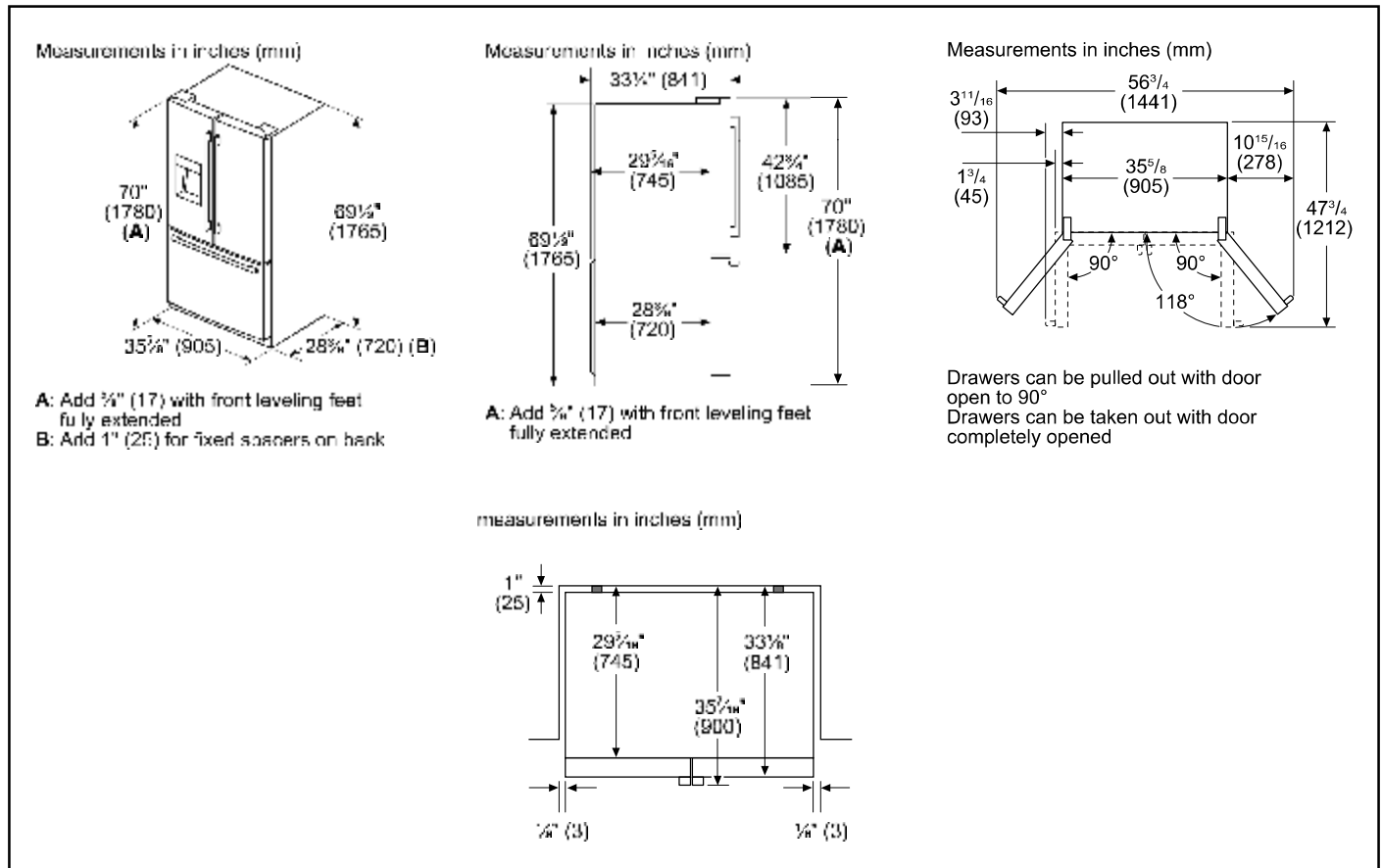
500 Series – Stainless Steel B36FD50SNS



BOSCH
Invented for life



Installation Details



Accessories: To purchase Bosch accessories, cleaners & parts please visit www.bosch-home.com/us/store or call 1-800-944-2904 (Mon to Fri 5 am to 6 pm PST, Sat 6 am to 3 pm PST).

Notes: All height, width and depth dimensions are shown in inches. BSH reserves the absolute and unrestricted right to change product materials and specifications, at any time, without notice. Consult the product's installation instructions for final dimensional data and other details prior to making cutout.

Warranties: Please see Use & Care manual or Bosch website for statement of limited warranty.

For more information on our entire line of products, go to www.bosch-home.com/us or call 1-800-944-2904

© BSH Home Appliances Corporation. All rights reserved. Bosch is a registered trademark of Robert Bosch GmbH.

Frigidaire Gallery



Install Trim Kit Required. Multiple sizes available.

Cooking Controls

Cooking Power	1100 Watts
Number of Power Levels	10

Microwave Cooking

Auto Cook	Yes
Bacon	Yes
Beverage	Yes
Defrost	Yes
Melt / Soften	Yes
Popcorn	Yes
Potato	Yes
Reheat	Yes
Sensor Cooking	Yes
Sensor Reheat	Yes
Veggies	Yes

Microwave Control Features

+ 10 Seconds	Yes - One Touch
+ 30 Seconds	Yes - One Touch
Quick Start	Yes

Additional Settings

Child Lock	Yes
Demo On / Off	Yes
Language Options	English and French
Setting Turntable On / Off	No
Setting Weight Lb / Kg	Yes
Timer On / Off	Yes
Volume # of Settings	4 (Includes Off)

Internal Specifications

Interior Color	White
Interior Light Quantity	1
Interior Light Type	LED
Interior Light Wattage	1.2 Watts

Built-In Microwave

2.2 Cu. Ft. Built-In Microwave

GMBS3068AF, GMBS3068AD

Available Colors : Stainless Steel, Black Stainless Steel

Version : 01/22

Turntable Diameter	16 1/2"
Turntable Material	Glass

Dimensions and Volume

Height	13 5/8"
Width	24 7/16"
Depth	19 5/8"
Microwave Interior Height	11 1/4"
Microwave Interior Width	17 7/8"
Microwave Interior Depth	19 1/8"
Microwave Capacity	2.2 Cu. Ft.

Electrical Specifications

Voltage Rating	120 V
Watts @ 120 Volts	1,100 Watts

Installation

Power Supply Connection Location	Right Top
----------------------------------	-----------

General Specifications

Prop 65 Label	Yes
Warranty - Labor	1 Year
Warranty - Parts	1 Year

Safety Certifications and Approvals

UL Listed	Yes
cUL Listed	Yes

Note: For planning purposes only. Always consult local and national electric, gas and plumbing codes.
Refer to Product Installation Guide for detailed installation instructions on the web at frigidaire.com / frigidaire.ca
Specifications subject to change. Accessories information available on the web at frigidaire.com / frigidaire.ca

USA • 10200 David Taylor Drive • Charlotte, NC 28262 • 1-800-FRIGIDAIRE • frigidaire.com
CANADA • 5855 Terry Fox Way • Mississauga, ON L5V 3E4 • 1-800-265-8352 • frigidaire.ca

Frigidaire Gallery

2.2 Cu. Ft. Built-In Microwave

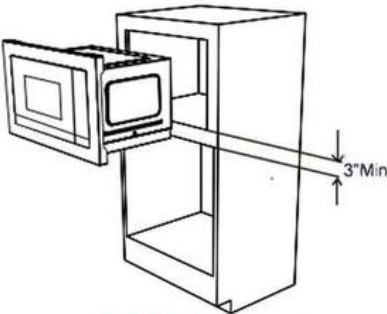
GMBS3068AF, GMBS3068AD

Version : 01/22

CABINET OR WALL CUTOUT

Cutout Dimensions

Height (A)	Minimum	16" 3/4 (42.5 cm)
	Maximum	17" (43.2 cm)
Width (B)	Minimum	24 3/4" (62.9 cm)
	Maximum	25" (63.5 cm)
Depth (C)	Minimum	20" (50.8 cm)



30" TRIM KIT



30" STAINLESS TRIMKIT
(GMTK3068AF)

27" TRIM KIT



27" STAINLESS TRIMKIT
(GMTK2768AF)

* MICROWAVE (GMBS3068AF) PICTURED ABOVE PAIRED WITH STAINLESS STEEL TRIM KIT (GMTK3068AF / GMTK2768AF)

* Trim Kit Sold Separately

30" TRIM KIT



30" DARK STAINLESS TRIMKIT
(GMTK3068AD)

27" TRIM KIT



27" DARK STAINLESS TRIMKIT
(GMTK2768AD)

* MICROWAVE (GMBS3068AD) PICTURED ABOVE PAIRED WITH BLACK STAINLESS STEEL TRIM KIT (GMTK3068AD / GMTK2768AD)

* Trim Kit Sold Separately

Model Number	Color	Description
GMBS3068AF	SS	Microwave
GMBS3068AD	Black SS	Microwave
GMTK3068AF	SS	* 30" trim kit
GMTK2768AF	SS	* 27" trim kit
GMTK3068AD	Black SS	* 30" trim kit
GMTK2768AD	Black SS	* 27" trim kit

* Trim Kit Sold Separately

Trim Kit Overall Dimensions		
	27"	30"
Height	18" (460.8 mm)	18" (460.8mm)
Width	27" (685.8mm)	30" (759mm)
Depth	1 3/5" (40.9mm)	1 3/5" (40.9mm)

Note: For planning purposes only. Always consult local and national electric, gas and plumbing codes.
Refer to Product Installation Guide for detailed installation instructions on the web at frigidaire.com / frigidaire.ca
Specifications subject to change. Accessories information available on the web at frigidaire.com / frigidaire.ca

USA • 10200 David Taylor Drive • Charlotte, NC 28262 • 1-800-FRIGIDAIRE • frigidaire.com
CANADA • 5855 Terry Fox Way • Mississauga, ON L5V 3E4 • 1-800-265-8352 • frigidaire.ca

ÚY GŠUVÁÍ ÁÄÖÛT ÒÁŰWQÓÁT ÖŰŰY ÖXÓÄT ÖÙHÉÌ ÖÖÁ
ÓŠÖSÁŰVÖÖ ŠÖÙÜÁÁ
VÜQ ÁSQÁÖT VSGİ İ İ ÖÖÄĞİ ÄÄ

Frigidaire Gallery



Install Trim Kit Required. Multiple sizes available.

Cooking Controls

Cooking Power	1100 Watts
Number of Power Levels	10

Microwave Cooking

Auto Cook	Yes
Bacon	Yes
Beverage	Yes
Defrost	Yes
Melt / Soften	Yes
Popcorn	Yes
Potato	Yes
Reheat	Yes
Sensor Cooking	Yes
Sensor Reheat	Yes
Veggies	Yes

Microwave Control Features

+ 10 Seconds	Yes - One Touch
+ 30 Seconds	Yes - One Touch
Quick Start	Yes

Additional Settings

Child Lock	Yes
Demo On / Off	Yes
Language Options	English and French
Setting Turntable On / Off	No
Setting Weight Lb / Kg	Yes
Timer On / Off	Yes
Volume # of Settings	4 (Includes Off)

Internal Specifications

Interior Color	White
Interior Light Quantity	1
Interior Light Type	LED
Interior Light Wattage	1.2 Watts

Built-In Microwave

2.2 Cu. Ft. Built-In Microwave

GMBS3068AF, GMBS3068AD

Available Colors : Stainless Steel, Black Stainless Steel

Version : 01/22

Turntable Diameter	16 1/2"
Turntable Material	Glass

Dimensions and Volume

Height	13 5/8"
Width	24 7/16"
Depth	19 5/8"
Microwave Interior Height	11 1/4"
Microwave Interior Width	17 7/8"
Microwave Interior Depth	19 1/8"
Microwave Capacity	2.2 Cu. Ft.

Electrical Specifications

Voltage Rating	120 V
Watts @ 120 Volts	1,100 Watts

Installation

Power Supply Connection Location	Right Top
----------------------------------	-----------

General Specifications

Prop 65 Label	Yes
Warranty - Labor	1 Year
Warranty - Parts	1 Year

Safety Certifications and Approvals

UL Listed	Yes
cUL Listed	Yes

Note: For planning purposes only. Always consult local and national electric, gas and plumbing codes.
Refer to Product Installation Guide for detailed installation instructions on the web at [frigidaire.com](#) / [frigidaire.ca](#)
Specifications subject to change. Accessories information available on the web at [frigidaire.com](#) / [frigidaire.ca](#)

USA • 10200 David Taylor Drive • Charlotte, NC 28262 • 1-800-FRIGIDAIRE • [frigidaire.com](#)
CANADA • 5855 Terry Fox Way • Mississauga, ON L5V 3E4 • 1-800-265-8352 • [frigidaire.ca](#)

Frigidaire Gallery

2.2 Cu. Ft. Built-In Microwave

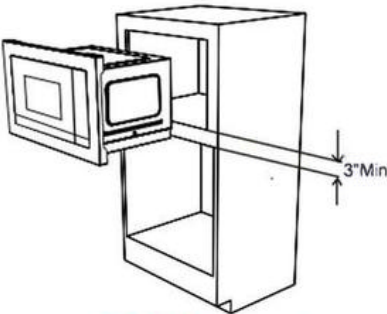
GMBS3068AF, GMBS3068AD

Version : 01/22

CABINET OR WALL CUTOUT

Cutout Dimensions

Height (A)	Minimum	16" 3/4 (42.5 cm)
	Maximum	17" (43.2 cm)
Width (B)	Minimum	24 3/4" (62.9 cm)
	Maximum	25" (63.5 cm)
Depth (C)	Minimum	20" (50.8 cm)



30" TRIM KIT



30" STAINLESS TRIMKIT
(GMTK3068AF)

27" TRIM KIT



27" STAINLESS TRIMKIT
(GMTK2768AF)

* MICROWAVE (GMBS3068AF) PICTURED ABOVE PAIRED WITH STAINLESS STEEL TRIM KIT (GMTK3068AF / GMTK2768AF)

* Trim Kit Sold Separately

30" TRIM KIT



30" DARK STAINLESS TRIMKIT
(GMTK3068AD)

27" TRIM KIT



27" DARK STAINLESS TRIMKIT
(GMTK2768AD)

* MICROWAVE (GMBS3068AD) PICTURED ABOVE PAIRED WITH BLACK STAINLESS STEEL TRIM KIT (GMTK3068AD / GMTK2768AD)

* Trim Kit Sold Separately

Model Number	Color	Description
GMBS3068AF	SS	Microwave
GMBS3068AD	Black SS	Microwave
GMTK3068AF	SS	* 30" trim kit
GMTK2768AF	SS	* 27" trim kit
GMTK3068AD	Black SS	* 30" trim kit
GMTK2768AD	Black SS	* 27" trim kit

* Trim Kit Sold Separately

Trim Kit Overall Dimensions		
	27"	30"
Height	18" (460.8 mm)	18" (460.8mm)
Width	27" (685.8mm)	30" (759mm)
Depth	1 3/5" (40.9mm)	1 3/5" (40.9mm)

Note: For planning purposes only. Always consult local and national electric, gas and plumbing codes.
Refer to Product Installation Guide for detailed installation instructions on the web at frigidaire.com / frigidaire.ca
Specifications subject to change. Accessories information available on the web at frigidaire.com / frigidaire.ca

USA • 10200 David Taylor Drive • Charlotte, NC 28262 • 1-800-FRIGIDAIRE • frigidaire.com
CANADA • 5855 Terry Fox Way • Mississauga, ON L5V 3E4 • 1-800-265-8352 • frigidaire.ca