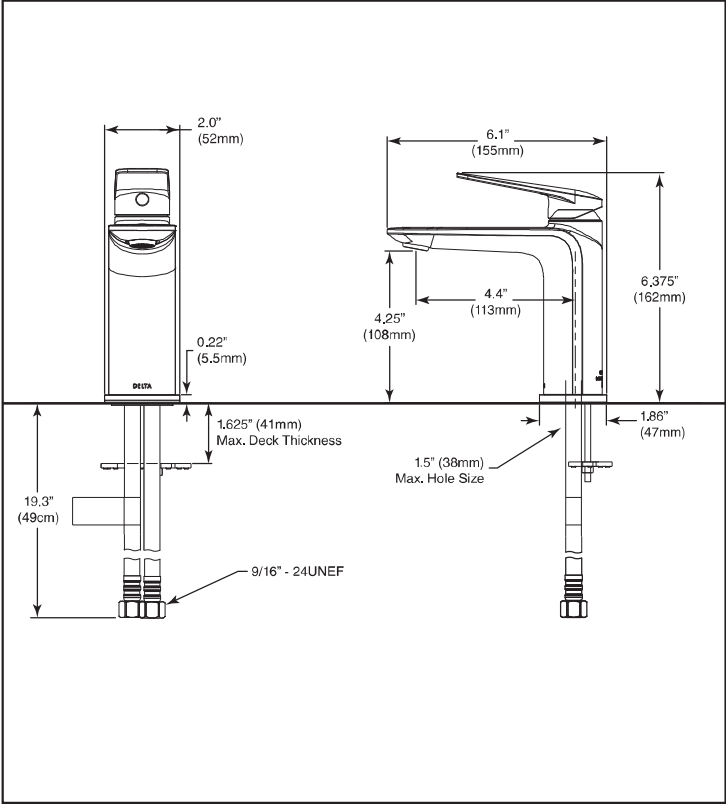


WT4 LOT 138 -*ALL BATHROOMS - VANITY FAUCET 571LF-LPU



Submitted Model No.: _____
Specific Features: _____



BATHROOM FAUCETS

- Portage™ Bath Family
- Single Handle Deck Mount

STANDARD SPECIFICATIONS:

- **571LF-▲-LPU** - Max flow rate 1.2 gpm @ 60 psi, 4.5 L/min @ 414 kPa (Aerated pressure compensating)
- **571LF-▲-LPU-1.0** - Max flow rate 1.0 gpm @ 60 psi, 3.8 L/min @ 414 kPa (Aerated pressure compensating)
- **571LF-▲-LPU-0.5** - Max flow rate 0.5 gpm @ 60 psi, 1.9 L/min @ 414 kPa (Aerated pressure compensating)
- Standard single hole mount or three hole mount with optional - 6" (152mm) Escutcheon (sold seperately)
- 1 5/8" (41mm) max. deck thickness
- Ceramic cartridge
- Red/blue indicator markings
- Metal lever handle
- Solid brass body
- 19" (483mm) long flexible supply lines with 3/8" supply fittings
- Rigid Spout
- Less pop-up, no pop-up hole

OPTIONAL ACCESSORIES:
(sold seperately)


- RP101342▲ - 6" (152mm) Escutcheon
- 72173▲ - push pop-up with overflow
- 33W576▲ - push pop-up with overflow holes

WARRANTY

- Parts and Finish - Lifetime limited warranty; or for commercial purchasers, 10 years for multi-family residential (apartments and condominiums) and 5 years for all other commercial uses, in each case from the date of purchase.
- Electronic Parts and Batteries (if applicable) - 5 years from the date of purchase; or for commercial purchasers, 1 year from the date of purchase. No warranty is provided on batteries.



COMPLIES WITH:

- ASME A112.18.1 / CSA B125.1
- EPA WaterSense®, applies to 571LF-▲-LPU 1.2 gpm @ 60 psi, 4.5 L/min @ 414 kPa models only.
- Verified compliant with 0.25% weighted average Pb content regulations
-  Indicates compliance to ICC/ANSI A117.1

▲ Designate Proper Finish Suffix

Delta Faucet Company reserves the right (1) to make changes in specifications and materials, and (2) to change or discontinue models, both without notice or obligation. Dimensions are for reference only. See current full-line price book or www.deltafaucet.com for finish options and product availability.

DSP-L-571LF-LPU, Rev.B

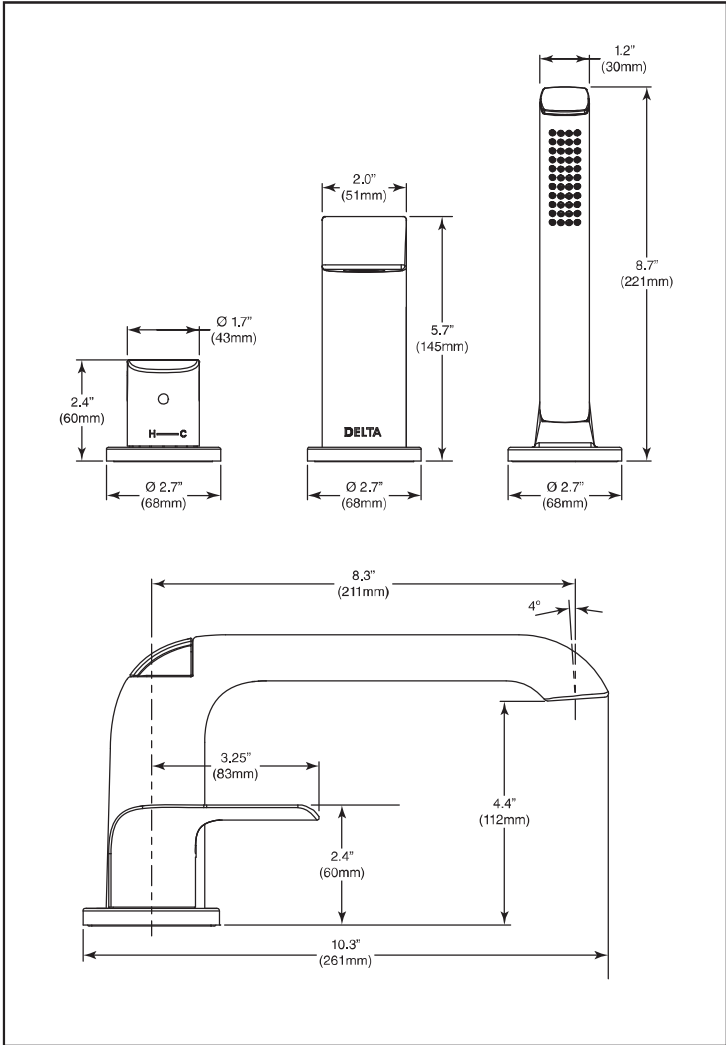
Delta Faucet Company
55 E. 111th Street, Indianapolis, IN 46280
350 South Edgeware Road, St. Thomas, ON N5P 4L1
© 2020 Delta Faucet Company

DS JSR SKB

WT4 LOT 138 - PRIMARY ENSUITE ROMAN TUB TRIM T3763



Submitted Model No.: _____
Specific Features: _____



▲ Designate Proper Finish Suffix

Delta Faucet Company reserves the right (1) to make changes in specifications and materials, and (2) to change or discontinue models, both without notice or obligation. Dimensions are for reference only. See current full-line price book or www.deltafaucet.com for finish options and product availability.
DSP-B-T3763, Rev. A



BATHROOM FAUCETS

- Kitano™ Bath Collection
- Single Handle Roman Tub Faucet with Hand Shower
- Three Hole Installation

STANDARD SPECIFICATIONS:

- Hand Shower maximum flow rate 1.75gpm @ 80psi, 6.6 L/min @ 550kPa
 - Trim only for single handle Roman Tub Faucet with Hand Shower
 - Hand Shower includes double check valves for backflow prevention
 - Temperature only controlled with handle
 - Hot/cold indicator
 - Rough-in Kit must be ordered to complete installation:
 - R3707 for flexible rough-in
 - R3707-MF for flexible PEX cold expansion rough-in
 - R3707-PX for flexible PEX crimp rough-in
 - R3716 for fixed rough-in
 - R3716-MF for fixed PEX cold expansion rough-in
 - R3716-PX for fixed PEX crimp rough-in
- There are separate specification sheets on each rough-in kit, if more detail is required

WARRANTY

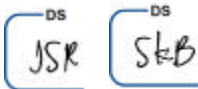
- Parts and Finish - Lifetime limited warranty; or for commercial purchasers, 10 years for multi-family residential (apartments and condominiums) and 5 years for all other commercial uses, in each case from the date of purchase.
- Electronic Parts and Batteries (if applicable) - 5 years from the date of purchase; or for commercial purchasers, 1 year from the date of purchase. No warranty is provided on batteries.



COMPLIES WITH:

- ASME A112.18.1 / CSA B125.1
- EPA WaterSense®
-  Indicates compliance to ICC/ANSI A117.1

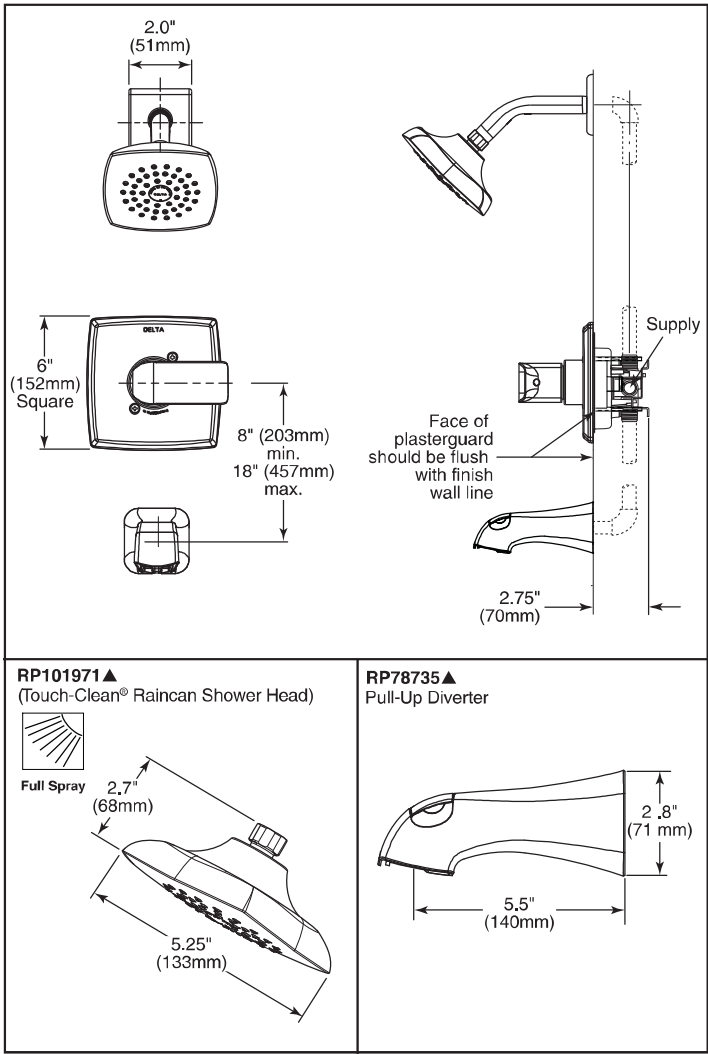
Delta Faucet Company
55 F. 111th Street, Indianapolis, IN 46280
350 South Edgeware Road, St. Thomas, ON N5P 4L1
© 2020 Delta Faucet Company



WT4 LOT 138 - PRIMARY ENSUITE AND BEDROOM #4 ENSUITE SHOWER
FAUCET T14263



Submitted Model No.:
Specific Features:



see what Delta can do™

TUB AND SHOWER
FAUCET TRIM

- Kitano™ Bath Collection
- Valve Only (T14063)
- Shower Only (T14263)
- Tub/Shower (T14463 & T14463-LHD)

STANDARD SPECIFICATIONS:

- Monitor® 14 Series pressure balanced bath single handle mixing valve trim
- Maintains a balanced pressure of hot and cold water even when a valve is turned on or off elsewhere in the system
- For use with MultiChoice® Universal rough valve body (R10000 Series)
- Back-to-back installation capability
- Solid brass forged body
- Temperature only controlled with handle
- Red/blue temperature indicators
- Field adjustable to limit handle rotation into hot water zone
- 120° maximum handle rotation
- All parts replaceable from the front of the valve
- “-LHD” models indicate less showerhead
- Maximum 2.0 gpm @ 80 psi (7.6 L/min @ 550 kPa)

WARRANTY

- Parts and Finish - Lifetime limited warranty; or for commercial purchasers, 10 years for multi-family residential (apartments and condominiums) and 5 years for all other commercial uses, in each case from the date of purchase.
- Electronic Parts and Batteries (if applicable) - 5 years from the date of purchase; or for commercial purchasers, 1 year from the date of purchase. No warranty is provided on batteries.



COMPLIES WITH:

- ASME A112.18.1 / CSA B125.1
- ASSE 1016
- EPA WaterSense®
- Indicates compliance to ICC/ANSI A117.1

▲ Designate Proper Finish Suffix

Delta Faucet Company reserves the right (1) to make changes in specifications and materials, and (2) to change or discontinue models, both without notice or obligation. Dimensions are for reference only. See current full-line price book or www.deltafaucet.com for finish options and product availability.

DSP-B-T14063, REV. C

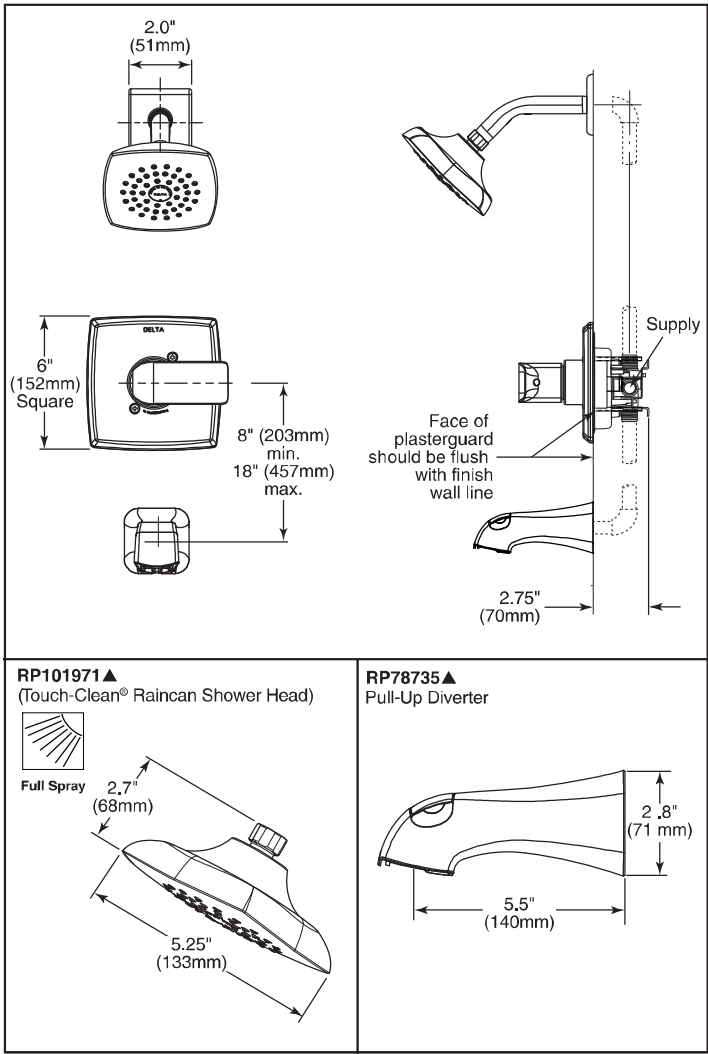
Delta Faucet Company
55 F. 111th Street, Indianapolis, IN 46280
350 South Edgeware Road, St. Thomas, ON N5P 4L1
© 2020 Delta Faucet Company

DS JSR SKB

WT4 LOT 138 -MAIN BATHROOM AND BEDROOM #2 ENSUITE (INLAW)
SHOWER FIXTURE T14463



Submitted Model No.: _____
Specific Features: _____



see what Delta can do™
**TUB AND SHOWER
FAUCET TRIM**

- Kitano™ Bath Collection
- Valve Only (T14063)
- Shower Only (T14263)
- Tub/Shower (T14463 & T14463-LHD)

- STANDARD SPECIFICATIONS:**
- Monitor® 14 Series pressure balanced bath single handle mixing valve trim
 - Maintains a balanced pressure of hot and cold water even when a valve is turned on or off elsewhere in the system
 - For use with MultiChoice® Universal rough valve body (R10000 Series)
 - Back-to-back installation capability
 - Solid brass forged body
 - Temperature only controlled with handle
 - Red/blue temperature indicators
 - Field adjustable to limit handle rotation into hot water zone
 - 120° maximum handle rotation
 - All parts replaceable from the front of the valve
 - “-LHD” models indicate less showerhead
 - Maximum 2.0 gpm @ 80 psi (7.6 L/min @ 550 kPa)

- WARRANTY**
- Parts and Finish - Lifetime limited warranty; or for commercial purchasers, 10 years for multi-family residential (apartments and condominiums) and 5 years for all other commercial uses, in each case from the date of purchase.
 - Electronic Parts and Batteries (if applicable) - 5 years from the date of purchase; or for commercial purchasers, 1 year from the date of purchase. No warranty is provided on batteries.



- COMPLIES WITH:**
- ASME A112.18.1 / CSA B125.1
 - ASSE 1016
 - EPA WaterSense®
 - Indicates compliance to ICC/ANSI A117.1

▲ Designate Proper Finish Suffix
Delta Faucet Company reserves the right (1) to make changes in specifications and materials, and (2) to change or discontinue models, both without notice or obligation. Dimensions are for reference only. See current full-line price book or www.deltafaucet.com for finish options and product availability.
DSP-B-T14063, REV. C

Delta Faucet Company
55 F. 111th Street, Indianapolis, IN 46280
350 South Edgeware Road, St. Thomas, ON N5P 4L1
© 2020 Delta Faucet Company

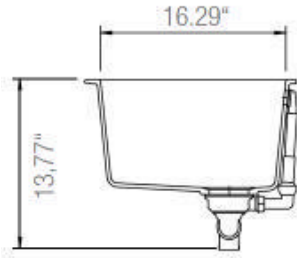
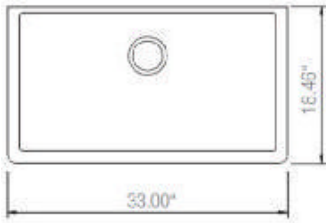
DS JSR DS SKB

WT4 LOT 138 - KITCHEN SINK B317

Product Specification Sheet



Virtuo Granite Undermount Single Sink
B317 - ~~B318~~ - ~~B319~~ - ~~B329~~ - ~~B336~~



Colour Finish	Model No.
Pearl Back	B317
Coffee Brown	B318
Slate Grey	B319
Asphalt	B329
Stone Taupe	B336

- Description**
- 33" x 18-1/2" x 9-1/4" Deep
 - 80% Quartz Content
 - 3 1/2" drain opening
 - Supplied with installation clips, template & strainers
 - CUPC certified

- Available accessories**
- Matching Strainer
 - Drying Rack
 - BG317/318/319/329/336 - Stainless Steel Grid



MAIN LOCATION

BRISTOL SINKS
56 Firestone Blvd
London, Ontario
N5W 6E6

WESTERN LOCATION

BRISTOL SINKS
964 72nd Avenue NE
Calgary, Alberta
T2E 8V9

CONTACT

Tel: 1 (800) 930-0214
Fax: 1 (866) 310-7580
Email: sales@bristolsinks.com

