GRAZIANI + CORAZZA ARCHITECTS INC.

Site Instruction

SI 06	
PROJECT	: Hampton Manor
PROJECT No	: 1136.13
DATE	: September 06, 2017

Royal Pine Homes
3550 Langstaff Road, Suite 200
Woodbridge, Ontario
L4L 9G3

Attn: Vince Staffieri

Site instructions/memos and Addendums are issued only for the purpose of recording any clarification or interpretation of the contract documents or giving direction on problems resulting from field conditions. These memos are subject to the provisions of the contract documents and unless reviewed with and authorized by the Client, will not affect the contract. Should the Contractor require a change in the contract price or project schedule, he shall submit to the Client, prior to commencement of work outlined in this memo, an itemized proposal for approval.

Title: Ground Floor transom height change with Bulkhead and Cove molding Revisions

A301, A301a-A301c : Ground Floor Plan
- Coordinating cove moldings and bulkhead layout with Mechanical drawings.

A401a-c : Building Elevations
- Ground floor transom height change from 12" to 16".

A501 - A503 : Building Sections
- Ground floor transom height change from 12" to 16" and indicating bulkhead areas.

A601, A602, A604, A606 : Wall Sections
- Ground floor transom height change from 12" to 16" and indicating bulkhead and cove molding areas.

A651 : Section Details
- Changing Ground floor transom height from 12" to 16".

CS301, CS301a : CS Ground Floor Plan
- Shifted shaft location in unit #16 closet.

Reason: **As per Client Request.**
References: **A301, A301a-c, A401a-c, A501-A503, A601, A602, A604, A606, A651, CS301 & CS301a.**

GRAZIANI + CORAZZA
ARCHITECTS INC

G. Colangelo Diploma Arch. Technology
Associate. Director of Contract Documents

Distribution:

Royal Pine Homes	Cinzia Caruso	cinzia@royalpinehomes.com
ReXcon ConstruXion	Lenny Simonelli	rexcon.construxion@gmail.com
ReXcon ConstruXion	Lauren Sorichetti	lsorichetti402@gmail.com
Graziani + Corazza Architects	Carmen Taranu	ctaranu@gc-architects.com

PROPERTY LINE

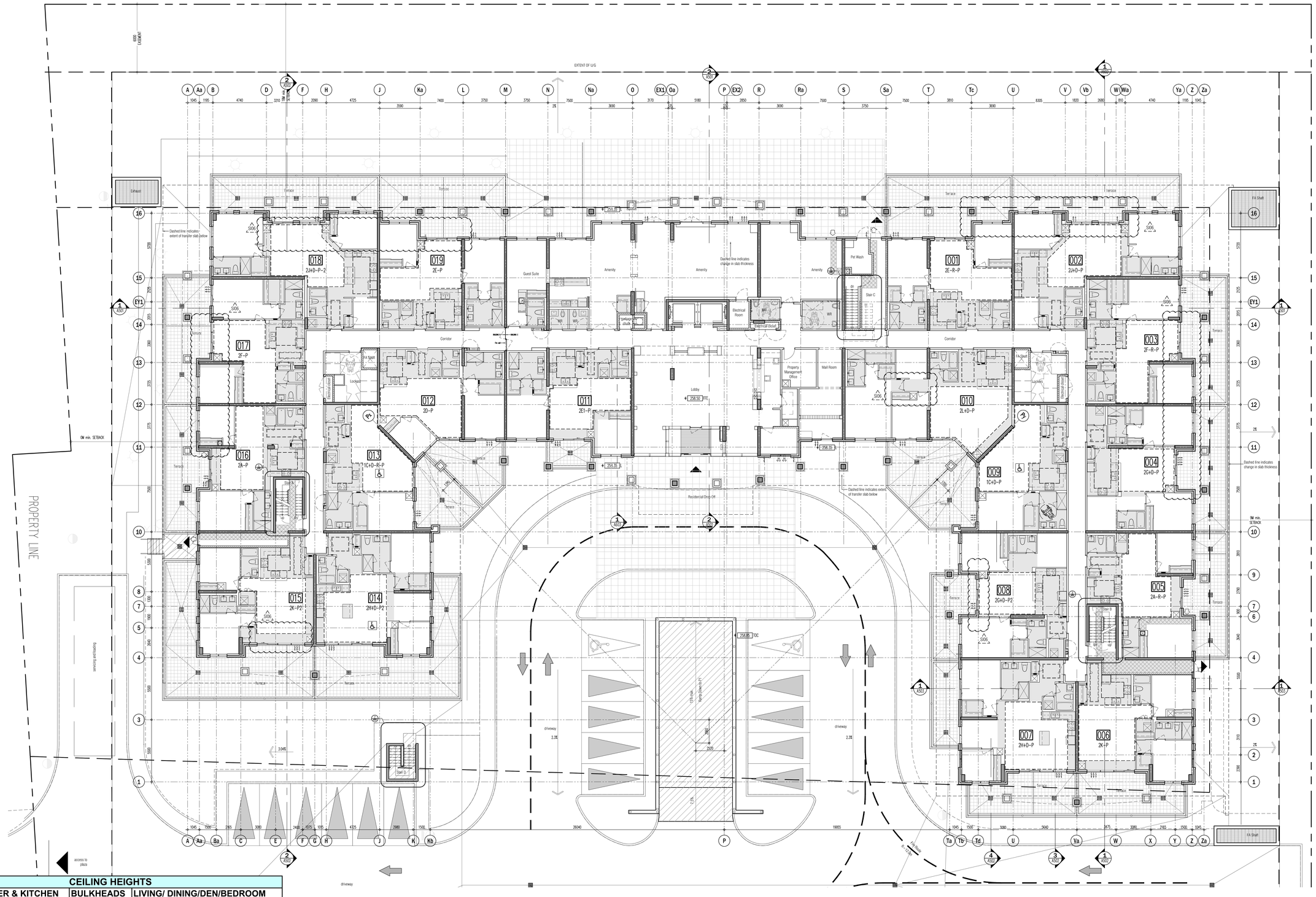

CEILING HEIGHTS			
FLOOR	FOYER & KITCHEN	BULKHEADS	LIVING/ DINING/DEN/BEDROOM
GRD	2950	2750	2950
2ND	2600	2450	SLAB AT 2750
3RD	2600	2450	SLAB AT 2750
4TH	2600	2450	SLAB AT 2750
5TH	2600	2450	SLAB AT 2750 / 2700
6TH	2600	2450	SLAB AT 2750 / 2700
7TH	2900	2750	3050

This drawing, as an instrument of service, is provided by and is the property of Graziani + Corazza Architects Inc. and may not be used and reproduced without our consent. All dimensions and conditions on site must be verified by Graziani + Corazza Architects Inc. of any variations from the supplied information. Graziani + Corazza Architects Inc. is not responsible for the accuracy of survey, structural, mechanical, electrical, etc., engineering information shown on this drawing. Refer to the appropriate engineering drawings before proceeding with the work. Construction must conform to all applicable codes and requirements of the authorities having jurisdiction. Unless otherwise noted, no investigation has been undertaken or reported on by this office in regards to the environmental condition of this site.

This drawing is not to be used for construction purposes until countersigned by the Architect.

This drawing is not to be scaled. All architectural symbols indicated on this drawing are graphic representations only.

01.	FEB.28.2014	issued to city for SPA	B.G.
02.	JUL.9.2014	re-issued to city for SPA	B.G.
03.	SEP.11.2014	re-issued to city for SPA	B.G.
04.	JAN.15.2015	re-issued to city for SPA	B.G.
05.	MAR.15.2015	issued for tender	B.G.
06.	DEC.28.2016	issued for building permit	B.G.
07.	MAY.10.2017	re-issued for building permit	B.G.
08.	MAY.10.2017	Issued for Footings and Foundation Permit	B.G.
10.	JULY.19.2017	Progress for Construction	B.G.
11.	AUG.09.2017	Issue for Construction	B.G.

01. SEPT.06.2017 S106 TRANSOM/BULKHEADS REVISION BG

issued for revisions

GRAZIANI + CORAZZA ARCHITECTS INC.
1220 Sheppard Drive, Suite 100 Mississauga Ontario L4W 1C3
Phone: 905.790.2601 Fax 905.790.2944 www.gc-architects.com

PROPOSED RESIDENTIAL DEVELOPMENT

25 BAKER HILL BLVD.

ROYAL PINES HOMES

STOUFFVILLE ONTARIO

Project Architect:	B.GRAZIANI
Assistant Designer:	R.LINCOLN
Drawn By:	S.G.
Checked By:	D.BIASE
Plot Date:	Aug. 16. 2017
Job #	1136.13

GROUND FLOOR PLAN
OVERALL PLAN

1:100 A301

TITLEBLOCK SIZE: 915 x 1400

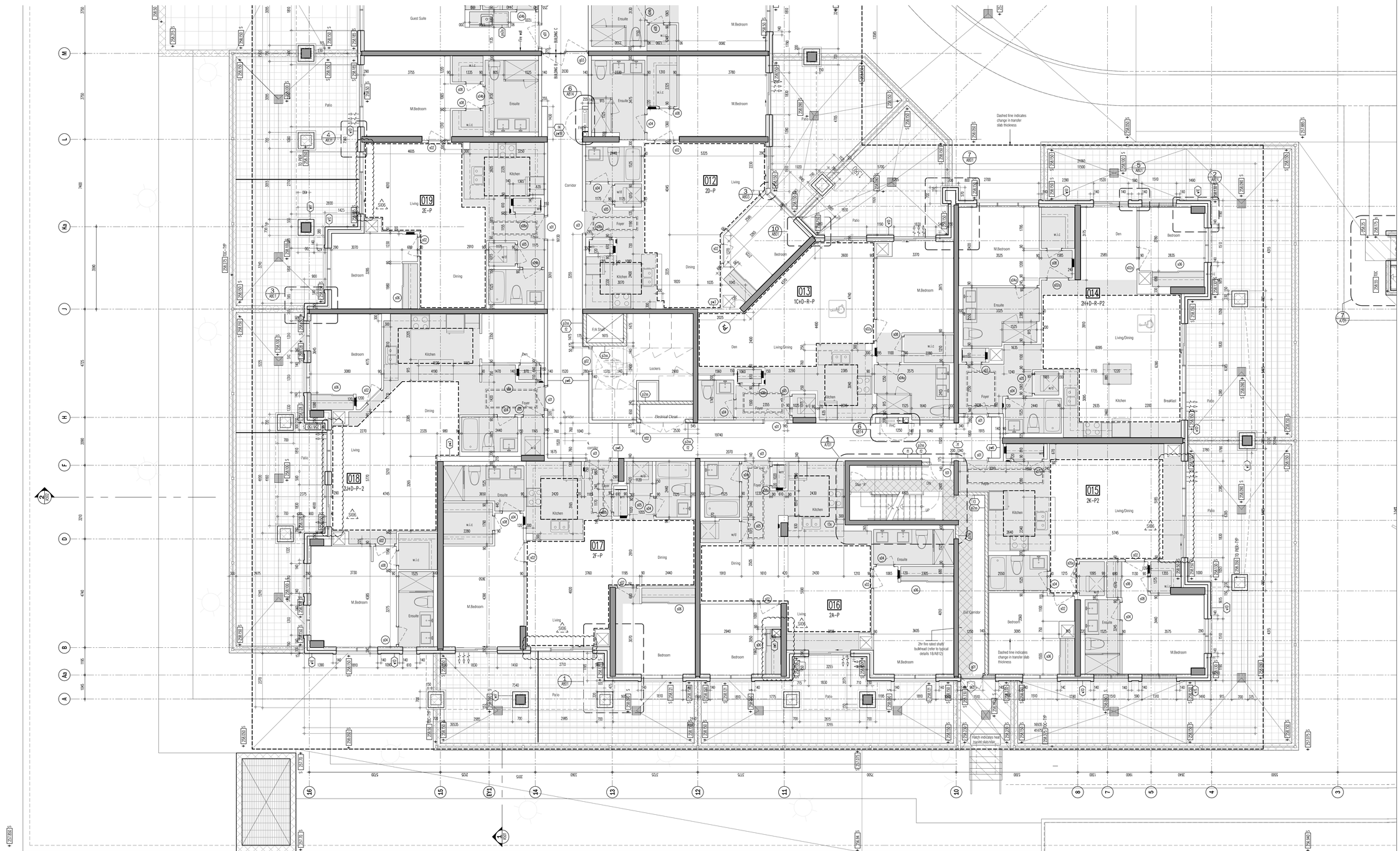

CEILING HEIGHTS			
FLOOR	FOYER & KITCHEN	BULKHEADS	LIVING/ DINING/DEN/BEDROOM
GRD	2950	2750	2950
2ND	2600	2450	SLAB AT 2750
3RD	2600	2450	SLAB AT 2750
4TH	2600	2450	SLAB AT 2750
5TH	2600	2450	SLAB AT 2750 / 2700
6TH	2600	2450	SLAB AT 2750 / 2700
7TH	2900	2750	3050

This drawing, as an instrument of service, is provided by and is the property of Graziani + Corazza Architects Inc. and may not be used and reproduced without our consent. All dimensions and conditions on site must be verified by Graziani + Corazza Architects Inc. of any variations from the supplied information. Graziani + Corazza Architects Inc. is not responsible for the accuracy of survey, structural, mechanical, electrical, etc., engineering information shown on this drawing. Refer to the appropriate engineering drawings before proceeding with the work. Construction must conform to all applicable codes and requirements of the authorities having jurisdiction. Unless otherwise noted, no investigation has been undertaken or reported on by this office in regards to the environmental condition of this site.

This drawing is not to be used for construction purposes until countersigned by the Architect.

This drawing is not to be scaled. All architectural symbols indicated on this drawing are graphic representations only.

01.	FEB.28.2014	issued to city for SPA	B.G.
02.	JUL.9.2014	re-issued to city for SPA	B.G.
03.	SEP.11.2014	re-issued to city for SPA	B.G.
04.	JAN.15.2015	re-issued to city for SPA	B.G.
05.	MAR.15.2015	issued for tender	B.G.
06.	DEC.28.2016	issued for building permit	B.G.
07.	MAY.10.2017	re-issued for building permit	B.G.
08.	MAY.10.2017	Issued for Footings and Foundation Permit	B.G.
10.	JULY.19.2017	Progress for Construction	B.G.
11.	AUG.09.2017	Issue for Construction	B.G.

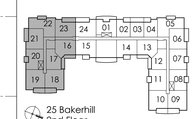

01. SEP.06.2017 S106 TRANSOM/BULKHEADS REVISION BG

issued for revisions

GRAZIANI + CORAZZA ARCHITECTS INC.
1220 Shawson Drive, Suite 100 Mississauga Ontario L4W 1C3
Phone 905.790.2661 Fax 905.790.2994 www.gc-architects.com

PROPOSED RESIDENTIAL DEVELOPMENT

25 BAKER HILL BLVD.

STOUFFVILLE ROYAL PINES HOMES ONTARIO

Project Architect:	B.GRAZIANI
Assistant Designer:	R.LINCOLN
Drawn By:	S.G.
Checked By:	D.BIASE
Plot Date:	Aug. 16. 2017
Job #	1136.13

GROUND FLOOR ENLARGED PART PLAN

1:50

A301a

TITLEBLOCK SIZE: 915 x 1400

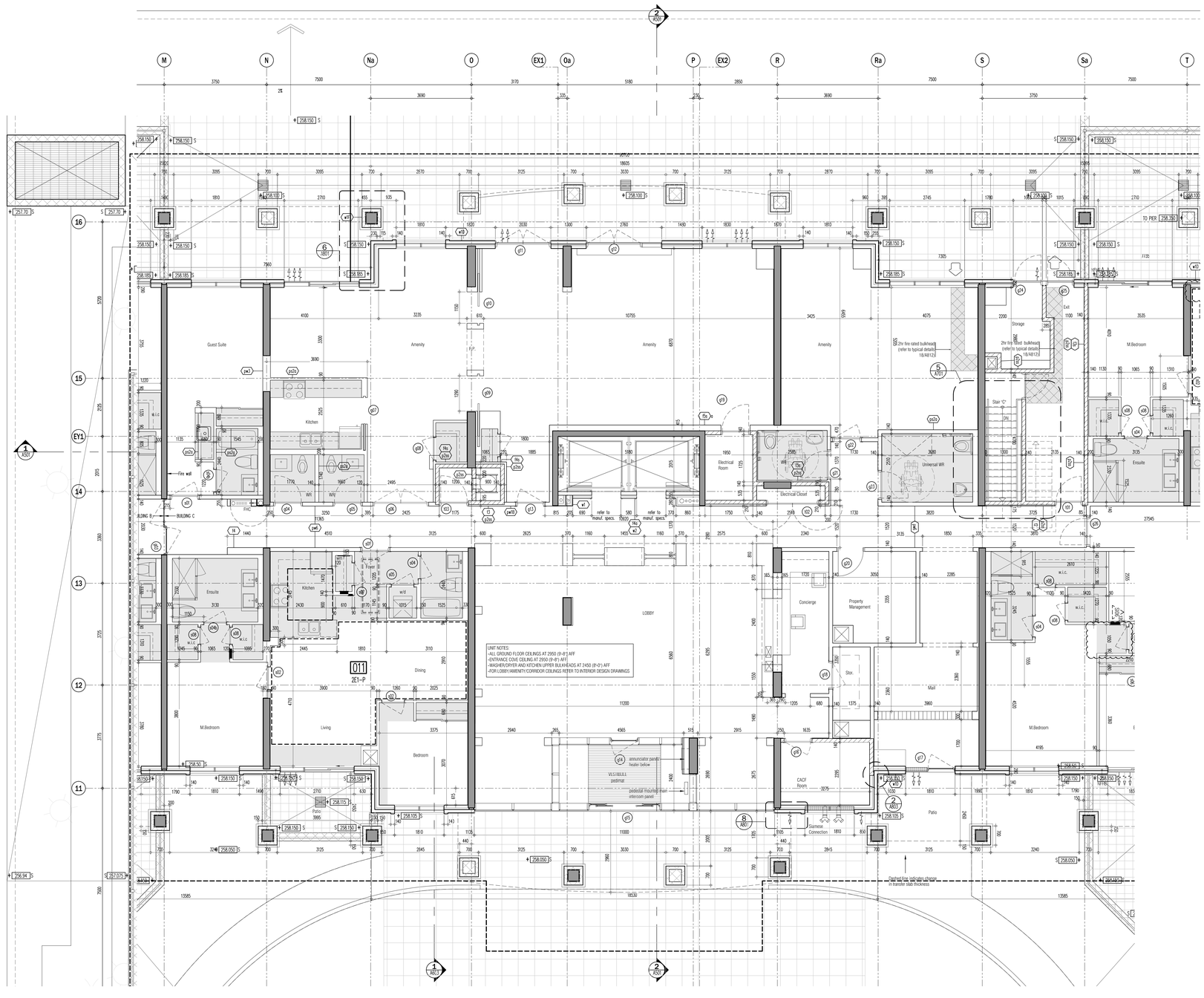

CEILING HEIGHTS			
FLOOR	FOYER & KITCHEN	BULKHEADS	LIVING/ DINING/DEN/BEDROOM
GRD	2950	2750	2950
2ND	2600	2450	SLAB AT 2750
3RD	2600	2450	SLAB AT 2750
4TH	2600	2450	SLAB AT 2750
5TH	2600	2450	SLAB AT 2750 / 2700
6TH	2600	2450	SLAB AT 2750 / 2700
7TH	2900	2750	3050

This drawing, as an instrument of service, is provided by and is the property of Graziani + Corazza Architects Inc. and may not be used or reproduced without permission. All dimensions and conditions on site must be verified by Graziani + Corazza Architects Inc. of any variations from the supplied information. Graziani + Corazza Architects Inc. is not responsible for the accuracy of survey, structural, mechanical, electrical, etc., engineering information shown on this drawing. Refer to the appropriate engineering drawings before proceeding with the work. Construction must conform to all applicable codes and requirements of the authorities having jurisdiction. Unless otherwise noted, no investigation has been undertaken or reported on by this office in regards to the environmental condition of this site.

This drawing is not to be used for construction purposes until countersigned by the Architect.

This drawing is not to be scaled. All architectural symbols indicated on this drawing are graphic representations only.

01.	FEB.28.2014	issued to city for SPA	B.G.
02.	JUL.9.2014	re-issued to city for SPA	B.G.
03.	SEP.11.2014	re-issued to city for SPA	B.G.
04.	JAN.15.2015	re-issued to city for SPA	B.G.
05.	MAR.15.2015	issued for tender	B.G.
06.	DEC.28.2016	issued for building permit	B.G.
07.	MAY.10.2017	re-issued for building permit	B.G.
08.	MAY.10.2017	Issued for Footings and Foundation Permit	B.G.
10.	JULY.19.2017	Progress for Construction	B.G.
11.	AUG.09.2017	Issue for Construction	B.G.

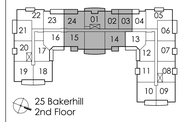

01. SEP.06.2017 S106 TRANSOM/BULKHEADS REVISION BG

Issued for revisions

GRAZIANI + CORAZZA ARCHITECTS INC.
1301 Steeles Drive, Suite 201, Whitmore Ontario L3R 1C3
Phone: 905.795.2601 Fax:905.795.2694 www.gc-architects.com

PROPOSED RESIDENTIAL DEVELOPMENT

25 BAKER HILL BLVD.

ROYAL PINES HOMES

STOUFFVILLE ONTARIO

Project Architect:	B.GRAZIANI
Assistant Designer:	R.LINCOLN
Drawn By:	S.G.
Checked By:	D.BIASE
Plot Date:	Aug. 16. 2017
3DD #:	1136.13

GROUND FLOOR ENLARGED PART PLAN

1:50

A301b

TITLEBLOCK SIZE: 915 x 1400

This drawing, as an instrument of service, is provided by and is the property of Graziani + Corazza Architects Inc. and may not be used and reproduced without our consent. All dimensions and conditions on site must be verified by Graziani + Corazza Architects Inc. of any variations from the supplied information. Graziani + Corazza Architects Inc. is not responsible for the accuracy of survey, structural, mechanical, electrical, etc., engineering information shown on this drawing. Refer to the appropriate engineering drawings before proceeding with the work. Construction must conform to all applicable codes and requirements of the authorities having jurisdiction. Unless otherwise noted, no investigation has been undertaken or reported on by this office in regards to the environmental condition of this site.

This drawing is not to be used for construction purposes until countersigned by the Architect.

This drawing is not to be scaled. All architectural symbols indicated on this drawing are graphic representations only.

01.	FEB.28.2014	issued to city for SPA	B.G.
02.	JUL.9.2014	re-issued to city for SPA	B.G.
03.	SEP.11.2014	re-issued to city for SPA	B.G.
04.	JAN.15.2015	re-issued to city for SPA	B.G.
05.	MAR.15.2015	issued for tender	B.G.
06.	DEC.28.2016	issued for building permit	B.G.
07.	MAY.10.2017	re-issued for building permit	B.G.
08.	MAY.10.2017	Issued for Footings and Foundation Permit	B.G.
10.	JULY.19.2017	Progress for Construction	B.G.
11.	AUG.09.2017	Issue for Construction	B.G.

CEILING HEIGHTS			
FLOOR	FOYER & KITCHEN	BULKHEADS	LIVING/ DINING/DEN/BEDROOM
GRD	2950	2750	2950
2ND	2600	2450	SLAB AT 2750
3RD	2600	2450	SLAB AT 2750
4TH	2600	2450	SLAB AT 2750
5TH	2600	2450	SLAB AT 2750 / 2700
6TH	2600	2450	SLAB AT 2750 / 2700
7TH	2900	2750	3050

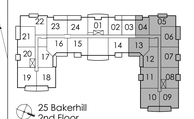

01. SEP.06.2017 S106 TRANSOM/BULKHEADS REVISION BG

Issued for revisions

GRAZIANI + CORAZZA ARCHITECTS INC.
1220 Sheppard Drive, Suite 100, Mississauga Ontario L4W 1C3
Phone 905.795.2601 Fax 905.795.2944 www.gc-architects.com

PROPOSED RESIDENTIAL DEVELOPMENT

25 BAKER HILL BLVD.

ROYAL PINES HOMES

STOUFFVILLE ONTARIO

Project Architect:	B.GRAZIANI
Assistant Designer:	R.LINCOLN
Drawn By:	S.G.
Checked By:	D.BASE
Plot Date:	Aug. 16. 2017
Job #	1136.13

GROUND FLOOR ENLARGED PART PLAN

1:50

A301c

TITLEBLOCK SIZE: 915 x 1400

EAST ELEVATION 2 / A401a
SCALE - 1:100

Legend

	1	125mm precast concrete panel **TYPE 3-c/w thin brick in-lay, Colour 2**
	2	125mm precast concrete panel **TYPE 3-c/w thin brick in-lay, Colour 1**
	3	125 precast panel **TYPE 4-C/W thin stone in-lay, Colour 3 (stone)**
	4	125 precast panel **TYPE 4-C/W thin stone in-lay, Colour 3 (dressed)**
	5	Pre-cast Concrete mullings & frames
	6	Clear Vision Glass windows
	7	Spandrel Glass windows
	8	Glass railings
	9	125 precast panel **Sand blasted finish**

Protection of Operable Windows (3.3.4.8. 2012 OBC)

(1) Except as provided by Sentence (2), operable windows in suites of residential occupancy shall be protected by,

(a) a guard with a minimum height of 1070 mm constructed in accordance with Article 3.3.1.7., or

(b) a mechanism capable of controlling the free swinging or sliding of the operable part of the window so as to limit any clear unobstructed opening to not more than 100 mm measured either vertically or horizontally, where the other dimension is greater than 380 mm.

(2) Windows need not be protected in accordance with Sentence (1) where,

(a) the only opening having greater dimensions than those allowed by Clause (1)(b) is located higher than 1070 mm above the finished floor, or

(b) the bottom edge of the operable portion of the window is located less than 1070 mm above the floor or ground on the other side of the window.

This drawing, as an instrument of service, is provided by and is the property of Graziani + Corazza Architects Inc. and may not be used and reproduced without our consent. We will not be responsible for any changes and discrepancies which may be made without the knowledge of and consent of Graziani + Corazza Architects Inc. and will not be responsible for any changes made by others. Graziani + Corazza Architects Inc. is not responsible for the accuracy of survey, structural, mechanical, electrical, etc., engineering information shown on this drawing. Refer to the appropriate engineering drawings before proceeding with the work. Construction must conform to all applicable codes and requirements of the authorities having jurisdiction. Unless otherwise noted, no investigation has been undertaken or reported on by this office in regards to the environmental condition of the site.

This drawing is not to be used for construction purposes until countersigned by the Architect.

This drawing is not to be scaled. All architectural symbols indicated on this drawing are graphic representations only.

01.	FEB.28.2014	issued to city for SPA	B.G.
02.	JUL.9.2014	re-issued to city for SPA	B.G.
03.	SEP.11.2014	re-issued to city for SPA	B.G.
04.	JAN.15.2015	re-issued to city for SPA	B.G.
05.	MAR.15.2015	issued for tender	B.G.
06.	DEC.28.2016	issued for building permit	B.G.
07.	MAY.10.2017	re-issued for building permit	B.G.
08.	MAY.10.2017	Issued for Footings and Foundation Permit	B.G.
10.	JULY.19.2017	Progress for Construction	B.G.
11.	AUG.09.2017	Issue for Construction	B.G.

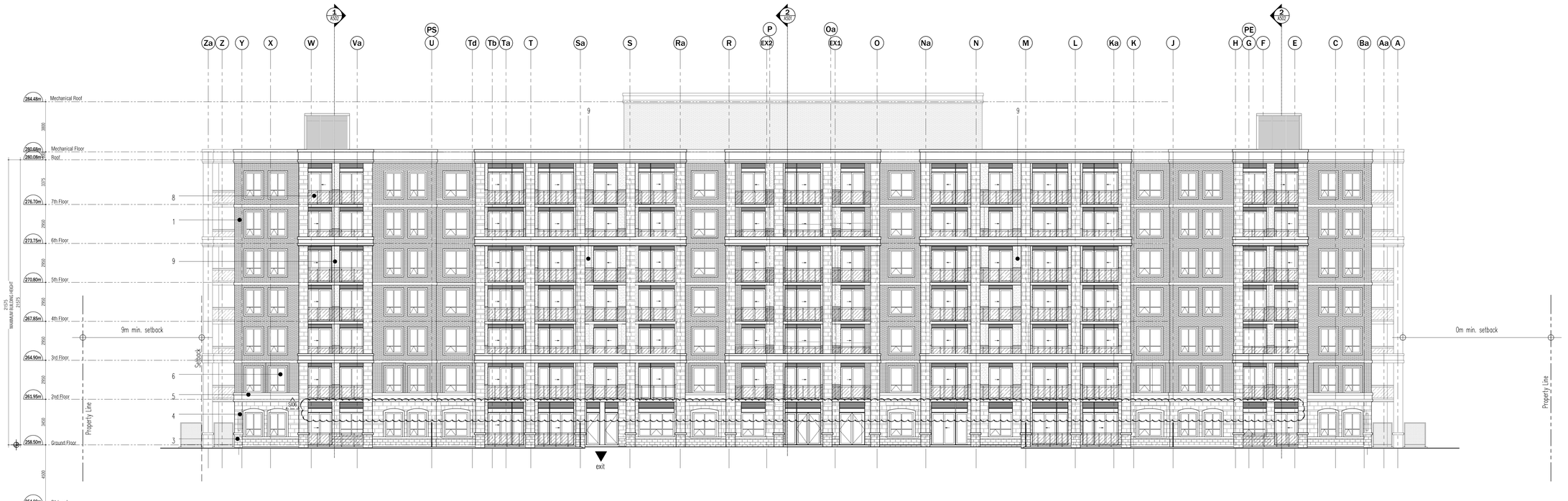

WEST ELEVATION 1 / A401a
SCALE - 1:100

02. SEP.06.2017 S106 TRANSOM/BULKHEADS REVISION BG
01. AUG.21.2017 S103 SANDBLAST PRECAST ON BALCONIES BG
issued for revisions

GRAZIANI CORAZZA ARCHITECTS INC.
1339 Dawson Drive, Suite 100 Mississauga Ontario L4W 1C3
Phone 905.790.2601 Fax 905.790.2944 www.gc-architects.com

PROPOSED RESIDENTIAL DEVELOPMENT

25 BAKER HILL BLVD.

STOUFFVILLE ROYAL PINES HOMES ONTARIO

Project Architect:	B.GRAZIANI
Assistant Designer:	R.LINCOLN
Drawn By:	S.G.
Checked By:	D.BIASE
Plot Date:	Aug. 16. 2017
Job #	1136.13

ELEVATIONS EAST AND WEST

1:100 A401a

TITLEBLOCK SIZE: 915 x 1400

Legend
1 125mm precast concrete panel TYP. 2-c/w thin brick in-log. Colour 2
2 125mm precast concrete panel TYP. 3-c/w thin brick in-log. Colour 1
3 125 precast panel TYP. 4-C/W thin stone in-log. Colour 3 (rocket)
4 125 precast panel TYP. 4-C/W thin stone in-log. Colour 3 (dressed)
5 Pre-cast Concrete mouldings & frames
6 Clear Vision Glass windows
7 Spandrel Glass windows
8 Glass railings
9 125 precast panel Sand blasted finish
Protection of Openable Windows (3.3.4.8. 2012 OBC)
(1) Except as provided by Sentence (2), openable windows in suites of residential occupancy shall be protected by,
(a) a guard with a minimum height of 1070 mm constructed in accordance with Article 3.3.1.17., or
(b) a mechanism capable of controlling the free swinging or sliding of the openable part of the window so as to limit any clear unobstructed opening to not more than 100 mm measured either vertically or horizontally, where the other dimension is greater than 200 mm.
(2) Windows need not be protected in accordance with Sentence (1) where,
(a) the only opening having greater dimensions than those allowed by Clause (1)(b) is located higher than 1070 mm above the finished floor, or
(b) the bottom edge of the openable portion of the window is located less than 1800 mm above the floor or ground on the other side of the window.
P4 1 P5 3 P6 4 5 7 8 P8 10 P11 11 12 P13 13 P14 14 EY1 P16 15 16
1 A001
284.48m Mechanical Roof
280.68m Mechanical Floor
280.08m Roof
276.70m 7th Floor
273.75m 6th Floor
270.80m 5th Floor
267.85m 4th Floor
264.90m 3rd Floor
261.95m 2nd Floor
258.50m Ground Floor
254.00m P1 Level
3800 3375 2950 2950 2950 2950 2950 2950 3450 4650
21375 MAXIMUM BUILDING HEIGHT
28m min. setback
18m min. setback
Property Line
Setback
6500 Driveway
exit
6000 easement
Baker Hill Blvd.
NORTH ELEVATION 1 SCALE - 1:100 A401b
This drawing, as an instrument of service, is provided by and is the property of Graziani + Corazza Architects Inc. and may not be used or reproduced without permission. All designs and construction must comply with the Ontario Building Code. Graziani + Corazza Architects Inc. and its consultants shall not be responsible for any deviation from the construction documents. Graziani + Corazza Architects Inc. shall not be responsible for any construction by the owner or any other persons not employed by Graziani + Corazza Architects Inc. Graziani + Corazza Architects Inc. is not responsible for any errors or omissions in the information provided by the owner or his consultants. Graziani + Corazza Architects Inc. is not responsible for the accuracy of survey, structural, mechanical, electrical, etc., engineering information shown on this drawing. Refer to the appropriate engineering drawings before proceeding with the work. Construction must conform to all applicable codes and requirements of the authorities having jurisdiction. Unless otherwise noted, no investigation has been undertaken or reported on by this office in regards to the environmental condition of this site.
This drawing is not to be used for construction purposes until countersigned by the Architect.
This drawing is not to be scaled. All architectural symbols indicated on this drawing are graphic representations only.
01. FEB.28.2014 issued to city for SPA B.G.
02. JUL.9.2014 re-issued to city for SPA B.G.
03. SEP.11.2014 re-issued to city for SPA B.G.
04. JAN.15.2015 re-issued to city for SPA B.G.
05. MAR.15.2015 issued for tender B.G.
06. DEC.28.2016 issued for building permit B.G.
07. MAY.10.2017 re-issued for building permit B.G.
08. MAY.10.2017 Issued for Footings and Foundation Permit B.G.
10. JULY.19.2017 Progress for Construction B.G.
11. AUG.09.2017 Issue for Construction B.G.
P16 15 EY1 P14 14 P13 13 12 P11 11 P8 10 9 7 6 P6 4 P5 3 2 P4 1
1 A001 2 A002 3 A003
284.48m Mechanical Roof
280.68m Mechanical Floor
280.08m Roof
276.70m 7th Floor
273.75m 6th Floor
270.80m 5th Floor
267.85m 4th Floor
264.90m 3rd Floor
261.95m 2nd Floor
258.50m Ground Floor
254.00m P1 Level
3800 3375 2950 2950 2950 2950 2950 2950 3450 4650
21375 MAXIMUM BUILDING HEIGHT
18m min. setback
28m min. setback
Vertical Plane
45°
Property Line
Setback
6000 easement
6500 Driveway
exit
Baker Hill Blvd.
SOUTH ELEVATION 1 SCALE - 1:100 A401b
02. SEPT.06.2017 S106 TRANSOM/BULKHEADS REVISION BG
01. AUG.21.2017 S103 SANDBLAST PRECAST ON BALCONIES BG
issued for revisions
GRAZIANI + CORAZZA ARCHITECTS INC.
1220 Sheppard Drive, Suite 100 Mississauga Ontario L4W 1C3
Phone: 905.790.2601 Fax:905.790.2944 www.gc-architects.com
PROPOSED RESIDENTIAL DEVELOPMENT
25 BAKER HILL BLVD.
STOUFFVILLE ROYAL PINES HOMES ONTARIO
Project Architect: B.GRAZIANI
Assistant Designer: R.LINCOLN
Drawn By: S.G.
Checked By: D.BIASE
Plot Date: Aug. 16. 2017
Job # 1136.13
ELEVATIONS NORTH AND SOUTH
1:100 A401b
TITLEBLOCK SIZE: 915 x 1400

Legend

	1	125mm precast concrete panel **TYP. 2-c/w thin brick in-leg, Colour 2**
	2	125mm precast concrete panel **TYP. 3-c/w thin brick in-leg, Colour 1**
	3	125 precast panel **TYP. 4-C/W thin stone in-leg, Colour 3 (rocked)**
	4	125 precast panel **TYP. 4-C/W thin stone in-leg, Colour 3 (dressed)**
	5	Pre-cast Concrete moldings & frames
	6	Clear Vision Glass windows
	7	Spandrel Glass windows
	8	Glass railings
	9	125 precast panel **Sand blasted finish**

Protection of Openable Windows (3.3.4.8. 2012 OBC)

(1) Except as provided by Sentence (2), openable windows in suites of residential occupancy shall be protected by,

(a) a guard with a minimum height of 1070 mm constructed in accordance with Article 3.3.1.17., or

(b) a mechanism capable of controlling the free swinging or sliding of the openable part of the window so as to limit any clear unobstructed opening to not more than 100 mm measured either vertically or horizontally, where the other dimension is greater than 260 mm.

(2) Windows need not be protected in accordance with Sentence (1) where,

(a) the only opening having greater dimensions than those allowed by Clause (1)(b) is located higher than 1070 mm above the finished floor, or

(b) the bottom edge of the openable portion of the window is located less than 1800 mm above the floor or ground on the other side of the window.

COURTYARD NORTH FACING ELEVATION 1 / A401c
SCALE - 1:100

COURTYARD SOUTH FACING ELEVATION 1 / A401c
SCALE - 1:100

This drawing, as an instrument of service, is provided by and is the property of Graziani + Corazza Architects Inc. and may not be used or reproduced without the consent of Graziani + Corazza Architects Inc. All rights reserved. Graziani + Corazza Architects Inc. is not responsible for the accuracy of survey, structural, mechanical, electrical, etc., engineering information shown on this drawing. Refer to the appropriate engineering drawings before proceeding with the work. Construction must conform to all applicable codes and requirements of the authorities having jurisdiction. Unless otherwise noted, no investigation has been undertaken or reported on by this office in regards to the environmental condition of this site.

This drawing is not to be used for construction purposes until countersigned by the Architect.

This drawing is not to be scaled. All architectural symbols indicated on this drawing are graphic representations only.

01.	FEB.28.2014	issued to city for SPA	B.G.
02.	JUL.9.2014	re-issued to city for SPA	B.G.
03.	SEP.11.2014	re-issued to city for SPA	B.G.
04.	JAN.15.2015	re-issued to city for SPA	B.G.
05.	MAR.15.2015	issued for tender	B.G.
06.	DEC.28.2016	issued for building permit	B.G.
07.	MAY.10.2017	re-issued for building permit	B.G.
08.	MAY.10.2017	Issued for Footings and Foundation Permit	B.G.
10.	JULY.19.2017	Progress for Construction	B.G.
11.	AUG.09.2017	Issue for Construction	B.G.

02. SEPT.06.2017 S106 TRANSOM/BULKHEADS REVISION BG
01. AUG.21.2017 S103 SANDBLAST PRECAST ON BALCONIES BG

issued for revisions

GRAZIANI + CORAZZA ARCHITECTS INC.
1220 Sheppard Drive, Suite 100 Mississauga Ontario L4W 1C3
Phone. 905.790.2601 Fax.905.790.2944 www.gc-architects.com

PROPOSED RESIDENTIAL DEVELOPMENT

25 BAKER HILL BLVD.

STOUFFVILLE ROYAL PINES HOMES ONTARIO

Project Architect:	B.GRAZIANI
Assistant Designer:	R.LINCOLN
Drawn By:	S.G.
Checked By:	D.BIASE
Plot Date:	Aug. 16. 2017
Job #	1136.13

COURTYARD ELEVATIONS NORTH AND SOUTH FACING

1:100 A401c

TITLEBLOCK SIZE: 915 x 1400

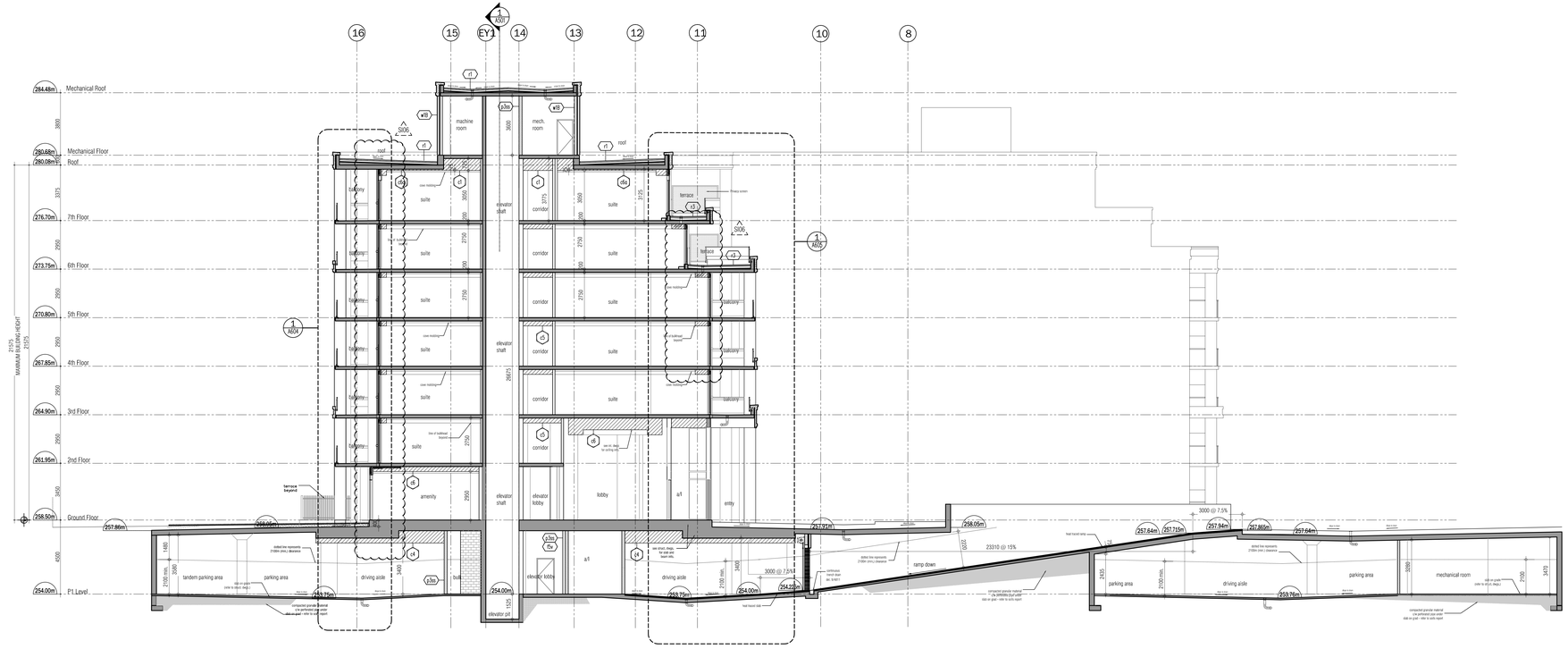

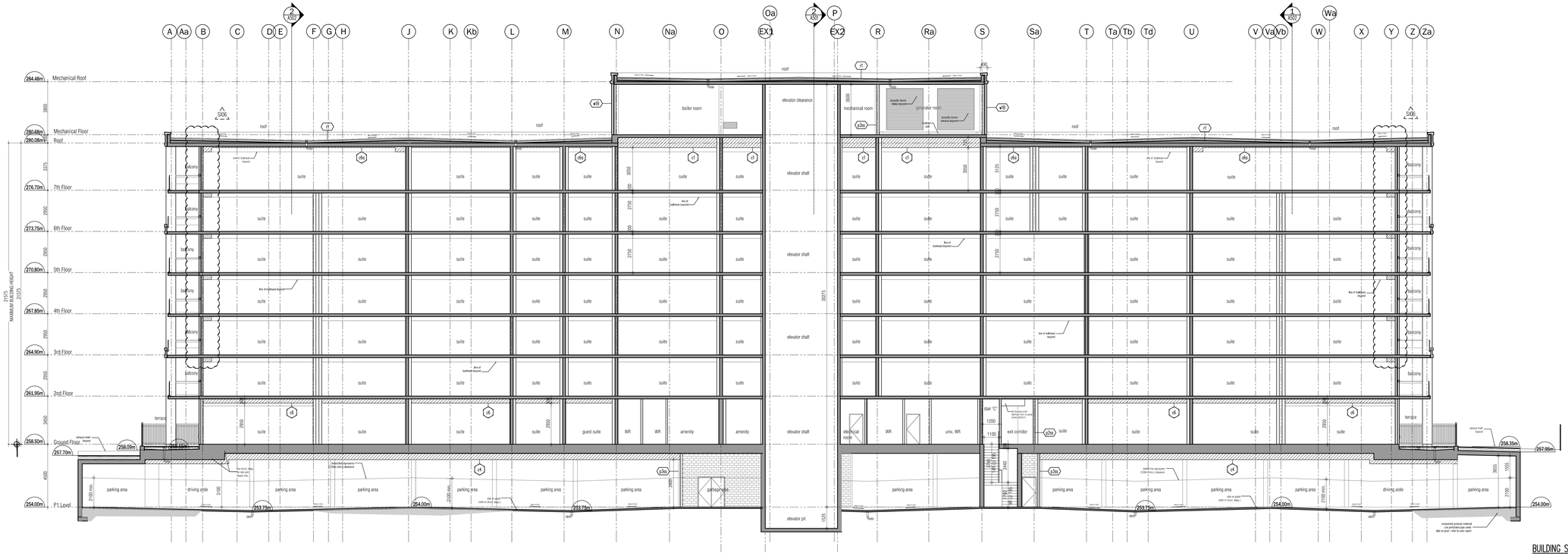

This drawing, as an instrument of service, is provided by and is the property of Graziani + Corazza Architects Inc. and may not be used or reproduced without the consent of Graziani + Corazza Architects Inc. The Contractor shall verify and is responsible for all dimensions and conditions on site. Graziani + Corazza Architects Inc. will not be responsible for any discrepancies in this drawing. Graziani + Corazza Architects Inc. to be notified immediately of any variations from the supplied information. Graziani + Corazza Architects Inc. is not responsible for the accuracy of survey, structural, mechanical, electrical, etc., engineering information shown on this drawing. Refer to the appropriate engineering drawings before proceeding with the work. Construction must conform to all applicable codes and requirements of the authorities having jurisdiction. Unless otherwise noted, no investigation has been undertaken or reported on by this office in regards to the environmental condition of this site.

This drawing is not to be used for construction purposes until countersigned by the Architect.

This drawing is not to be scaled. All architectural symbols indicated on this drawing are graphic representations only.

01.	FEB.28.2014	issued to city for SPA	B.G.
02.	JUL.9.2014	re-issued to city for SPA	B.G.
03.	SEP.11.2014	re-issued to city for SPA	B.G.
04.	JAN.15.2015	re-issued to city for SPA	B.G.
05.	MAR.15.2015	issued for tender	B.G.
06.	DEC.28.2016	issued for building permit	B.G.
07.	MAY.10.2017	re-issued for building permit	B.G.
08.	MAY.10.2017	Issued for Footings and Foundation Permit	B.G.
10.	JULY.19.2017	Progress for Construction	B.G.
11.	AUG.09.2017	Issue for Construction	B.G.

03.	SEP.06.2017	S106 TRANSOM/BULKHEADS REVISION	BG
02.	AUG.25.2017	S104 EXTENDED GRD. STRUCTURAL SOFFIT	BG
01.	AUG.21.2017	S103 SANDBLAST PRECAST ON BALCONIES	BG

issued for revisions

GRAZIANI CORAZZA ARCHITECTS INC.
1220 Shawson Drive, Suite 700 Mississauga Ontario L4W 1C3
Phone. 905.790.2661 Fax.905.790.2944 www.gc-architects.com

PROPOSED RESIDENTIAL DEVELOPMENT

25 BAKER HILL BLVD.

STOUFFVILLE ROYAL PINES HOMES ONTARIO

Project Architect:	B.GRAZIANI
Assistant Designer:	R.LINCOLN
Drawn By:	S.G.
Checked By:	D.BIASE
Plot Date:	Aug. 16. 2017
Job #	1136.13

Building Section

1:100 A501

TITLEBLOCK SIZE: 915 x 1400

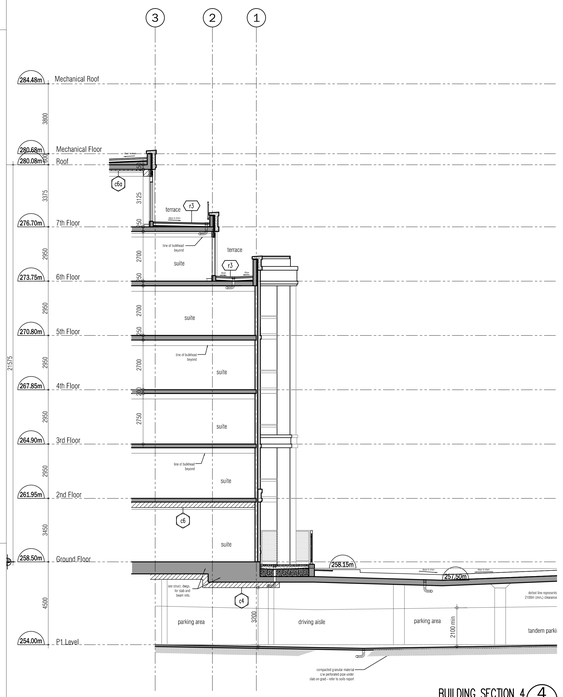

BUILDING SECTION 4 (4) A502
SCALE - 1:100

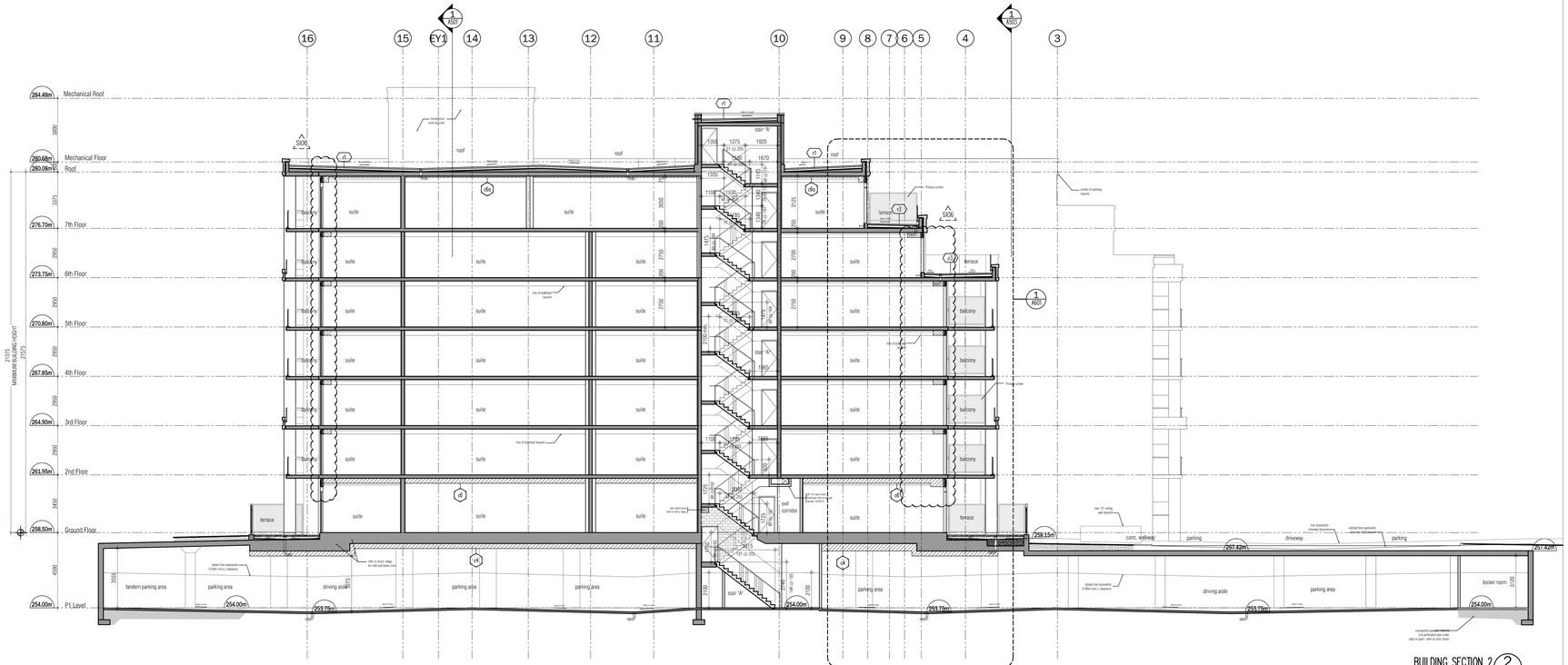

BUILDING SECTION 2 (2) A502
SCALE - 1:100

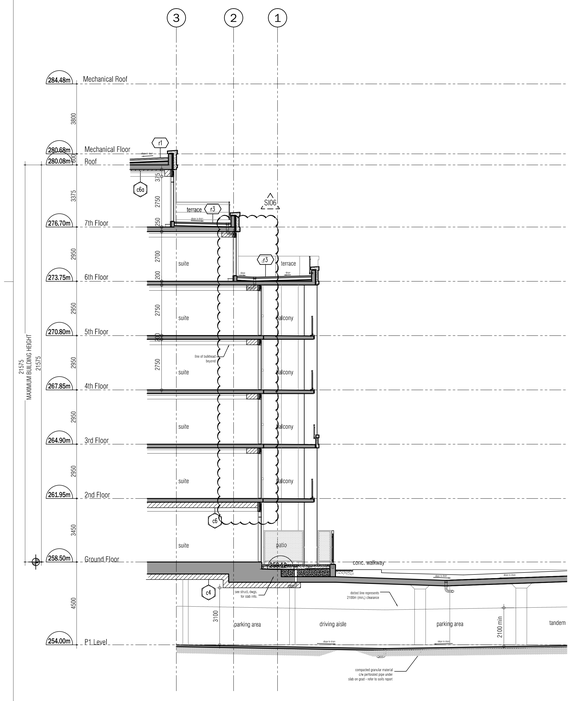

BUILDING SECTION 3 (3) A502
SCALE - 1:100

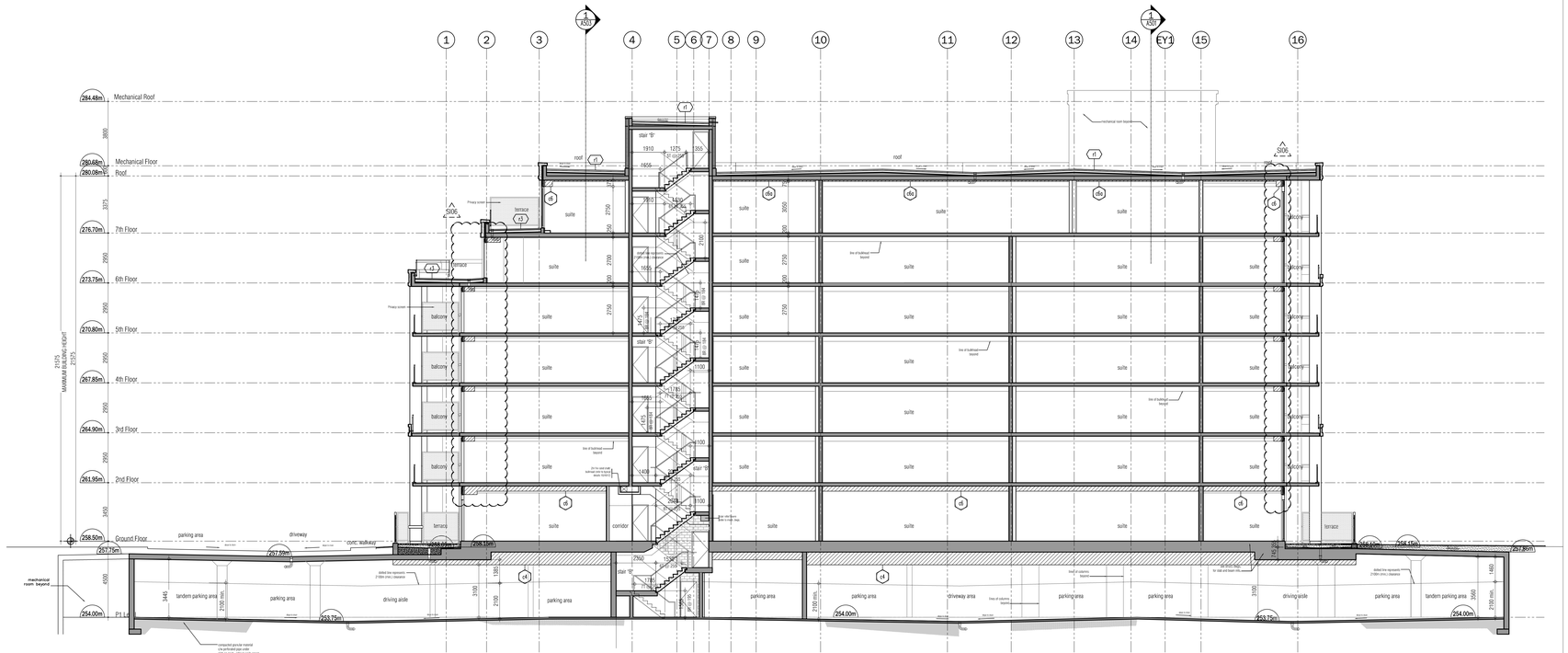

BUILDING SECTION 1 (1) A502
SCALE - 1:100

This drawing, as an instrument of service, is provided by and is the property of Graziani + Corazza Architects Inc. and may not be used without the Architect's written consent and shall be returned upon request. Graziani + Corazza Architects Inc. of any variations from the supplied information. Graziani + Corazza Architects Inc. is not responsible for the accuracy of survey, structural, mechanical, electrical, etc., engineering information shown on this drawing. Refer to the appropriate engineering drawings before proceeding with the work. Construction must conform to all applicable codes and requirements of the authorities having jurisdiction. Unless otherwise noted, no investigation has been undertaken or reported on by this office in regards to the environmental condition of this site.

This drawing is not to be used for construction purposes until countersigned by the Architect.

This drawing is not to be scaled. All architectural symbols indicated on this drawing are graphic representations only.

01.	FEB.28.2014	issued to city for SPA	B.G.
02.	JUL.9.2014	re-issued to city for SPA	B.G.
03.	SEP.11.2014	re-issued to city for SPA	B.G.
04.	JAN.15.2015	re-issued to city for SPA	B.G.
05.	MAR.15.2015	issued for tender	B.G.
06.	DEC.28.2016	issued for building permit	B.G.
07.	MAY.10.2017	re-issued for building permit	B.G.
08.	MAY.10.2017	Issued for Footings and Foundation Permit	B.G.
10.	JULY.19.2017	Progress for Construction	B.G.
11.	AUG.09.2017	Issue for Construction	B.G.

02.	SEP1.06.2017	S106 TRANSOM/BULKHEADS REVISION	BG
01.	AUG.21.2017	S103 SANDBLAST PRECAST ON BALCONIES	BG

issued for revisions

GRAZIANI + CORAZZA ARCHITECTS INC.
1220 Shawson Drive, Suite 700 Mississauga Ontario L4W 1C3
Phone 905.790.2661 Fax 905.790.2994 www.gc-architects.com

PROPOSED RESIDENTIAL DEVELOPMENT

25 BAKER HILL BLVD.

ROYAL PINES HOMES

STOUFFVILLE ONTARIO

Project Architect:	B.GRAZIANI
Assistant Designer:	R.LINCOLN
Drawn By:	S.G.
Checked By:	D.BIASE
Plot Date:	Aug. 16. 2017
Job #	1136.13

Building Sections

1:100 A502

TITLEBLOCK SIZE: 915 x 1400

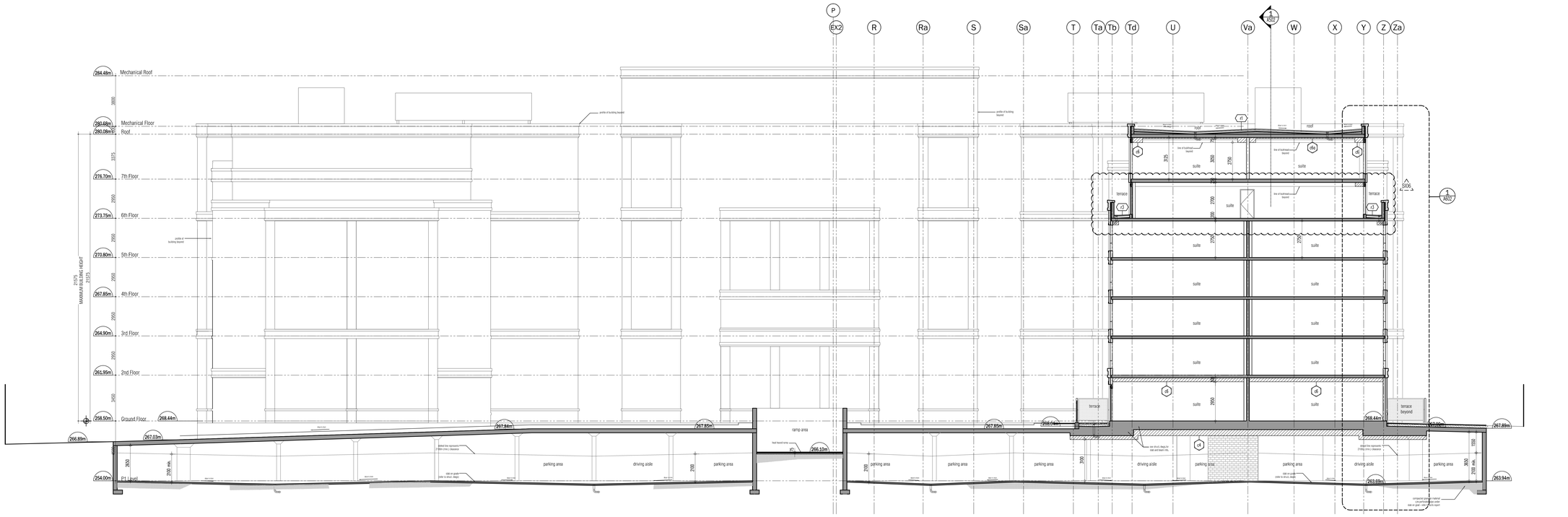

BUILDING SECTION 1 — 1 / A503
SCALE = 1:100

This drawing, as an instrument of service, is provided by and is the property of Graziani + Corazza Architects Inc. and may not be used without the Architect's consent. All dimensions are to be verified on site by the Graziani + Corazza Architects Inc. of any variations from the supplied information. Graziani + Corazza Architects Inc. is not responsible for the accuracy of survey, structural, mechanical, electrical, etc., engineering information shown on this drawing. Refer to the appropriate engineering drawings before proceeding with the work. Construction must conform to all applicable codes and requirements of the authorities having jurisdiction. Unless otherwise noted, no investigation has been undertaken or reported on by this office in regards to the environmental condition of this site.

This drawing is not to be used for construction purposes until countersigned by the Architect.

This drawing is not to be scaled. All architectural symbols indicated on this drawing are graphic representations only.

01.	FEB.28.2014	issued to city for SPA	B.G.
02.	JUL.9.2014	re-issued to city for SPA	B.G.
03.	SEP.11.2014	re-issued to city for SPA	B.G.
04.	JAN.15.2015	re-issued to city for SPA	B.G.
05.	MAR.15.2015	issued for tender	B.G.
06.	DEC.28.2016	issued for building permit	B.G.
07.	MAY.10.2017	re-issued for building permit	B.G.
08.	MAY.10.2017	Issued for Footings and Foundation Permit	B.G.
10.	JULY.19.2017	Progress for Construction	B.G.
11.	AUG.09.2017	Issue for Construction	B.G.

01. SEPT.06.2017 S106 TRANSOM/BULKHEADS REVISION BG

issued for revisions

GRAZIANI
CORAZZA
ARCHITECTS INC.

1220 Shawson Drive, Suite 100 Mississauga Ontario L4W 1C3
Phone 905.790.2601 Fax 905.790.2944 www.gc-architects.com

PROPOSED RESIDENTIAL DEVELOPMENT

25 BAKER HILL BLVD.

ROYAL PINES HOMES

STOUFFVILLE ONTARIO

Project Architect:	B.GRAZIANI
Assistant Designer:	R.LINCOLN
Drawn By:	S.G.
Checked By:	D.BIASE
Plot Date:	Aug. 16. 2017
Job #	1136.13

Building Section

AS NOTED A503

TITLEBLOCK SIZE: 915 x 1400

WALL SECTION 1 CONTINUED 1 / A601
SCALE - 1:20

WALL SECTION 1 1 / A601
SCALE - 1:20

This drawing, as an instrument of service, is provided by and is the property of Graziani + Corazza Architects Inc. and may be used only and solely for the project being built with respect to which it was prepared. Graziani + Corazza Architects Inc. of any variations from the supplied information. Graziani + Corazza Architects Inc. is not responsible for the accuracy of survey, structural, mechanical, electrical, etc., engineering information shown on this drawing. Refer to the appropriate engineering drawings before proceeding with the work. Construction must conform to all applicable codes and requirements of the authorities having jurisdiction. Unless otherwise noted, no investigation has been undertaken or reported on by this office in regards to the environmental condition of this site.

This drawing is not to be used for construction purposes until countersigned by the Architect.

This drawing is not to be scaled. All architectural symbols indicated on this drawing are graphic representations only.

01.	FEB.28.2014	issued to city for SPA	B.G.
02.	JUL.9.2014	re-issued to city for SPA	B.G.
03.	SEP.11.2014	re-issued to city for SPA	B.G.
04.	JAN.15.2015	re-issued to city for SPA	B.G.
05.	MAR.15.2015	issued for tender	B.G.
06.	DEC.28.2016	issued for building permit	B.G.
07.	MAY.10.2017	re-issued for building permit	B.G.
08.	MAY.10.2017	Issued for Footings and Foundation Permit	B.G.
10.	JULY.19.2017	Progress for Construction	B.G.
11.	AUG.09.2017	Issue for Construction	B.G.

02.	SEP.06.2017	S106 TRANSOM/BULKHEADS REVISION BG
01.	AUG.21.2017	S103 SANDBLAST PRECAST ON BALCONIES BG

issued for revisions

GRAZIANI + CORAZZA ARCHITECTS INC.
1320 Dranoel Drive, Suite 100, Mississauga Ontario L4W 1C3
Phone. 905.795.2601 Fax.905.795.2844 www.gc-architects.com

PROPOSED RESIDENTIAL DEVELOPMENT

25 BAKER HILL BLVD.

ROYAL PINES HOMES

STOUFFVILLE ONTARIO

Project Architect:	B.GRAZIANI
Assistant Designer:	R.LINCOLN
Drawn By:	S.G.
Checked By:	D.BIASE
Plot Date:	Sep. 6, 2017
Job #	1136.13

Wall Section

1:20 A601

TITLEBLOCK SIZE: 915 x 1400

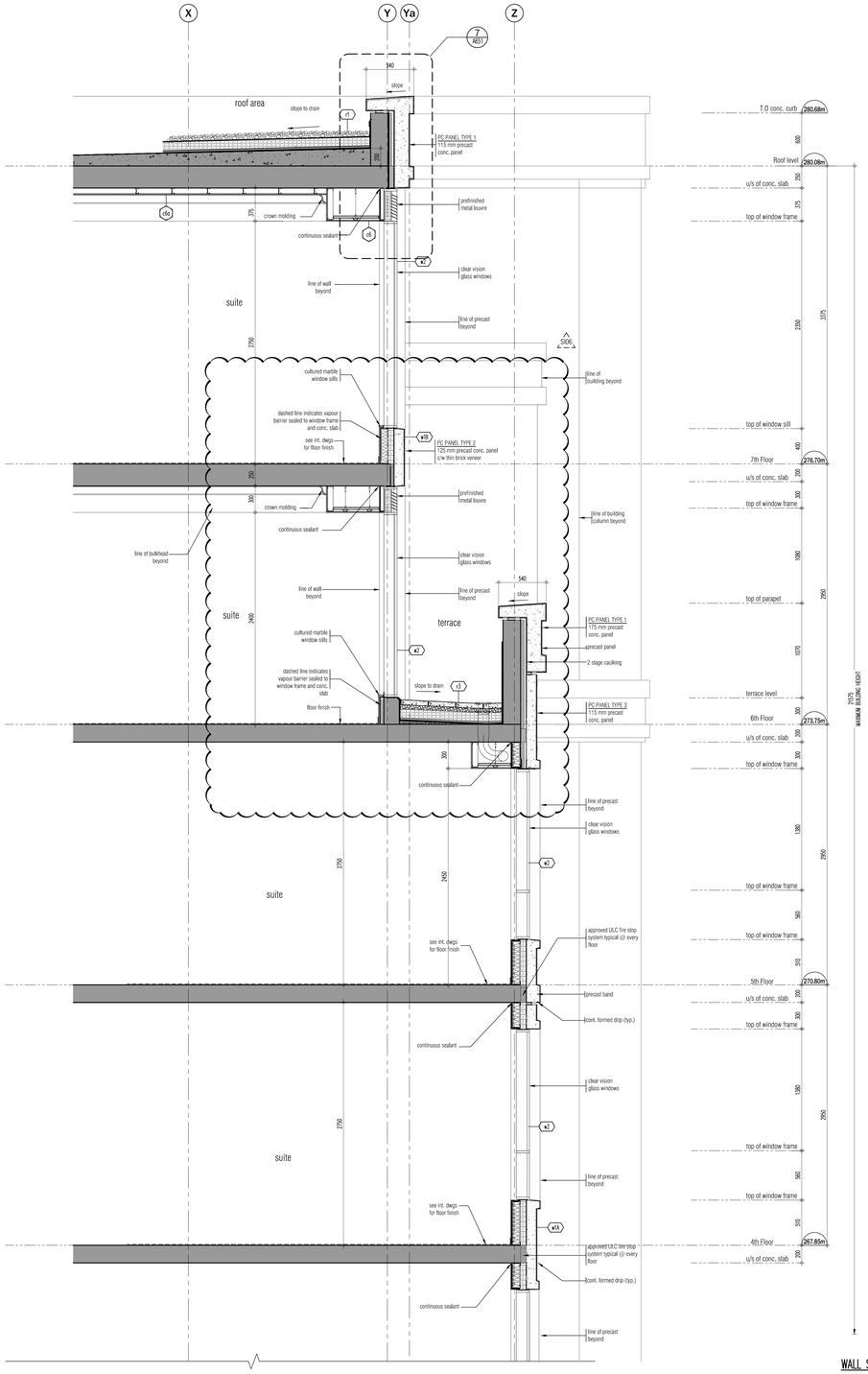

WALL SECTION 1 CONTINUED 1 A602
SCALE - 1:20

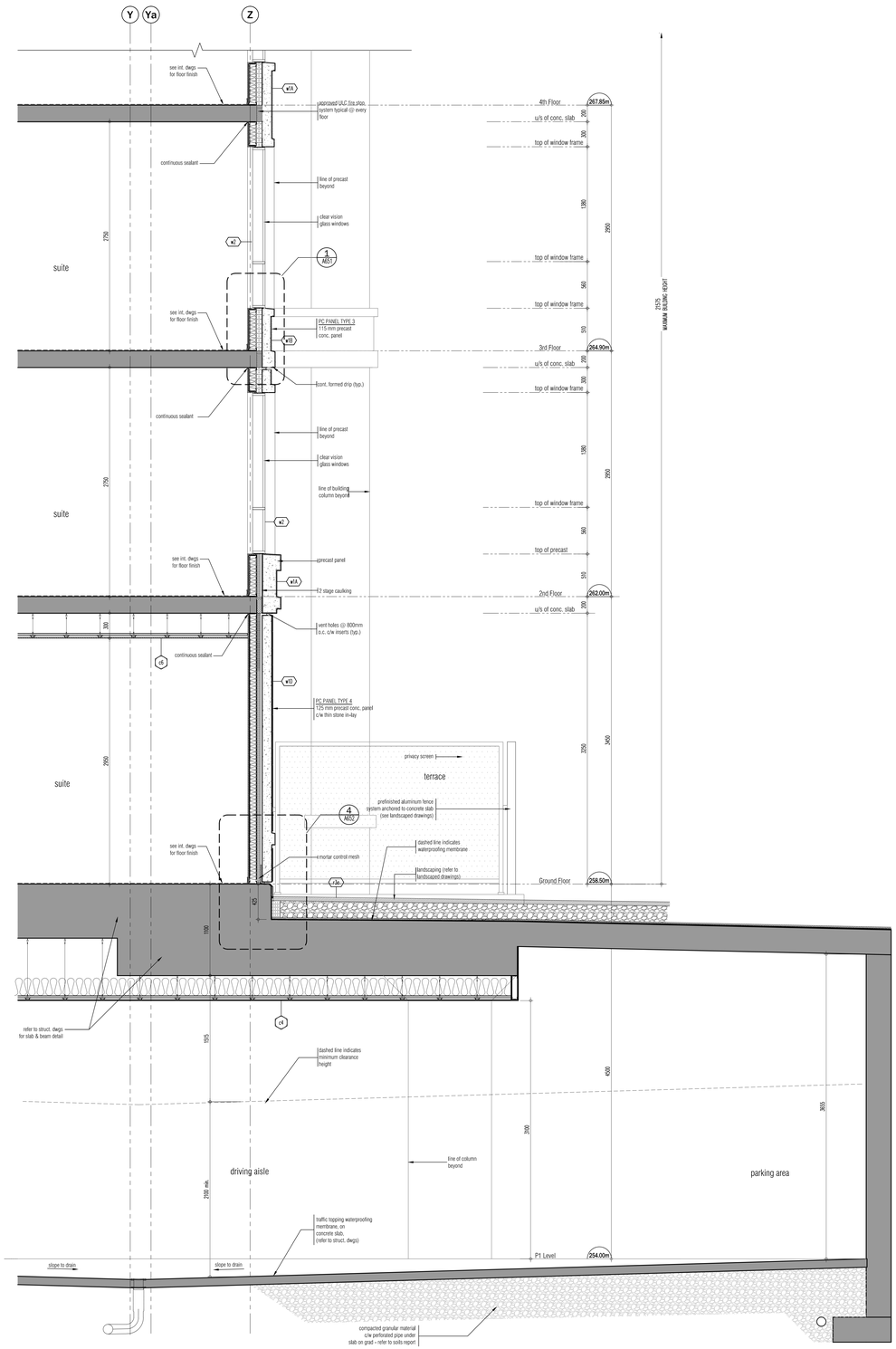

WALL SECTION 1 1 A602
SCALE - 1:20

This drawing as an instrument of service, is provided by and is the property of Graziani + Corazza Architects Inc. and may not be used or reproduced without the consent of Graziani + Corazza Architects Inc. and is subject to return upon request. Graziani + Corazza Architects Inc. will not be responsible for any variations from the supplied information. Graziani + Corazza Architects Inc. is not responsible for the accuracy of surveys, structural, mechanical, electrical, etc., engineering information shown on this drawing. Refer to the appropriate engineering drawings before proceeding with the work. Construction must conform to all applicable codes and requirements of the authorities having jurisdiction. Unless otherwise noted, no investigation has been undertaken or reported on by this office in regards to the environmental condition of this site.

This drawing is not to be used for construction purposes until countersigned by the Architect.

This drawing is not to be scaled. All architectural symbols indicated on this drawing are graphic representations only.

01.	FEB.28.2014	issued to city for SPA	B.G.
02.	JUL.9.2014	re-issued to city for SPA	B.G.
03.	SEP.11.2014	re-issued to city for SPA	B.G.
04.	JAN.15.2015	re-issued to city for SPA	B.G.
05.	MAR.15.2015	issued for tender	B.G.
06.	DEC.28.2016	issued for building permit	B.G.
07.	MAY.10.2017	re-issued for building permit	B.G.
08.	MAY.10.2017	Issued for Footings and Foundation Permit	B.G.
10.	JULY.19.2017	Progress for Construction	B.G.
11.	AUG.09.2017	Issue for Construction	B.G.

01. SEPT.06.2017 S106 TRANSOM/BULKHEADS REVISION BG

issued for revisions

GRAZIANI + CORAZZA ARCHITECTS INC.

1220 Sheppard Ave., Suite 300 Mississauga Ontario L4W 1C3
Phone. 905.795.2601 Fax.905.795.2744 www.gc-architects.com

PROPOSED RESIDENTIAL DEVELOPMENT

25 BAKER HILL BLVD.

ROYAL PINES HOMES

STOUFFVILLE ONTARIO

Project Architect:	B.GRAZIANI
Assistant Designer:	R.LINCOLN
Drawn By:	S.G.
Checked By:	D.BIASE
Plot Date:	Sept. 6, 2017
Job #	1136.13

Wall Section

1:20 A602

TITLEBLOCK SIZE: 915 x 1400

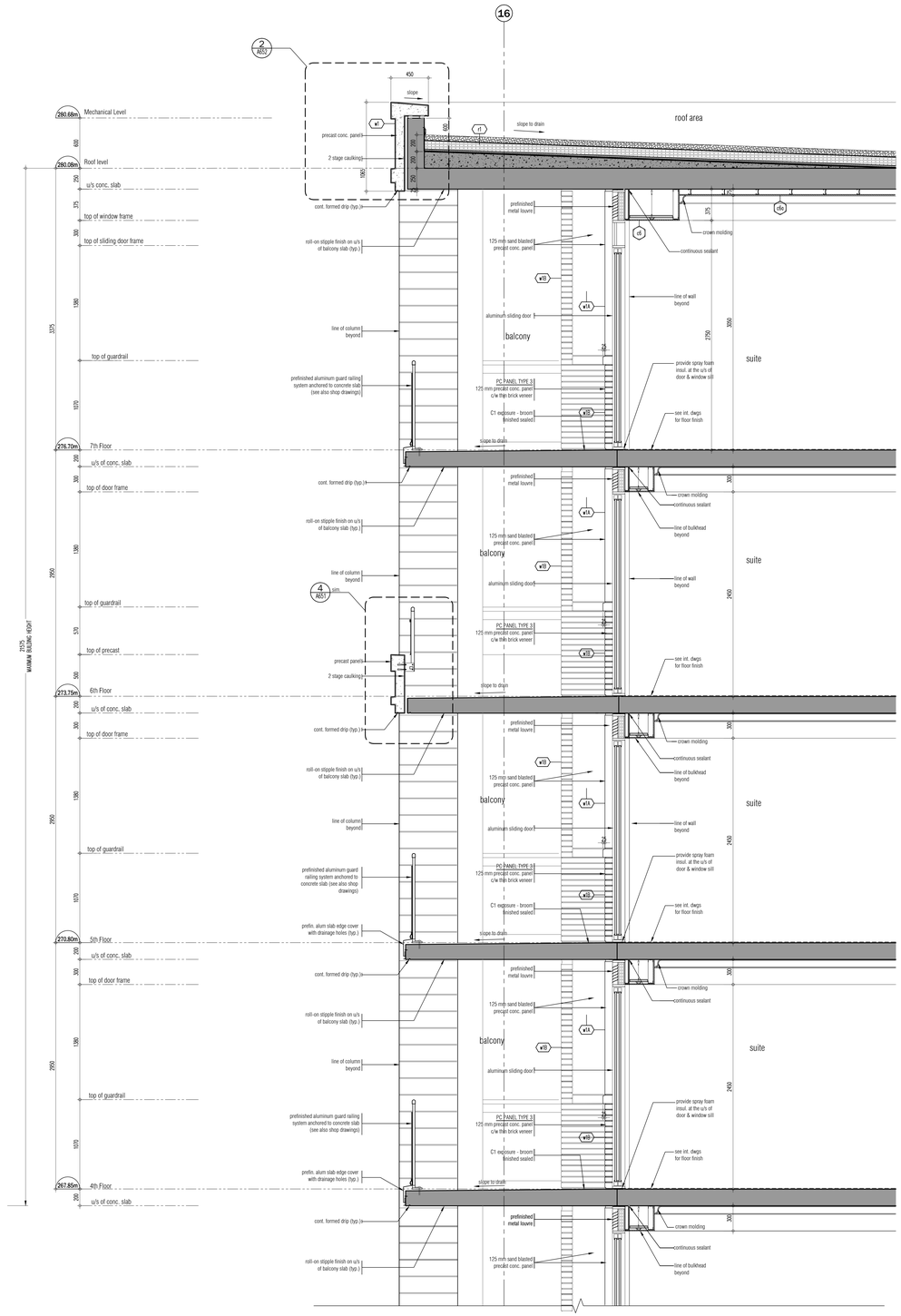

WALL SECTION 1 CONTINUED 1 A604
SCALE - 1:20

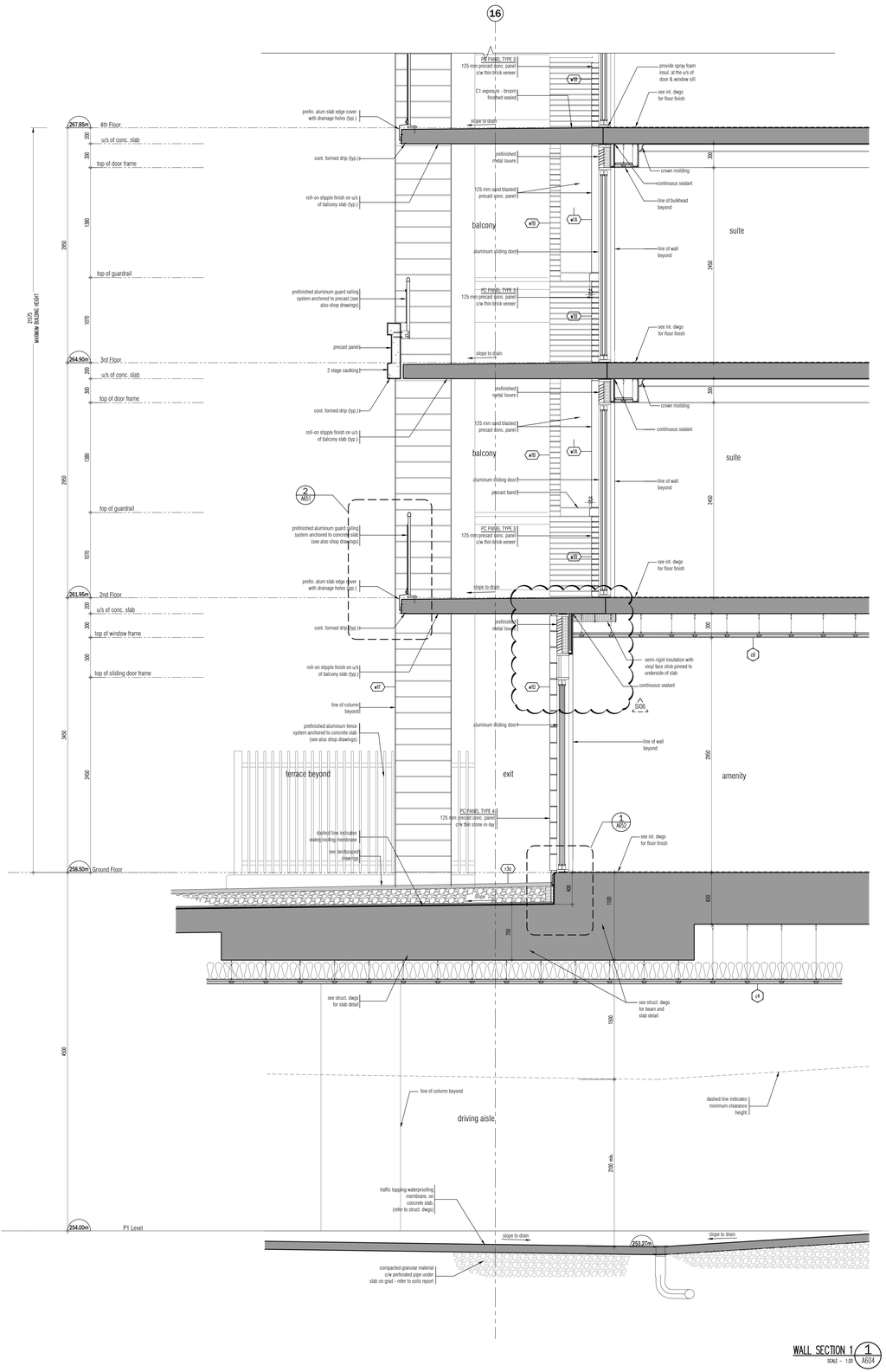

WALL SECTION 1 1 A604
SCALE - 1:20

This drawing, as an instrument of service, is provided by and is the property of Graziani + Corazza Architects Inc. and may not be used or reproduced without permission. All dimensions and conditions on site must be verified by Graziani + Corazza Architects Inc. of any variations from the supplied information. Graziani + Corazza Architects Inc. is not responsible for the accuracy of survey, structural, mechanical, electrical, etc., engineering information shown on this drawing. Refer to the appropriate engineering drawings before proceeding with the work. Construction must conform to all applicable codes and requirements of the authorities having jurisdiction. Unless otherwise noted, no investigation has been undertaken or reported on by this office in regards to the environmental condition of this site.

This drawing is not to be used for construction purposes until countersigned by the Architect.

This drawing is not to be scaled. All architectural symbols indicated on this drawing are graphic representations only.

01.	FEB.28.2014	issued to city for SPA	B.G.
02.	JUL.9.2014	re-issued to city for SPA	B.G.
03.	SEP.11.2014	re-issued to city for SPA	B.G.
04.	JAN.15.2015	re-issued to city for SPA	B.G.
05.	MAR.15.2015	issued for tender	B.G.
06.	DEC.28.2016	issued for building permit	B.G.
07.	MAY.10.2017	re-issued for building permit	B.G.
08.	MAY.10.2017	issued for Footings and Foundation Permit	B.G.
10.	JULY.19.2017	Progress for Construction	B.G.
11.	AUG.09.2017	Issue for Construction	B.G.

02.	SEP.06.2017	S106 TRANSOM/BULKHEADS REVISION	BG
01.	AUG.21.2017	S103 SANDBLAST PRECAST ON BALCONIES	BG

Issued for revisions

GRAZIANI + CORAZZA ARCHITECTS INC.
1320 Stanroer Drive, Suite 100, Mississauga Ontario L4W 1C3
Phone 905.795.2601 Fax 905.795.2944 www.gc-architects.com

PROPOSED RESIDENTIAL DEVELOPMENT

25 BAKER HILL BLVD.

ROYAL PINES HOMES

STOUFFVILLE ONTARIO

Project Architect:	B.GRAZIANI
Assistant Designer:	R.LINCOLN
Drawn By:	S.G.
Checked By:	D.BIASE
Plot Date:	Sep. 6. 2017
Job #	1136.13

Wall Section

1:20 A604

TITLEBLOCK SIZE: 915 x 1400

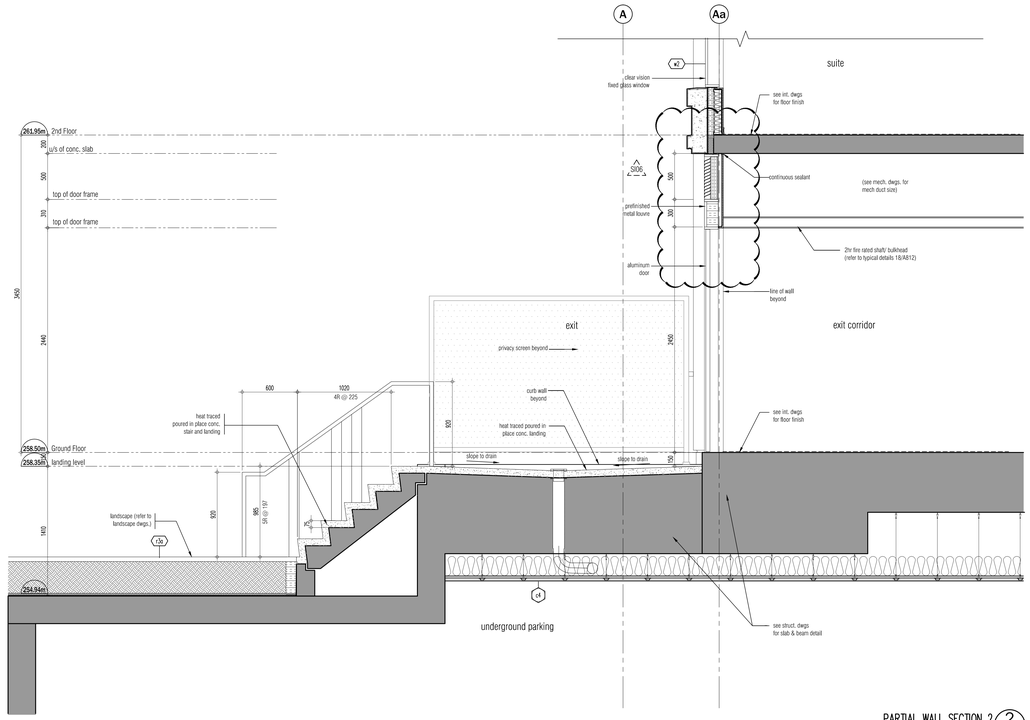

PARTIAL WALL SECTION 2 — 2 / A606
SCALE - 1:20

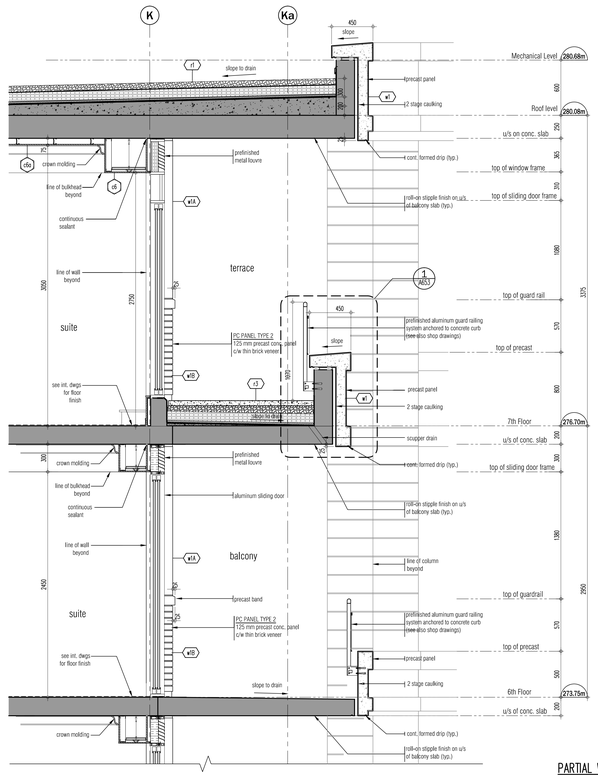

PARTIAL WALL SECTION 3 — 3 / A606
SCALE - 1:20

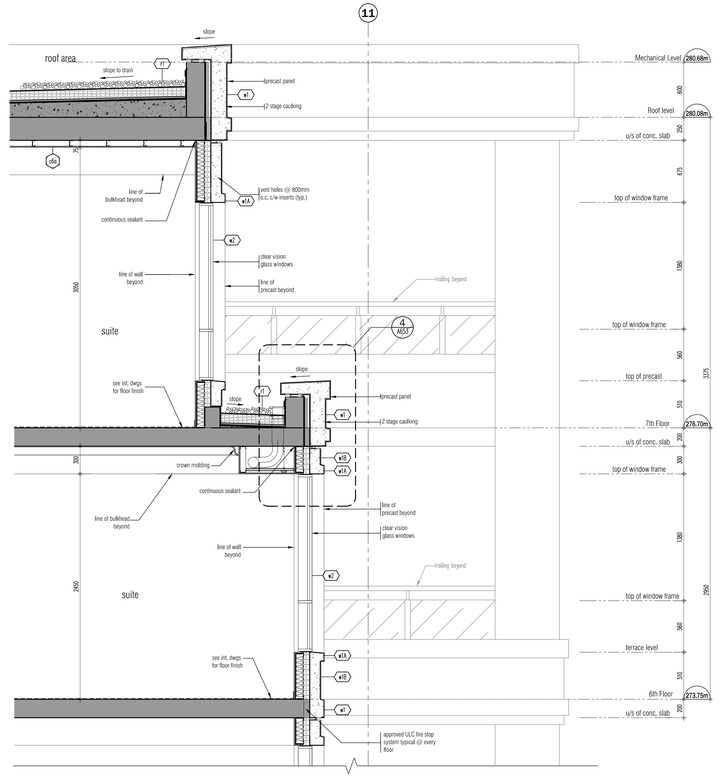

PARTIAL WALL SECTION 1 — 1 / A606
SCALE - 1:20

This drawing, as an instrument of service, is provided by and is the property of Graziani + Corazza Architects Inc. and may not be used or reproduced without permission. All rights reserved. The Contractor shall verify and be responsible for all dimensions and conditions on site and must report any discrepancies to Graziani + Corazza Architects Inc. before proceeding with the work. Graziani + Corazza Architects Inc. is not responsible for the accuracy of survey, structural, mechanical, electrical, etc., engineering information shown on this drawing. Refer to the appropriate engineering drawings before proceeding with the work. Construction must conform to all applicable codes and requirements of the authorities having jurisdiction. Unless otherwise noted, no investigation has been undertaken or reported on by this office in regards to the environmental condition of this site.

This drawing is not to be used for construction purposes until countersigned by the Architect.

This drawing is not to be scaled. All architectural symbols indicated on this drawing are graphic representations only.

01.	FEB.28.2014	issued to city for SPA	B.G.
02.	JUL.9.2014	re-issued to city for SPA	B.G.
03.	SEP.11.2014	re-issued to city for SPA	B.G.
04.	JAN.15.2015	re-issued to city for SPA	B.G.
05.	MAR.15.2015	issued for tender	B.G.
06.	DEC.28.2016	issued for building permit	B.G.
07.	MAY.10.2017	re-issued for building permit	B.G.
08.	MAY.10.2017	Issued for Footings and Foundation Permit	B.G.
10.	JULY.19.2017	Progress for Construction	B.G.
11.	AUG.09.2017	Issue for Construction	B.G.
02.	SEPT.06.2017	S106 TRANSOM/BULKHEADS REVISION	BG
01.	AUG.21.2017	S103 SANDBLAST PRECAST ON BALCONIES	BG

issued for revisions

GRAZIANI CORAZZA ARCHITECTS INC.
1229 Shawson Drive, Suite 100 Mississauga Ontario L4W 1C3
Phone. 905.795.2601 Fax.905.795.2964 www.gc-architects.com

PROPOSED RESIDENTIAL DEVELOPMENT

25 BAKER HILL BLVD.

STOUFFVILLE ROYAL PINES HOMES ONTARIO

Project Architect:	B.GRAZIANI
Assistant Designer:	R.LINCOLN
Drawn By:	S.G.
Checked By:	D.BIASE
Plot Date:	Sep. 6, 2017
Job #	1136.13

Partial Wall Sections

1:20 A606

TITLEBLOCK SIZE: 915 x 1400

section detail @ 1st & 2nd floor precast 9
SCALE - 1:5 A651

section detail @ roof/precast panel 7
SCALE - 1:5 A651

section detail @ terrace/precast panel 5
SCALE - 1:5 A651

exterior curb detail 3
SCALE - 1:5 A651

railing detail @ balcony 2
SCALE - 1:5 A651

section detail @ balcony w/precast band 4
SCALE - 1:5 A651

section detail @ typical floor/window 1
SCALE - 1:5 A651

section detail @ ground floor 8
SCALE - 1:5 A651

section detail @ 2nd floor window 6
SCALE - 1:5 A651

This drawing, as an instrument of service, is provided by and is the property of Graziani + Corazza Architects Inc. and may not be used and may not be reproduced without consent. Graziani + Corazza Architects Inc. will not be responsible for any variations from the supplied information. Graziani + Corazza Architects Inc. is not responsible for the accuracy of surveys, structural, mechanical, electrical, etc., engineering information shown on this drawing. Refer to the appropriate engineering drawings before proceeding with the work. Construction must conform to all applicable codes and requirements of the authorities having jurisdiction. Unless otherwise noted, no investigation has been undertaken or reported on by this office in regards to the environmental condition of this site.

This drawing is not to be used for construction purposes until countersigned by the Architect.

This drawing is not to be scaled. All architectural symbols indicated on this drawing are graphic representations only.

01.	FEB.28.2014 issued to city for SPA	B.G.
02.	JUL.9.2014 re-issued to city for SPA	B.G.
03.	SEP.11.2014 re-issued to city for SPA	B.G.
04.	JAN.15.2015 re-issued to city for SPA	B.G.
05.	MAR.15.2015 issued for tender	B.G.
06.	DEC.28.2016 issued for building permit	B.G.
07.	MAY.10.2017 re-issued for building permit	B.G.
08.	MAY.10.2017 Issued for Footings and Foundation Permit	B.G.
10.	JULY.19.2017 Progress for Construction	B.G.
11.	AUG.09.2017 Issue for Construction	B.G.

01. SEPT.06.2017 5106 TRANSOM/BULKHEADS REVISION BG

issued for revisions

GRAZIANI + CORAZZA ARCHITECTS INC.
1220 Sheppard Drive, Suite 100 Mississauga Ontario L4W 1C3
Phone 905.795.2601 Fax 905.795.2944 www.gc-architects.com

PROPOSED RESIDENTIAL DEVELOPMENT

25 BAKER HILL BLVD.

STOUFFVILLE ROYAL PINES HOMES ONTARIO

Project Architect:	B.GRAZIANI
Assistant Designer:	R.LINCOLN
Drawn By:	S.G.
Checked By:	D.BIASE
Plot Date:	Aug. 16. 2017
Job #	1136.13

Section Details

as noted A651

TITLEBLOCK SIZE: 915 x 1400

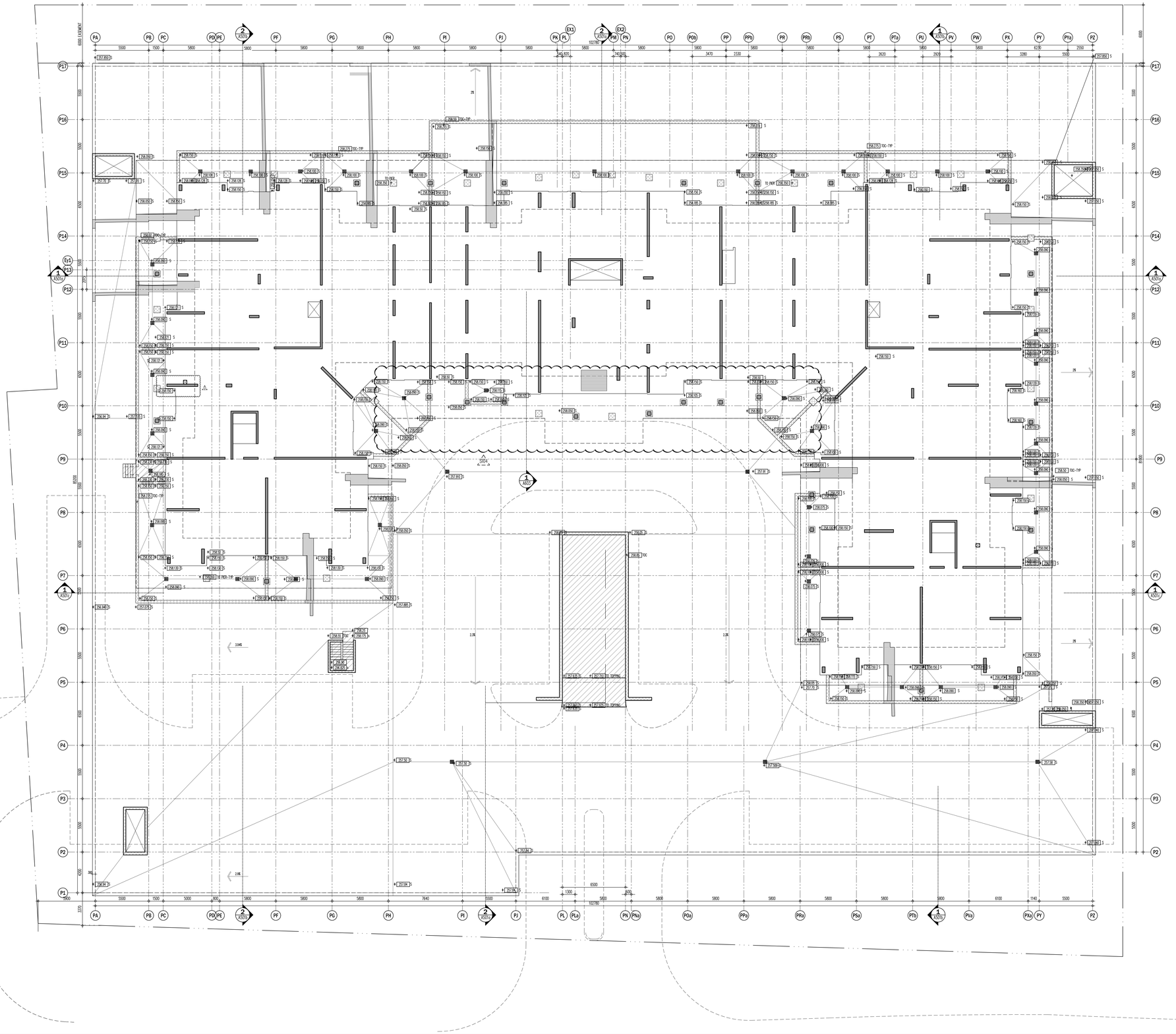

This drawing, as an instrument of service, is provided by and is the property of Graziani + Corazza Architects Inc. and may not be used without the Architect's written consent and unless all reproduction rights are reserved. Graziani + Corazza Architects Inc. and its consultants have prepared the drawings for specific application to this project only. Graziani + Corazza Architects Inc. or any variations from the supplied information. Graziani + Corazza Architects Inc. is not responsible for the accuracy of surveys, structural, mechanical, electrical, etc., engineering information shown on this drawing. Refer to the appropriate engineering drawings before proceeding with the work. Construction must conform to all applicable codes and requirements of the authorities having jurisdiction. Unless otherwise noted, no investigation has been undertaken or reported on by this office in regards to the environmental condition of this site.

This drawing is not to be used for construction purposes until countersigned by the Architect.

This drawing is not to be scaled. All architectural symbols indicated on this drawing are graphic representations only.

01.	FEB.28.2014	issued to city for SPA	B.G.
02.	JUL.9.2014	re-issued to city for SPA	B.G.
03.	SEP.11.2014	re-issued to city for SPA	B.G.
04.	JAN.15.2015	re-issued to city for SPA	B.G.
05.	MAR.15.2015	issued for tender	B.G.
06.	DEC.28.2016	issued for building permit	B.G.
07.	MAY.10.2017	re-issued for building permit	B.G.
08.	MAY.10.2017	Issued for Footings and Foundation Permit	B.G.
09.	JULY.07.2017	Issued for Construction	B.G.
10.	JULY.19.2017	Progress for Construction	B.G.

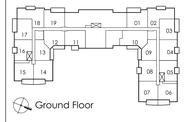

02.	SEPT.06.2017	S106 TRANSOM/BULKHEADS REVISION	BG
01.	AUG.25.2017	S104 EXTENDED GRD. STRUCTURAL SOFFIT	BG

Issued for revisions

GRAZIANI + CORAZZA ARCHITECTS INC.

1220 Sheppard Drive, Suite 100, Mississauga Ontario L4W 1C3
Phone 905.795.2601 Fax 905.795.2944 www.gc-architects.com

PROPOSED RESIDENTIAL DEVELOPMENT

25 BAKER HILL BLVD.

ROYAL PINES HOMES

STOUFFVILLE ONTARIO

Project Architect:	B.GRAZIANI
Assistant Designer:	R.LINCOLN
Drawn By:	S.G.
Checked By:	D.BASE
Plot Date:	Aug. 8, 2017
Job #	1136.13

GROUND FLOOR PLAN
CS PLAN

1:125

CS301

TITLEBLOCK SIZE: 915 x 1400

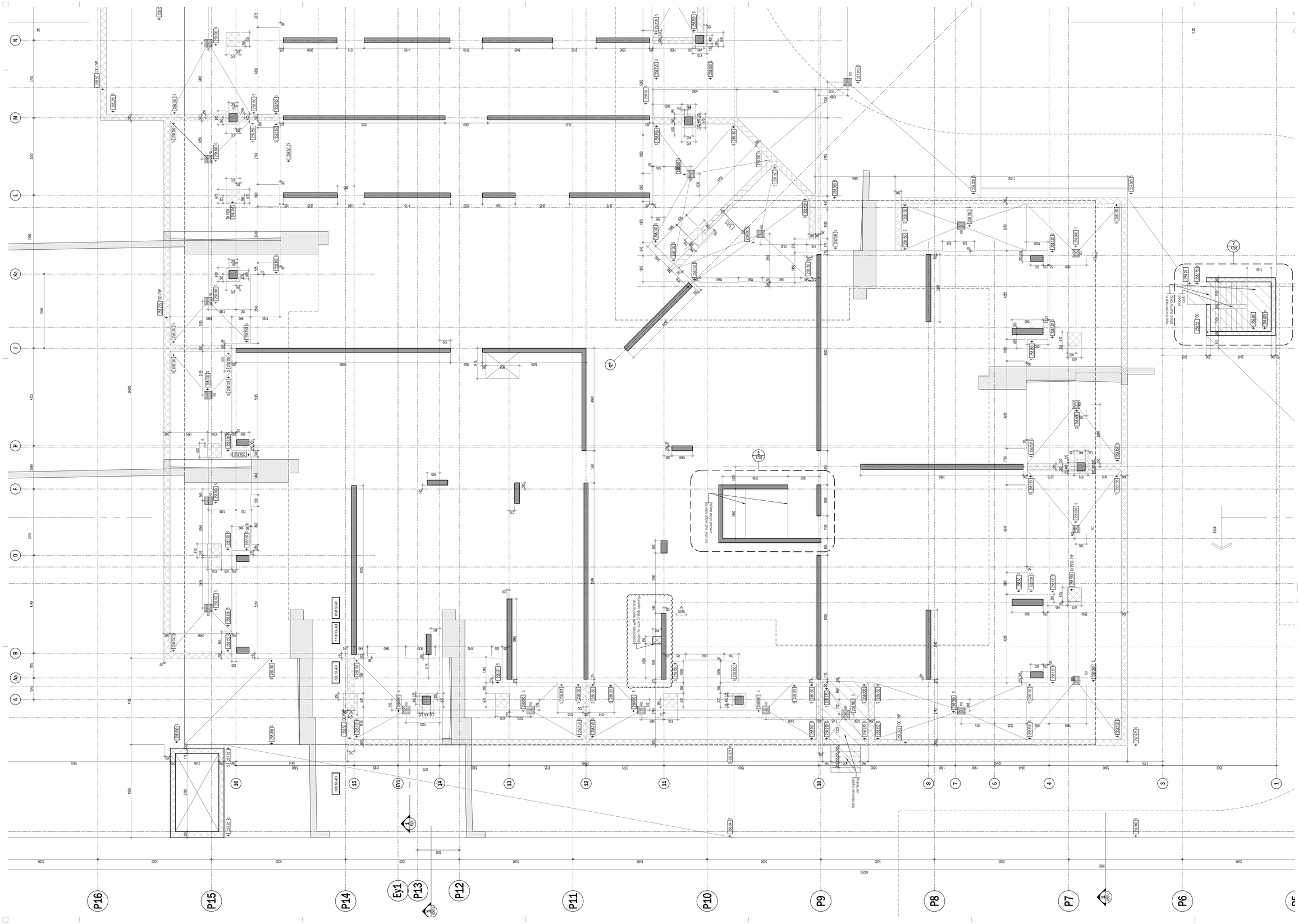

This drawing, as an instrument of service, is provided by and is the property of Graziani + Corazza Architects Inc. and may not be used or reproduced without our consent. We will not be responsible for any deviations and conditions on site which are not reported to Graziani + Corazza Architects Inc. by this office in regards to the environmental condition of this site.

This drawing is not to be used for construction purposes until countersigned by the Architect.

This drawing is not to be scaled. All architectural symbols indicated on this drawing are graphic representations only.

01.	FEB.28.2014	issued to city for SPA	B.G.
02.	JUL.9.2014	re-issued to city for SPA	B.G.
03.	SEP.11.2014	re-issued to city for SPA	B.G.
04.	JAN.15.2015	re-issued to city for SPA	B.G.
05.	MAR.15.2015	issued for tender	B.G.
06.	DEC.28.2016	issued for building permit	B.G.
07.	MAY.10.2017	re-issued for building permit	B.G.
08.	MAY.10.2017	Issued for Footings and Foundation Permit	B.G.
09.	JULY.07.2017	Issued for Construction	B.G.
10.	JULY.19.2017	Progress for Construction	B.G.

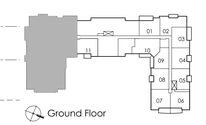

02.	SEPT.06.2017	S106 TRANSOM/BULKHEADS REVISION	BG
01.	AUG.25.2017	S104 EXTENDED GRD. STRUCTURAL SOFFIT	BG

issued for revisions

GRAZIANI + CORAZZA ARCHITECTS INC.
1235 Shawson Drive, Suite 100 Mississauga Ontario L4W 1C3
Phone 905.795.2601 Fax 905.795.2964 www.gc-architects.com

PROPOSED RESIDENTIAL DEVELOPMENT

25 BAKER HILL BLVD.

STOUFFVILLE ROYAL PINES HOMES ONTARIO

Project Architect:	B.GRAZIANI
Assistant Designer:	R.LINCOLN
Drawn By:	S.G.
Checked By:	D.BIASE
Plot Date:	Aug. 8, 2017
Job #	1136.13

GROUND FLOOR PLAN ENLARGED CS PART PLAN

1:50 CS301a

TITLEBLOCK SIZE: 915 x 1400