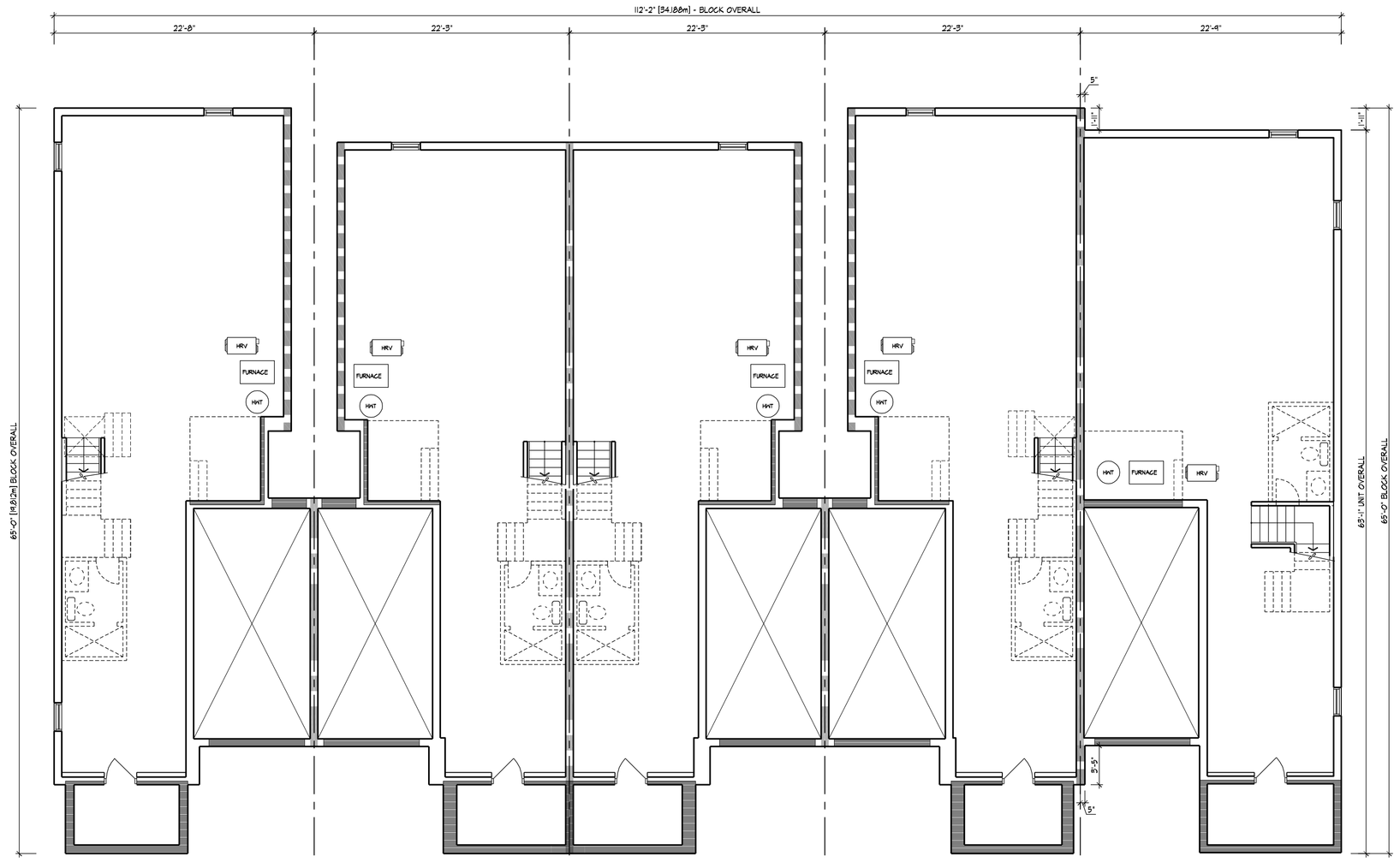

1/4 2202 EL. 'B'
2/4 2201 EL. 'B' (REV.)
3/4 2201 EL. 'B'
4/4 2202 EL. 'B' (REV.)
5/4 2203 EL. 'B' (REV.)

BASEMENT PLAN

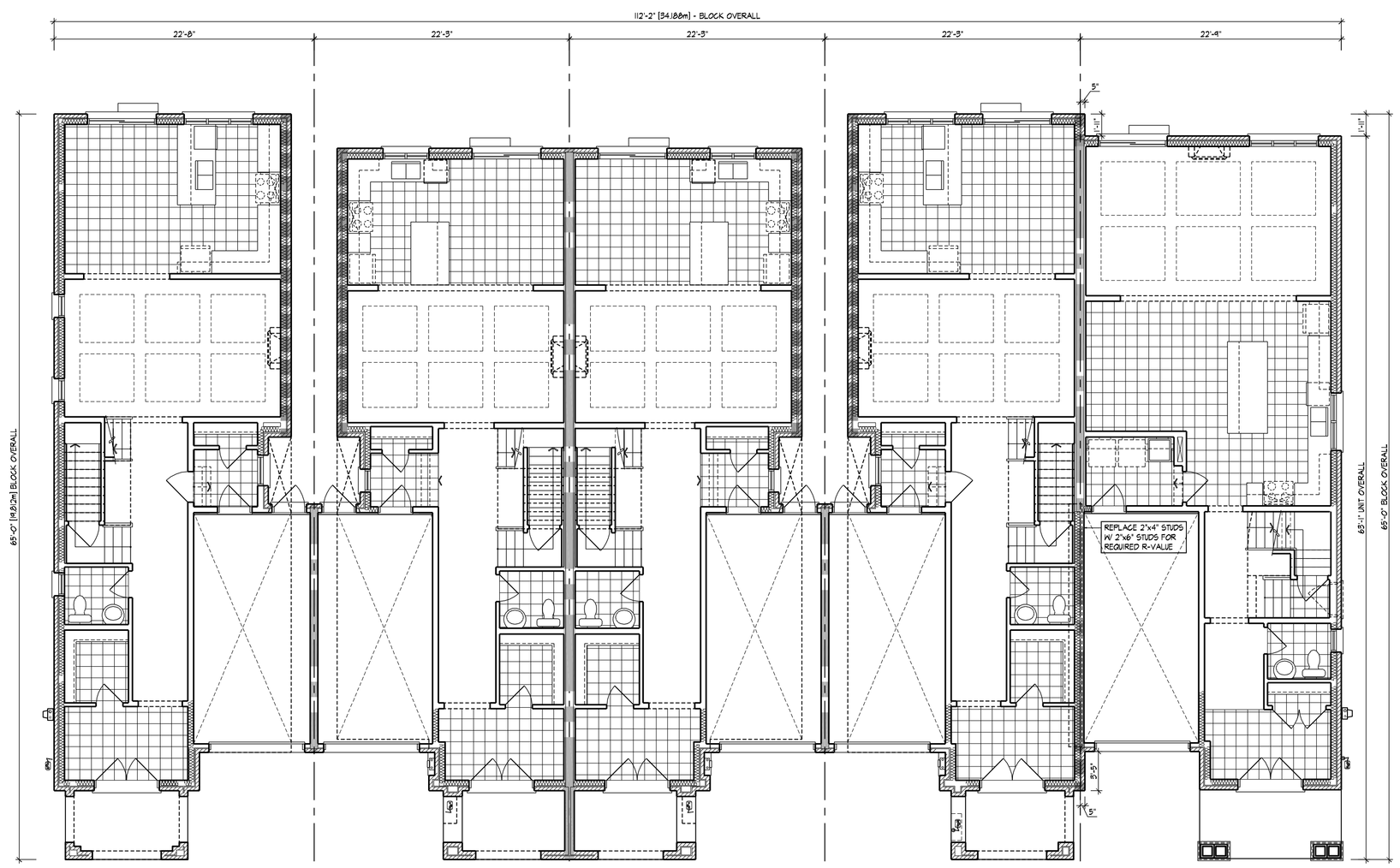

1/4 2202 EL. 'B'
2/4 2201 EL. 'B' (REV.)
3/4 2201 EL. 'B'
4/4 2202 EL. 'B' (REV.)
5/4 2203 EL. 'B' (REV.)

GROUND FLOOR PLAN

BUILDING AREA INCLUDING COLD CELLARS	6300.33 sq ft 585.32 sq m

GENERAL NOTES

1. PROVIDE FIRESTOPS AS REQUIRED BY O.B.C. 9.10.16
2. REFER TO UNIT WORKING DRAWINGS, ENGINEERS DRAWINGS AND SITEPLAN FOR ADDITIONAL INFORMATION AND VERIFICATION.
3. REFER TO ROOF TRUSS MANUFACTURER'S DRAWINGS FOR LAYOUT, SPACING, INSTALLATION DETAILS AND HANGER SIZES.
4. CONTRACTOR MUST VERIFY ALL DIMENSIONS ON THE JOB REPORT ANY DISCREPANCIES TO HUNT DESIGN ASSOCIATES INC. (H.D.A.I.) BEFORE PROCEEDING WITH THE WORK. ALL DRAWINGS AND SPECIFICATIONS ARE INSTRUMENTS OF SERVICE AND ARE THE PROPERTY OF H.D.A.I.
5. COMBUSTIBLE PROJECTIONS ON THE EXTERIOR OF A WALL THAT ARE MORE THAN 1100mm (3 ft 3 in) ABOVE GROUND SHALL NOT BE PERMITTED WITHIN 1.2m (3 ft 11 in) OF A PROPERTY LINE OR CENTRE LINE OF A PUBLIC WAY OR 2.4m (7 ft 10 in) OF A COMBUSTIBLE PROJECTION ON ANOTHER BUILDING ON THE SAME PROPERTY AS PER PART 9 SECTION 9.10.14.5.(5)

LEGEND

1. POURED IN PLACE STEPS WITH MASONRY VENEER ON SIDES.
2. DROP OR RAISE BANDING BY AMOUNT INDICATED.
3. ADD BANDING AND/OR TRIM AS INDICATED.
4. ADDED CAMBERED HEADERS.
5. 8'-0" X 8'-0" GARAGE DOORS.
6. DROPPED OR RAISED SOFFIT AS INDICATED.
7. ADJUSTED ROOF OVERHANG AS INDICATED ON ROOF PLAN.
8. PROVIDE GUARD PER CONSTRUCTION NOTE 11.
9. FOYER SUNKEN AS INDICATED
10. LIGHT FIXTURE RELOCATED AS INDICATED.

WALL TYPE LEGEND

FRR	LINE TYPE	DETAILS
45 MIN		SECTION 1, 2 & 3
60 MIN		SECTION 8 (BLOCK) SECTION 9 (WOOD STUD)
120 MIN		SECTION 10

DETAILS

No. NCO/SIGN/PAGE	TITLE
01.1-1	MASONRY VENEER, 2"x4" STUDS, 2 STOREY WALL SECTION
01.1-3	MASONRY VENEER, 2"x4" STUDS, 1 STOREY GARAGE WALL SECTION
08.8-1	TYP. 1HR PARTY WALL SECTION, PARALLEL ROOF TRUSSES, 8" CONC. BLOCK
08.8-2	TYP. 1 HR. PARTYWALL SECTION AT GARAGE, PRALLEL ROOF TRUSSES, 8" CONC. BLOCK
08.8-3	TYP. UTILITY FROST PROTECTION AT U/S OF GARAGE CEILING SPACE, TYP. BLOCK PARTYWALL
08.8-5	TYP. 8" BLOCK PARTYWALL AT OPEN 2 STOREY CONDITION
08.8-5	8" BLOCK PARTYWALL, BRICK VENEER, FLUSH UNIT
08.8-5	8" BLOCK PARTYWALL, BRICK VENEER, STAGGERED UNIT
08.8-8	8" BLOCK PARTYWALL, FLUSH AT GARAGE, BRICK VENEER
08.8-8	8" BLOCK PARTYWALL, STAGGERED UNIT & GARAGE, BRICK VENEER
08.8-8	8" BLOCK PARTYWALL, STAGGERED GARAGES, BRICK VENEER
08.8-8	REQUIRED FIRE STOPPING AT SOFFITS SECTION
10.10-1	TYP. 2 HR. FIREWALL SECTION PARALLEL ROOF TRUSSES - 8" FOUNDATION
10.10-2	TYP. 2 HR. FIREWALL SECTION PARALLEL ROOF TRUSSES - W/ VARIED FLOOR LEVELS
10.10-3	TYP. 2 HR. FIREWALL, BRICK VENEER, STAGGERED UNIT
10.10-3	TYP. 2 HR. FIREWALL, BRICK VENEER AT PORCH
10.10-7	TYP. 2 HR. FIREWALL, BRICK VENEER, FLUSH UNIT
10.10-7	TYP. 2 HR. FIREWALL PROJECTION, BRICK VENEER, @ DECK PARING

COMPLIANCE PACKAGE	SB-12 (SECTION 2.1.1) A1

NO.	DESCRIPTION	YYYY.MM.DD	BY
5.	ISSUED FOR FINAL	-	-
4.	REVISED AS PER ENGINEER COMMENTS	-	-
3.	REVISED AS PER A/C COMMENTS	-	-
2.	REVISED AS PER CLIENT COMMENTS	-	-
1.	ISSUED FOR CLIENT REVIEW	2017.11.28	MM

REVISIONS

THE UNDERSIGNED HAS REVIEWED AND TAKES RESPONSIBILITY FOR THIS DESIGN AND HAS THE QUALIFICATIONS AND MEETS THE REQUIREMENTS SET OUT IN THE ONTARIO BUILDING CODE TO BE A DESIGNER.

QUALIFICATION INFORMATION

NAME	SIGNATURE	BCIN
DEREK SANTOS		37308

REGISTRATION INFORMATION

HUNT DESIGN ASSOCIATES INC. 19895

It is the builder's complete responsibility to ensure that all plans submitted for approval fully comply with the Architectural Guidelines and all applicable regulations and requirements including zoning provisions and any provisions in the subdivision agreement. The Control Architect is not responsible in any way for examining or approving site (lotting) plans or working drawings with respect to any zoning or building code or permit matter or that any house can be properly built or located on its lot.

This is to certify that these plans comply with the applicable Architectural Design Guidelines approved by the City of BRAMPTON.

HUNT DESIGN ASSOCIATES INC.
www.huntdesign.ca
8966 Woodbine Ave, Markham, ON L3R 0J7
T 905.737.5133 F 905.737.7326 email: hdai@huntdesign.ca

ROYAL PINE HOMES - 215044
FORESTSIDE, BRAMPTON, ONTARIO

BLOCK 4
LOTS 1 to 5

BASEMENT & GROUND FLOOR PLANS

- REV.2018.01.17

Scale	Drawn By	Checked By
1/8"=1'-0"	MM	DS

File Number 215044-BLOCKS 22' Page Number 1 of 3

BLOCK NUMBER 4

All drawings specifications related documents and design are the copyright property of Hunt Design Associates (H.D.A.I.). Reproduction of this property in whole or in part is strictly prohibited without H.D.A.I.'s written permission (H.D.A. assumes no responsibility or liability for this property unless it bears the appropriate BCIN number and original signature.)

09/CTS\DOCS\NXQ_DC\215044\SECDOC\BDA\MOV_DEP\H05\H05\DEC\DWG\H1 | W EB 11 18 14 1:01 PM | DTTB\W

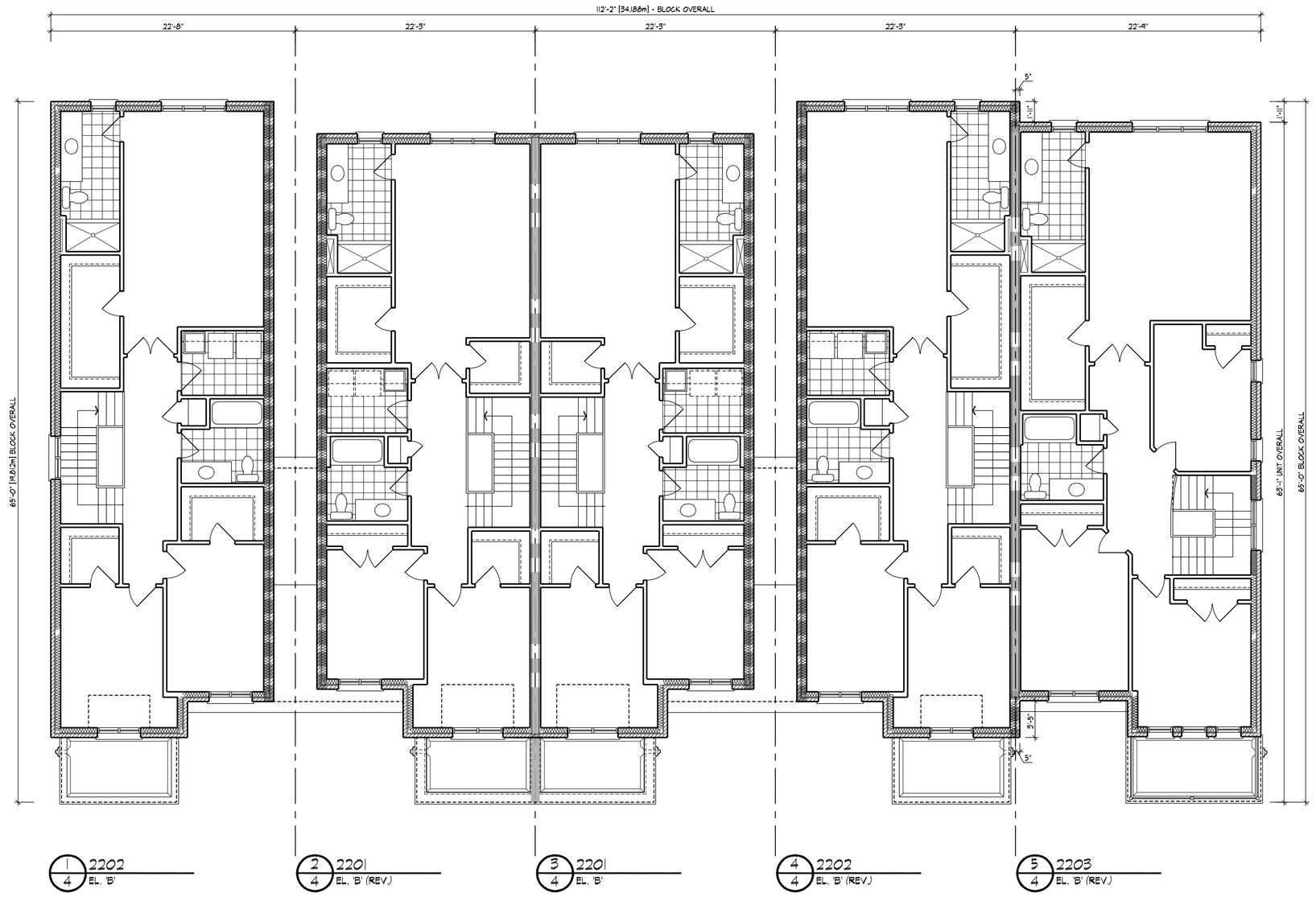

SECOND FLOOR PLAN

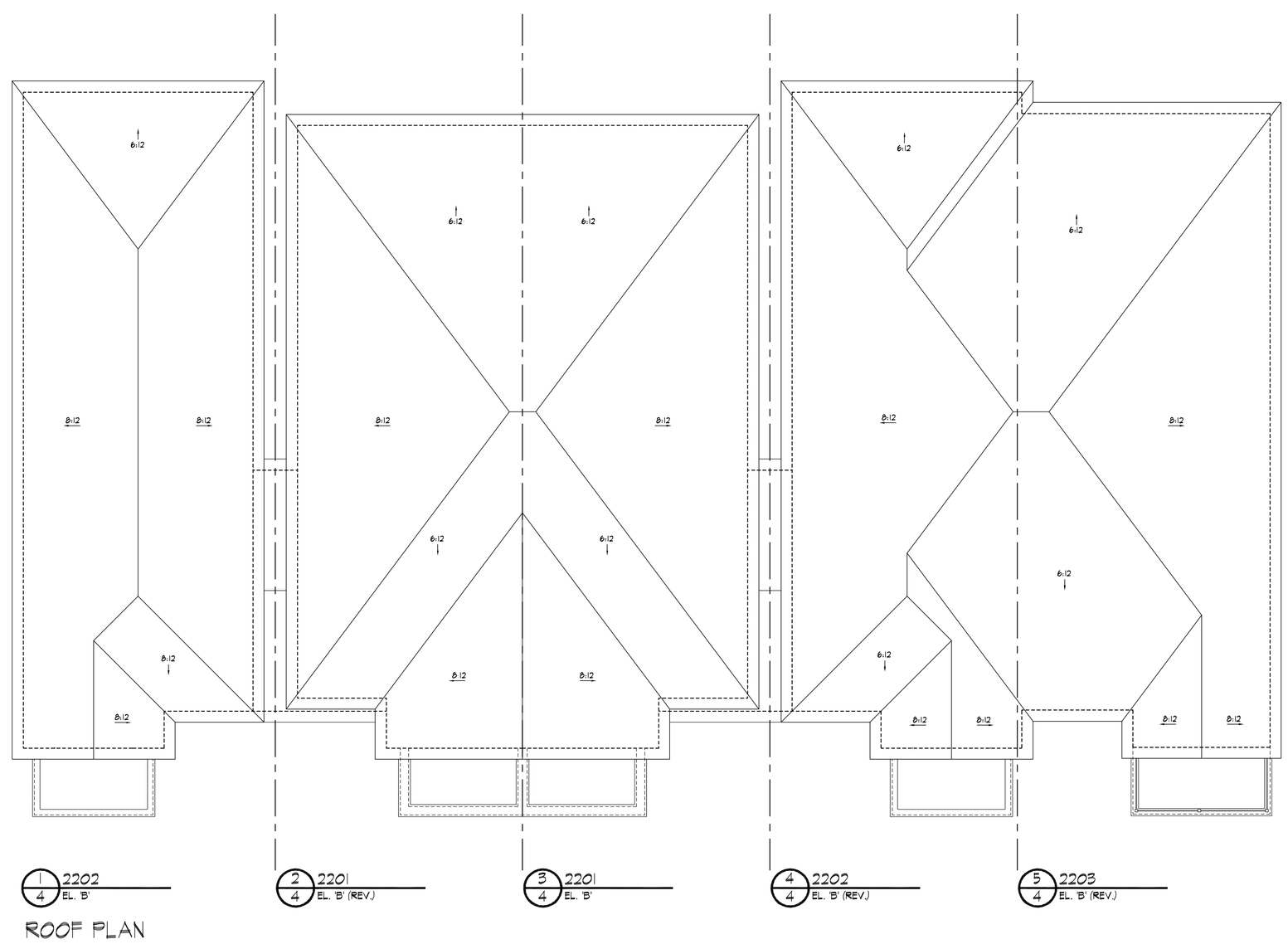

ROOF PLAN

It is the builder's complete responsibility to ensure that all plans submitted for approval fully comply with the Architectural Guidelines and all applicable regulations and requirements including zoning provisions and any provisions in the subdivision agreement. The Control Architect is not responsible in any way for examining or approving site (lotting) plans or working drawings with respect to any zoning or building code or permit matter or that any house can be properly built or located on its lot.

This is to certify that these plans comply with the applicable Architectural Design Guidelines approved by the City of BRAMPTON.

BUILDING AREA INCLUDING COLD CELLARS	6300.33 sq ft 585.32 sq m

GENERAL NOTES

1. PROVIDE FIRESTOPS AS REQUIRED BY O.B.C. 9.10.16
2. REFER TO UNIT WORKING DRAWINGS, ENGINEERS DRAWINGS AND SITEPLAN FOR ADDITIONAL INFORMATION AND VERIFICATION.
3. REFER TO ROOF TRUSS MANUFACTURER'S DRAWINGS FOR LAYOUT, SPACING, INSTALLATION DETAILS AND HANGER SIZES.
4. CONTRACTOR MUST VERIFY ALL DIMENSIONS ON THE JOB REPORT ANY DISCREPANCIES TO HUNT DESIGN ASSOCIATES INC. (H.D.A.I.) BEFORE PROCEEDING WITH THE WORK. ALL DRAWINGS AND SPECIFICATIONS ARE INSTRUMENTS OF SERVICE AND ARE THE PROPERTY OF H.D.A.I.
5. COMBUSTIBLE PROJECTIONS ON THE EXTERIOR OF A WALL THAT ARE MORE THAN 1100mm (3 ft 3 in) ABOVE GROUND SHALL NOT BE PERMITTED WITHIN 1.2m (3 ft 11 in) OF A PROPERTY LINE OR CENTRE LINE OF A PUBLIC WAY OR 2.4m (7 ft 10 in) OF A COMBUSTIBLE PROJECTION ON ANOTHER BUILDING ON THE SAME PROPERTY AS PER PART 9 SECTION 9.10.14.5.(5)

LEGEND

1. POURED IN PLACE STEPS WITH MASONRY VENEER ON SIDES.
2. DROP OR RAISE BANDING BY AMOUNT INDICATED.
3. ADD BANDING AND/OR TRIM AS INDICATED.
4. ADDED CAMBERED HEADERS.
5. 8'-0" X 8'-0" GARAGE DOORS.
6. DROPPED OR RAISED SOFFIT AS INDICATED.
7. ADJUSTED ROOF OVERHANG AS INDICATED ON ROOF PLAN.
8. PROVIDE GUARD PER CONSTRUCTION NOTE 11.
9. FOYER SUNKEN AS INDICATED
10. LIGHT FIXTURE RELOCATED AS INDICATED.

WALL TYPE LEGEND

FRR	LINE TYPE	DETAILS
45 MIN		SECTION 1, 2 & 3
60 MIN		SECTION 8 (BLOCK) SECTION 9 (WOOD STUD)
120 MIN		SECTION 10

DETAILS

No. NCO/SIGN/PAGE	TITLE
01.1-1	MASONRY VENEER, 2"x6" STUDS, 2 STOREY WALL SECTION
01.1-3	MASONRY VENEER, 2"x4" STUDS, 1 STOREY GARAGE WALL SECTION
08.8-1	TYP. 1HR PARTY WALL SECTION, PARALLEL ROOF TRUSSES, 8" CONC. BLOCK
08.8-2	TYP. 1 HR. PARTYWALL SECTION AT GARAGE, PRALLEL ROOF TRUSSES, 8" CONC. BLOCK
08.8-3	TYP. UTILITY FROST PROTECTION AT U/S OF GARAGE CEILING SPACE, TYP. BLOCK PARTYWALL
08.8-5	TYP. 8" BLOCK PARTYWALL AT OPEN 2 STOREY CONDITION
08.8-5	8" BLOCK PARTYWALL, BRICK VENEER, FLUSH UNIT
08.8-5	8" BLOCK PARTYWALL, BRICK VENEER, STAGGERED UNIT
08.8-8	8" BLOCK PARTYWALL, FLUSH AT GARAGE, BRICK VENEER
08.8-8	8" BLOCK PARTYWALL, STAGGERED UNIT & GARAGE, BRICK VENEER
08.8-8	8" BLOCK PARTYWALL, STAGGERED GARAGES, BRICK VENEER
08.8-8	REQUIRED FIRE STOPPING AT SOFFITS SECTION
10.10-1	TYP. 2 HR. FIREWALL SECTION PARALLEL ROOF TRUSSES - 8" FOUNDATION
10.10-2	TYP. 2 HR. FIREWALL SECTION PARALLEL ROOF TRUSSES - W/ VARIED FLOOR LEVELS
10.10-3	TYP. 2 HR. FIREWALL, BRICK VENEER, STAGGERED UNIT
10.10-3	TYP. 2 HR. FIREWALL, BRICK VENEER AT PORCH
10.10-7	TYP. 2 HR. FIREWALL, BRICK VENEER, FLUSH UNIT
10.10-7	TYP. 2 HR. FIREWALL PROJECTION, BRICK VENEER, @ DECK PARING

COMPLIANCE PACKAGE	SB-12 (SECTION 2))) A1

NO.	DESCRIPTION	YYYY.MM.DD	BY
5.	ISSUED FOR FINAL	-	-
4.	REVISED AS PER ENGINEER COMMENTS	-	-
3.	REVISED AS PER A/C COMMENTS	-	-
2.	REVISED AS PER CLIENT COMMENTS	-	-
1.	ISSUED FOR CLIENT REVIEW	2017.11.28	MM

REVISIONS

THE UNDERSIGNED HAS REVIEWED AND TAKES RESPONSIBILITY FOR THIS DESIGN AND HAS THE QUALIFICATIONS AND MEETS THE REQUIREMENTS SET OUT IN THE ONTARIO BUILDING CODE TO BE A DESIGNER.

QUALIFICATION INFORMATION

NAME	SIGNATURE	BCIN
DEREK SANTOS		37308

REGISTRATION INFORMATION

HUNT DESIGN ASSOCIATES INC. 19695

HUNT DESIGN ASSOCIATES INC.
www.huntdesign.ca
8966 Woodbine Ave, Markham, ON L3R 0J7
T 905.737.5133 F 905.737.7326 email: hdai@huntdesign.ca

ROYAL PINE HOMES - 215044
FORESTSIDE, BRAMPTON, ONTARIO

BLOCK 4
LOTS 1 to 5

SECOND & ROOF FLOOR PLANS

- REV.2018.01.17

Scale	Drawn By	Checked By
1/8"=1'-0"	MM	DS

File Number 215044-BLOCKS 22' Page Number 2 of 3

BLOCK NUMBER 4

All drawings specifications related documents and design are the copyright property of Hunt Design Associates (H.D.A.I.). Reproduction of this property in whole or in part is strictly prohibited without H.D.A.I.'s written permission (H.D.A. assumes no responsibility or liability for this property unless it bears the appropriate BCIN number and original signature.)

05/CTS/DOTN NAD_ADJ\215044\SB\DOTN\DRAWING\ARP\215044-SB-DOTN-DRAWING.DWG | HP 6511 | 1:1 | MON 1-OCT-2018 11:21:12

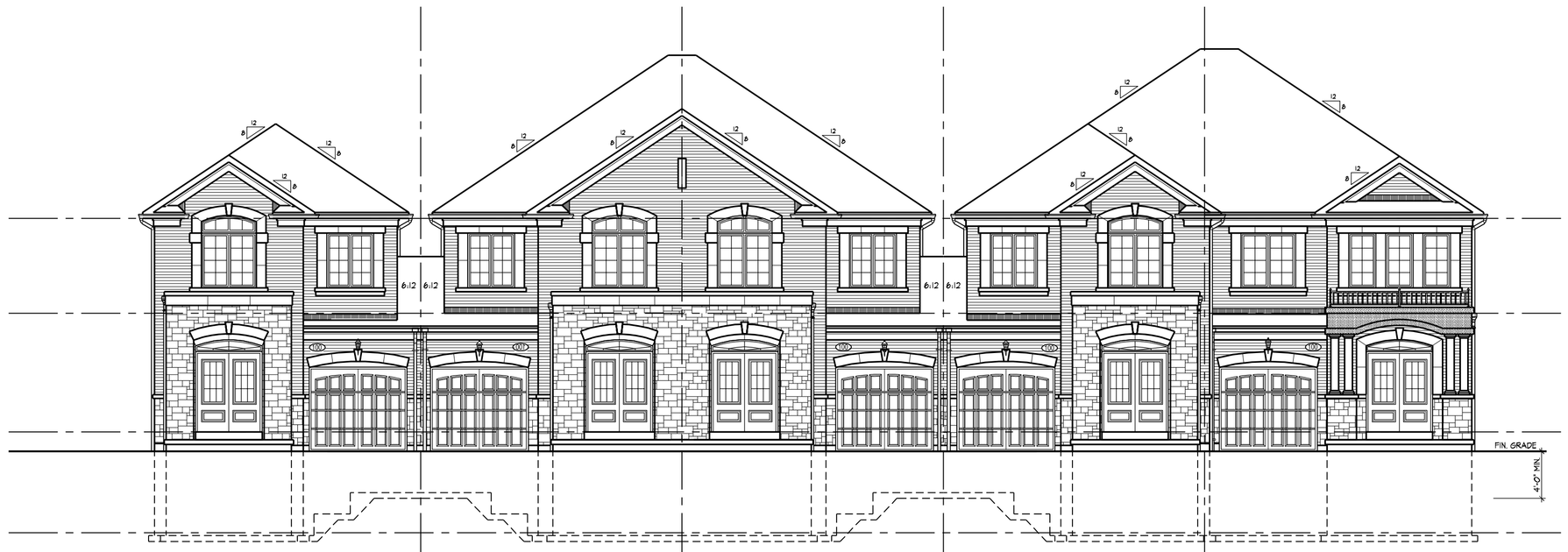

1/4 2202 EL. 'B'
2/4 2201 EL. 'B' (REV.)
3/4 2201 EL. 'B'
4/4 2202 EL. 'B' (REV.)
5/4 2203 EL. 'B' (REV.)

FRONT ELEVATION

5/4 2203 EL. 'B' (REV.)

RIGHT SIDE ELEVATION

5/4 2203 EL. 'B' (REV.)
4/4 2202 EL. 'B' (REV.)
3/4 2201 EL. 'B'
2/4 2201 EL. 'B' (REV.)
1/4 2202 EL. 'B'

REAR ELEVATION

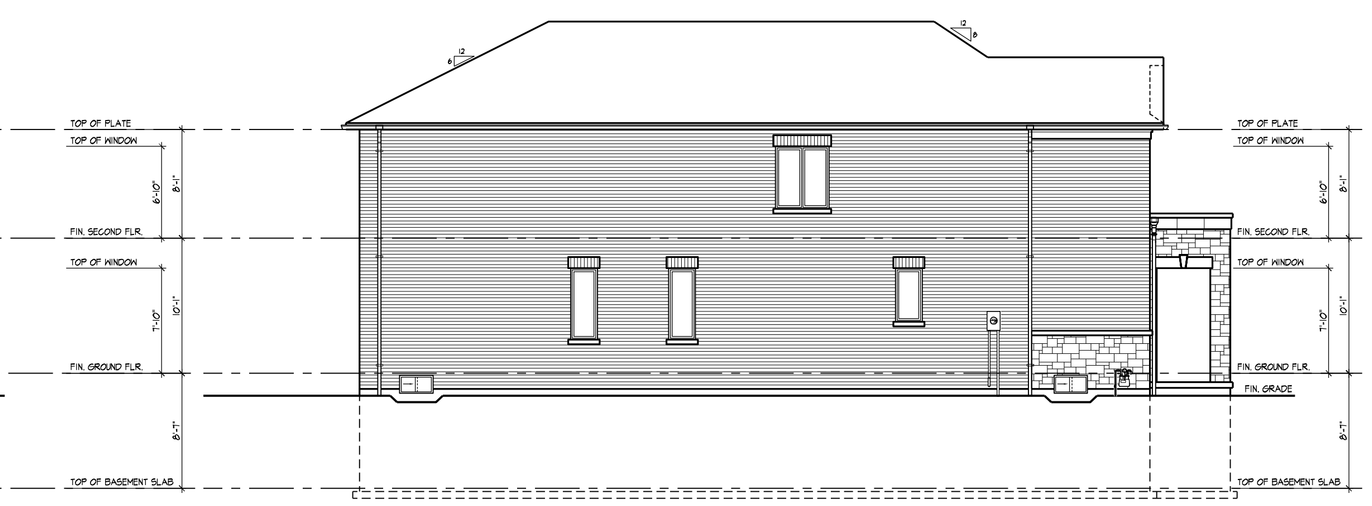

1/4 2202 EL. 'B'

LEFT SIDE ELEVATION

It is the builder's complete responsibility to ensure that all plans submitted for approval fully comply with the Architectural Guidelines and all applicable regulations and requirements including zoning provisions and any provisions in the subdivision agreement. The Control Architect is not responsible in any way for examining or approving site (lotting) plans or working drawings with respect to any zoning or building code or permit matter or that any house can be properly built or located on its lot.

This is to certify that these plans comply with the applicable Architectural Design Guidelines approved by the City of BRAMPTON.

BUILDING AREA

INCLUDING COLD CELLARS

6300.33 sq ft
585.32 sq m

GENERAL NOTES

1. PROVIDE FIRESTOPS AS REQUIRED BY O.B.C. 9.10.16
2. REFER TO UNIT WORKING DRAWINGS, ENGINEERS DRAWINGS AND SITEPLAN FOR ADDITIONAL INFORMATION AND VERIFICATION.
3. REFER TO ROOF TRUSS MANUFACTURER'S DRAWINGS FOR LAYOUT, SPACING, INSTALLATION DETAILS AND HANGER SIZES.
4. CONTRACTOR MUST VERIFY ALL DIMENSIONS ON THE JOB REPORT ANY DISCREPANCIES TO HUNT DESIGN ASSOCIATES INC. (H.D.A.I.) BEFORE PROCEEDING WITH THE WORK. ALL DRAWINGS AND SPECIFICATIONS ARE INSTRUMENTS OF SERVICE AND ARE THE PROPERTY OF H.D.A.I.
5. COMBUSTIBLE PROJECTIONS ON THE EXTERIOR OF A WALL THAT ARE MORE THAN 1100mm (3 ft 3 in) ABOVE GROUND SHALL NOT BE PERMITTED WITHIN 1.2m (3 ft 11 in) OF A PROPERTY LINE OR CENTRE LINE OF A PUBLIC WAY OR 2.4m (7 ft 10 in) OF A COMBUSTIBLE PROJECTION ON ANOTHER BUILDING ON THE SAME PROPERTY AS PER PART 9 SECTION 9.10.14.5.(5)

LEGEND

1. POURED IN PLACE STEPS WITH MASONRY VENEER ON SIDES.
2. DROP OR RAISE BANDING BY AMOUNT INDICATED.
3. ADD BANDING AND/OR TRIM AS INDICATED.
4. ADDED CAMBERED HEADERS.
5. 8'-0" X 8'-0" GARAGE DOORS.
6. DROPPED OR RAISED SOFFIT AS INDICATED.
7. ADJUSTED ROOF OVERHANG AS INDICATED ON ROOF PLAN.
8. PROVIDE GUARD PER CONSTRUCTION NOTE 11.
9. FOYER SUNKEN AS INDICATED
10. LIGHT FIXTURE RELOCATED AS INDICATED.

WALL TYPE LEGEND

FRR	LINE TYPE	DETAILS
45 MIN		SECTION 1, 2 & 3
60 MIN		SECTION 8 (BLOCK) SECTION 9 (WOOD STUD)
120 MIN		SECTION 10

DETAILS

No. NO.DIVISION-PAGE	TITLE
01.1-1	MASONRY VENEER, 2"x4" STUDS, 2 STOREY WALL SECTION
01.1-3	MASONRY VENEER, 2"x4" STUDS, 1 STOREY GARAGE WALL SECTION
08.8-1	TYP. 1HR PARTY WALL SECTION, PARALLEL ROOF TRUSSES, 8" CONC. BLOCK
08.8-2	TYP. 1 HR. PARTYWALL SECTION AT GARAGE, PRALLEL ROOF TRUSSES, 8" CONC. BLOCK
08.8-3	TYP. UTILITY FROST PROTECTION AT U/S OF GARAGE CEILING SPACE, TYP. BLOCK PARTYWALL
08.8-5	TYP. 8" BLOCK PARTYWALL AT OPEN 2 STOREY CONDITION
08.8-5	8" BLOCK PARTYWALL, BRICK VENEER, FLUSH UNIT
08.8-5	8" BLOCK PARTYWALL, BRICK VENEER, STAGGERED UNIT
08.8-8	8" BLOCK PARTYWALL, FLUSH AT GARAGE, BRICK VENEER
08.8-8	8" BLOCK PARTYWALL, STAGGERED UNIT & GARAGE, BRICK VENEER
08.8-8	8" BLOCK PARTYWALL, STAGGERED GARAGES, BRICK VENEER
08.8-8	REQUIRED FIRE STOPPING AT SOFFITS SECTION
10.10-1	TYP. 2 HR. FIREWALL SECTION PARALLEL ROOF TRUSSES - 8" FOUNDATION
10.10-2	TYP. 2 HR. FIREWALL SECTION PARALLEL ROOF TRUSSES - W/ VARIED FLOOR LEVELS
10.10-3	TYP. 2 HR. FIREWALL, BRICK VENEER, STAGGERED UNIT
10.10-3	TYP. 2 HR. FIREWALL, BRICK VENEER AT PORCH
10.10-7	TYP. 2 HR. FIREWALL, BRICK VENEER, FLUSH UNIT
10.10-7	TYP. 2 HR. FIREWALL PROJECTION, BRICK VENEER, @ DECK PARING

COMPLIANCE PACKAGE	SB-12 (SECTION 2.)) A1

NO.	DESCRIPTION	YYYY.MM.DD	BY
5.	ISSUED FOR FINAL	-	-
4.	REVISED AS PER ENGINEER COMMENTS	-	-
3.	REVISED AS PER A/C COMMENTS	-	-
2.	REVISED AS PER CLIENT COMMENTS	-	-
1.	ISSUED FOR CLIENT REVIEW	2017.11.28	MM

REVISIONS

THE UNDERSIGNED HAS REVIEWED AND TAKES RESPONSIBILITY FOR THIS DESIGN AND HAS THE QUALIFICATIONS AND MEETS THE REQUIREMENTS SET OUT IN THE ONTARIO BUILDING CODE TO BE A DESIGNER.

QUALIFICATION INFORMATION:

NAME	SIGNATURE	BCIN
DEREK SANTOS		37308

REGISTRATION INFORMATION:

HUNT DESIGN ASSOCIATES INC. 19955

HUNT DESIGN ASSOCIATES INC.
www.huntdesign.ca
8966 Woodbine Ave, Markham, ON L3R 0J7
T 905.737.5133 F 905.737.7326 email: hdai@huntdesign.ca

ROYAL PINE HOMES - 215044
FORESTSIDE, BRAMPTON, ONTARIO

BLOCK 4
LOTS 1 to 5

ELEVATIONS

- REV.2018.01.17

Scale	Drawn By	Checked By
1/8"=1'-0"	MM	DS

File Number: 215044-BLOCKS 22'
Page Number: 3 of 3

BLOCK NUMBER 4

All drawings specifications related documents and design are the copyright property of Hunt Design Associates (H.D.A.). Reproduction of this property in whole or in part is strictly prohibited without H.D.A.'s written permission (H.D.A. assumes no responsibility or liability for this property unless it bears the appropriate BCIN number and original signature.)

DWG:\PROJECTS\ROYAL PINE HOMES\215044 FORESTSIDE\BRAMPTON\DWG\215044-BLOCKS 22'.DWG | Wed Nov 28, 2018 - 11:39 AM | ADMIN | LOTTI BAYS