GRAZIANI + CORAZZA ARCHITECTS INC.

ADDENDUM

Forestside Estates
Attmar & Palleschi Drive
Brampton, Ontario
Attn: **Vince Staffieri**

AM 02

PROJECT	: Forestside
PROJECT #	: 1331.15
DATE	: March 16, 2020

Site instructions/memos and Addendums are issued only for the purpose of recording any clarification or interpretation of the contract documents or giving direction on problems resulting from field conditions. These memos are subject to the provisions of the contract documents and unless reviewed with and authorized by the Client, will not affect the contract. Should the Contractor require a change in the contract price or project schedule, he shall submit to the Client, prior to commencement of work outlined in this memo, an itemized proposal for approval.

Title: Updated drawings

Reference:		Changes:
A-211, A-211a, A-211b	Underground P1	• Added additional optional locker room at ramp with drain, re-configured locker room #3 and added Locker room #5, transformed janitor closets into storage and move janitor closet to upper levels, removed electrical room and washroom and moved washroom to upper levels. •Show sump pumps at Elevators only. •Revise Unit numbering as per Marketing from 157 units to 197 units. Updated parking and locker counts.
A-301 A-302 A-303 A-304	Ground Floor Second Floor Third Floor Fourth Floor	•Revised Entry to link building to sliding doors. Center sliding doors and enlarge windows to match size on either side. Match window sizes above on second and third floors. Revised link to building lobbies building A and B, added second and third floor locker, boardroom, washroom and janitor closets as shown. Revise link to lobbies building C and D Ground Lobby to have open to above, third floor to have lockers. •Replaced to single units on Buildings A and B Units 1C, 1A, 1Aa, 1Ba, 1Ab on ground and second floor and add 2 storey units to third and fourth floors Units 2C1, 2C, 2Ca, 2D2, 2D, 2Db as shown. •Replace to 2 storey units on right side of Building C Units 2Db, 2Ca, 2D, 2C, 2C1, 2D1 on second and fourth floors. • Replace to 2 storey units on Building B Units 2Db, 2Ca, 2D, 2C, 2C1, 2D1 on Ground and second floors. •Corner units changes from brick corner to window corners. •Electric heater for 2nd stories will be sleeved in the concreate •No securities in any of the suites •Junction Box 125 mm to 200 entry closet (water shut off/ panels) •Revise Unit numbering as per Marketing from 157 units to 197 units as show.
A-401 A-402 A-403 A-404	Building A Elevations Building B Elevations Building C Elevations Building D Elevations	•Revised Entry to link building to sliding doors. Center sliding doors and enlarge windows to match size on either side. Match window sizes above on second and third floors. •Revised all elevations to match updated plan changes above.
A-500	Building Sections	•Revised all elevations to match updated plan changes above.

GRAZIANI + CORAZZA ARCHITECTS INC.

A-600	Wall Sections	•Revised all elevations to match updated plan changes above.
A-900	Window Schedule	•Updated Window Schedule to reflect sliding door and window changes on the link buildings. •Revised window schedule to match plan changes above.

Reason: **Design changes as directed by client.**

GRAZIANI + CORAZZA
ARCHITECTS INC

D. Biase C.E.T.
Principal

Distribution:

Royal Pine Homes	Vince Staffieri Cinzia Caruzo	vince@royalpinehomes.com Cinzia@royalpinehomes.com
Jablonski Engineering	Kevin Deonaraine	kdeonaraine@astint.on.ca
United Engineering	Rene Cuales Leonard Matthews Susan Pan Mark Giorgi	rene@u-eng.ca Lenard@u-eng.ca susan@u-eng.ca mark@u-eng.ca
Candevcon Limited	Diarmund Hogan Dudister Damnaraign	dhorgan@candevcon.com dude@candevcon.com
Starfire Sprinkler Systems	Elite Novosselova Peter Adrian	elitecanada@hotmail.com Peter@starfiresystems.biz
Strybos Barron King Ltd.	Bryn Barron Kaleigh Gills Sydney Martel	bbarron@strybos.com kgillis@strybos.com smartel@strybos.com
Graziani + Corazza Architects	Domenic Biase Gino Colangelo Fernando Croatto	dbiase@gc-architects.com gcolangelo@gc-architects.com FCroatto@gc-architects.com

Firm Name: Graziani + Corazza Architects Inc.
Certificate of Practice Number: 3150
1320 Shawson Drive, Suite 100
Mississauga, ON, L4W 1C3

The Certificate of Practice Number
Of the holder is the holder's BCIN.

Name of Project:
Forestside Stacked Townhouses
Underground P1

Location:
Attmar and Palleschi Drive
Brampton, Ontario

The architect noted above has exercised responsible control with respect to design activities. The Certificate of Practice number is the architect's BCIN.

Ontario Building Code Data Matrix Parts 3 & 9 — **OBC Reference**

| Item | | |

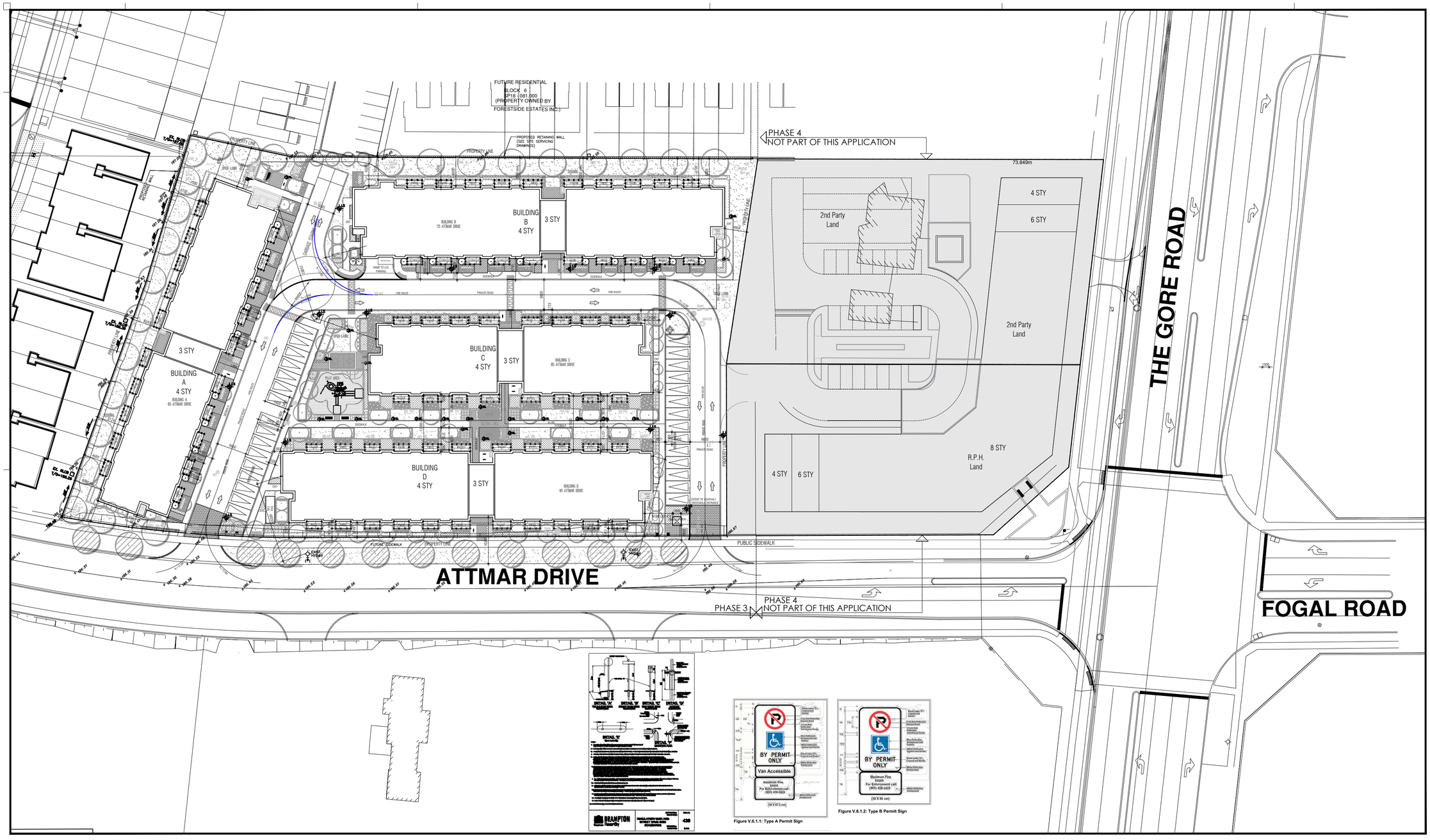

Figure V.6.1.1: Type A Permit Sign

Figure V.6.1.2: Type B Permit Sign

THIS DRAWING, AS AN INSTRUMENT OF SERVICE, IS PROVIDED BY AND IS THE PROPERTY OF GRAZIANI+CORAZZA ARCHITECTS INC. THE CONTRACTOR MUST VERIFY AND ACCEPT RESPONSIBILITY FOR ALL DIMENSIONS AND CONDITIONS ON SITE AND MUST NOTIFY GRAZIANI+CORAZZA ARCHITECTS INC. OF ANY VARIATIONS FROM THE SUPPLIED INFORMATION. GRAZIANI+CORAZZA ARCHITECTS INC. IS NOT RESPONSIBLE FOR THE ACCURACY OF SURVEY, STRUCTURAL, MECHANICAL, ELECTRICAL, AND OTHER ENGINEERING INFORMATION SHOWN ON THIS DRAWING. REFER TO THE APPROPRIATE ENGINEERING DRAWINGS BEFORE PROCEEDING WITH THE WORK. CONSTRUCTION MUST CONFORM TO ALL APPLICABLE CODES AND REQUIREMENTS OF THE AUTHORITIES HAVING JURISDICTION. UNLESS OTHERWISE NOTED, NO INVESTIGATION HAS BEEN UNDERTAKEN OR REPORTED ON BY THIS OFFICE IN REGARDS TO THE ENVIRONMENTAL CONDITION OF THIS SITE.

THIS DRAWING IS NOT TO BE SCALED. ALL ARCHITECTURAL SYMBOLS INDICATED ON THIS DRAWING ARE GRAPHIC REPRESENTATIONS ONLY.

CONDITIONS FOR ELECTRONIC INFORMATION TRANSFER:

ELECTRONIC INFORMATION IS SUPPLIED TO THE OTHER ASSOCIATED FIRMS TO ASSIST THEM IN THE EXECUTION OF THEIR WORK / REVIEW. THE RECIPIENT FIRMS MUST DETERMINE THE COMPLETENESS / APPROPRIATENESS / RELEVANCE OF THE INFORMATION IN RESPECT TO THEIR PARTICULAR RESPONSIBILITY

GRAZIANI + CORAZZA ARCHITECTS INC. SHALL NOT BE RESPONSIBLE FOR

1. ERRORS, OMISSIONS, INCOMPLETENESS DUE TO LOSS OF INFORMATION IN WHOLE OR PART WHEN INFORMATION IS TRANSFERRED
2. TRANSMISSION OF ANY VIRUS OR DAMAGE TO THE RECEIVING ELECTRONIC SYSTEM WHEN INFORMATION IS TRANSFERRED.

01. Oct.07.2019 issued for tender

02. Mar.13.2020 issued for design coordination #2

KEY PLAN

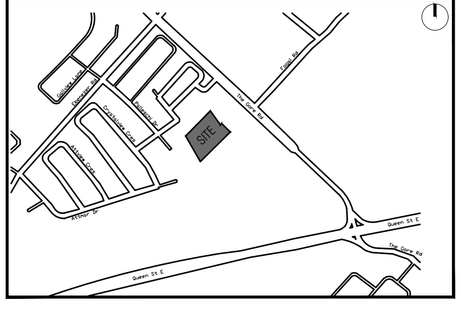

GENERAL NOTES

1. For landscaping, refer to landscape drawings.
2. For proposed grading, refer to landscape drawings and approved grading plan.
3. All perimeter existing information indicated taken from survey.
4. All work to be done in conformance with the 2012 Ontario Building Code (O.B.C., as amended)

OBC CLASSIFICATION

Group C, Residential Occupancy, 4 Storey , Part 3.2.2.45, Part 9.10.4, Building is Sprinklered, Standpipe is required

PROJECT STATISTICS

Job #: 1331.15 - Brampton
Date: March 13 2020
Project Statistics

	Permitted / Required	Parcel A
01. Site Area		
		11666m2 125575 ft2
02. G.F.A		
Residential		
Above Grade		17900 m2
Below Grade		
Total		17900 m2
03. F.S.I		
Minimum	1.25	1.53
04. Lot Coverage		
Maximum	No requirement	4475 m2
Ratio	No requirement	25%
05. Landscape Area		
Minimum	20% of the lot area - 2333.20 m2	3718.13 m2 - 32%
06. Setbacks (m) *		
Above Grade		
North	6.00	6.00
East (Abutting R4A-2873)	3.00	6.00
South (Front Lot Line)	3.0 to front wall	3.00
West (Abutting R3C-3455)	6.00	6.00
Below Grade		
North	0.30	1.05
East	0.30	6.05
South	0.30	1.85
West	0.30	4.10
07. Minimum Seperation Distance Between Buildings		
	12.0 meters between two exterior walls which contain balconies, doors, or windows of habitable rooms	12.0 m
	5.0 meters between two exterior walls which contain no balconies, doors, or windows of habitable rooms	5.0 m
08. Unit Count **		
1 Bedroom		76 39%
2 Bedroom		109 55%
3 Bedroom		12 6%
Total		197 100%
09. Total Parking ***		
Residential - inc. 33 Tandem 2 H/C	223 (1.4 per unit)	246
Visitor/Retail Incl-2 H/C	40 (0.25 per unit)	40
Total	263	286
12. Lockers		
		203
13. Building Height		
Minimum (To Main Roof Slab)	4STY	4STY - 12.87M
14.Amenity Space		
Indoor		0 m2
Outdoor		0 m2
Total		0 m2

* Setbacks to main building face
** Final unit count may vary depending on market demand.

GENERAL NOTES

1. THE APPLICANT WILL BE RESPONSIBLE FOR THE COST OF ANY UTILITY RELOCATIONS NECESSITATED BY THE SITE PLAN.
2. ALL ENTRANCES, WALKWAYS, RAMPS, CURB CUTS, ETC. HAVE FLUSH THRESHOLDS AND/ OR CAN BE ACCESSED BY A DISABLED PERSON(S) AS PER O.B.C. 2006-SECTION 3.8.
3. ALL EXCESS EXCAVATED MATERIAL WILL BE REMOVED FROM THE SITE
4. AT ENTRANCES TO THE SITE, THE MUNICIPAL CURB AND SIDEWALK WILL BE CONTINUOUS THROUGH THE DRIVEWAY AND CURB DEPRESSION WILL BE PROVIDED FOR EACH ENTRANCE.
5. IF THE FINAL COURSE OF THE DRIVEWAY ASPHALT PAVING IS DELAYED, INSTALL A TEMPORARY LIFT OF ASPHALT AT RAMPS OR CURB CUTS TO PROVIDE BARRIER-FREE ACCESS
6. ALL WORK TO BE DONE IN CONFORMANCE WITH THE 2012 ONTARIO BUILDING CODE (O.B.C. as amended)
7. PRIOR TO ANY CONSTRUCTION TAKING PLACE, STRUCTURALLY CERTIFIED OVERHEAD HOARDING WITHIN THE RIGHT-OF-WAY AS SHOWN ON THE SITE PLAN (AS APPLICABLE), HOARDING ADJACENT TO EXISTING PROPERTIES TO PROTECT FROM CONSTRUCTION ACTIVITY, AND ALL REQUIRED HOARDING IN ACCORDANCE WITH THE ONTARIO OCCUPATIONAL HEALTH AND SAFETY ACT AND REGULATIONS FOR CONSTRUCTION PROJECTS MUST BE ERECTED AND MAINTAINED THROUGHOUT ALL PHASES OF CONSTRUCTION.
8. A LETTER IS REQUIRED FROM A PROFESSIONAL ENGINEER (LICENSED BY PROFESSIONAL ENGINEER OF ONTARIO) STATING THAT THE STRUCTURE BELOW CAN SAFELY SUPPORT A FULLY LOADED WASTE COLLECTION VEHICLE WEIGHING 35 TONNES.

SURVEY INFORMATION

PLAN OF SUBDIVISION OF
ALL OF BLOCKS 186, 187, 190 AND 191
AND PART OF BLOCK 188
REGISTERED PLAN 43M-1709 AND
PART OF LOT 5, CONCESSION 9,
NORTHERN DIVISION
(TOWNSHIP OF TORONTO GORE, COUNTY OF PEEL)
NOW IN THE
CITY OF BRAMPTON
REGIONAL MUNICIPALITY OF PEEL

Schaeffer Dzaldov Bennet Limited
64 Jardin Drive
Concord, Ontario L4K 3P3
Ph: (416) 987-0101 Fax: 905-761-0119

CLIENT INFORMATION

FORESTSIDE ESTATES INC.
3550 LANGSTAFF RD, SUITE 200
WOODBRIDGE,ON
L4L 9G3
Ph: 905-856-2150
Email: marcoc@royalpinehomes.com

O.P.S.D. 239

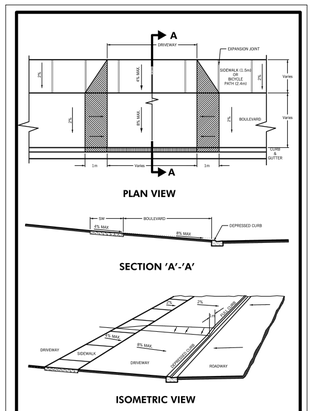

ALL DIMENSIONS IN mm UNLESS OTHERWISE NOTED

BRAMPTON Flower City — URBAN ENTRANCE WITH BOULEVARD — APPROVED: 2010/12/23 — ORIGINAL: 1995/01/25 — REV. 3 — 239 — N.T.S

O.P.S.D. 229

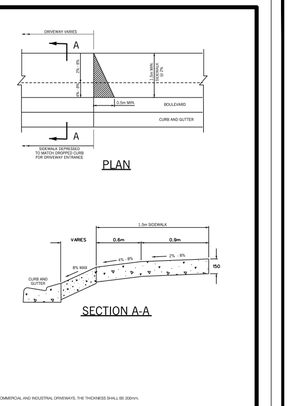

NOTES:
1. AT COMMERCIAL AND INDUSTRIAL DRIVEWAYS, THE THICKNESS SHALL BE 200mm.

DIMENSIONS IN mm UNLESS OTHERWISE NOTED

BRAMPTON Flower City — SIDEWALK DRIVEWAY ENTRANCE DETAILS — APPROVED: 2007/05/30 — ORIGINAL: 2007/05/30 — REV. 0 — 229 — N.T.S

FILE NUMBER AND MUNICIPAL ADRESS

SP18.118.000
ATTMAR & PALLESCHI DRIVE
BRAMPTON, ONTARIO
XXX XXX

LIST OF DRAWINGS

A100 - COVER SHEET

A101 - SITE PLAN
A102 - LEGENDS & SCHEDULES (WALL TYPES)
A103 - LEGENDS & SCHEDULES (DOORS, SCREENS)

A201 - FIRE SEPARATION PLAN -P1 UNDERGROUND
A202 - FIRE SEPARATION PLAN - GARDEN LEVEL
A203 - FIRE SEPARATION PLAN - FIRST FLOOR
A204 - FIRE SEPARATION PLAN - SECOND FLOOR
A205 - FIRE SEPARATION PLAN - THIRD FLOOR

A211 - P1 UNDERGROUND PLAN
A212 - GARAGE ROOF PLAN

A 301a - GARDEN LEVEL PLAN -BUILDING A
A 301b - GARDEN LEVEL PLAN -BUILDING B
A 302a - FIRST FLOOR PLAN-BUILDING A
A 302b - FIRST FLOOR PLAN-BUILDING B
A 303a - SECOND FLOOR PLAN-BUILDING A
A 303b - SECOND FLOOR PLAN- BUILDING B
A 304a - THIRD FLOOR PLAN-BUILDING A
A 304b - THIRD FLOOR PLAN-BUILDING B
A 305a - FORTH PLAN-BUILDING A
A 305b - FORTH PLAN-BUILDING B
A 306a - ROOF PLAN-BUILDING A
A 306b - ROOF PLAN-BUILDING B

A401a - ELEVATIONS-BUIDING 1&2
A401a1-a3 ELEVATIONS-BUIDING 1&2
A401b - ELEVATIONS-BUIDING 3&4
A401b1-b3 ELEVATIONS-BUIDING 3&4
A401c - ELEVATIONS-BUIDING 5&6
A401c1-c3 ELEVATIONS-BUIDING 5&6
A401d ELEVATIONS-BUIDING 7&8
A401d1-d3 ELEVATIONS-BUIDING 7&8

A501a - BUILDING SECTIONS
A502a - BUILDING SECTIONS
A503a - BUILDING SECTIONS

A601 - WALL SECTIONS
A602 - WALL SECTIONS
A603 - WALL SECTIONS
A604 - WALL SECTIONS
A605 - WALL SECTIONS

A650 - SECTION DETAILS

A701a - STAIR SECTIONS
A701b - STAIR SECTIONS

A811 - TYPICAL DETAILS
A812 - TYPICAL DETAILS
A813 - TYPICAL DETAILS
A814 - TYPICAL DETAILS
A815 - TYPICAL DETAILS

A851 - PLAN DETAILS
A852 - PLAN DETAILS

A900 - WINDOW SCHEDULE

LEGEND

DEPRESSED CURB

SIAMESE CONNECTION

PARKING LEGEND

issued for revisions

GRAZIANI + CORAZZA ARCHITECTS
1320 CHARDON DRIVE SUITE 100 MISSISSAUGA, ONTARIO L4W 1C3
T. 905.795.2601 F. 905.795.7644 WWW.GC-ARCHITECTS.COM

RESIDENTIAL

ROYAL PINE

ATTMAR + PALLESCHI DRIVE
BRAMPTON ONTARIO

PROJECT ARCHITECT:	B.GRAZIANI
ASSISTANT DESIGNER:	R.LINCOLN
DRAWN BY:	F.C/M.B
CHECKED BY:	D.BIASE/G.COLANGELO
PLOT DATE:	AUG.06.2020
JOB #	1331.15

Site Plan

1:250 A101

TITLEBLOCK SIZE: 915 x 1200

EXTERIOR WALL SCHEDULE

WALL #	MATERIALS		FRR
WW	WINDOW WALL VISION WINDOW WALL FRAMING SYSTEM INSULATED GLAZING UNIT	150	
WWS	WINDOW WALL SPANDREL WINDOW WALL FRAMING SYSTEM SPANDREL GLASS PANEL WITH 75mm MINERAL WOOL INSULATION (R12.6) METAL LINER BACKPAN (AIR/VAPOUR BARRIER)	150	
WWM	WINDOW WALL METAL PANEL WINDOW WALL FRAMING SYSTEM FLUSH METAL PANEL WITH 75mm MINERAL WOOL INSULATION (R12.6) METAL LINER BACKPAN (AIR/VAPOUR BARRIER)	150	
WW-F	WINDOW WALL - FRAME BACKUP WINDOW WALL FRAMING SYSTEM SPANDREL GLASS PANEL WITH 75mm MINERAL WOOL INSULATION (R12.6) METAL LINER BACKPAN (AIR/VAPOUR BARRIER) 25mm SEMI-RIGID INSULATION (R4.2) 64/92mm METAL STUD @ 400 O.C. 12.7mm GYPSUM BOARD (SECOND AIR BARRIER)	250 TYP. 64mm 92mm	
WW-C	WINDOW WALL - CONCRETE BACKUP WINDOW WALL FRAMING SYSTEM SPANDREL GLASS PANEL WITH 75mm MINERAL WOOL INSULATION (R12.6) METAL LINER BACKPAN (AIR/VAPOUR BARRIER) AIR SPACE STRUCTURAL CONCRETE WALL (SEE STRUCTURAL DRAWINGS)	VARIES	
BR-F	BRICK - FRAME BACKUP 90mm FACEBRICK (REFER TO ELEVATION FOR COLOUR) WITH GALVANIZED METAL TIES W/ ADJUSTABLE HOOKS AT 400 O.C. HORIZ. 600 O.C. VERT. 25mm AIRSPACE 25mm XPS RIGID INSULATION (R5) AIR BARRIER MEMBRANE 15.9mm OSB SHEATHING 152mm METAL STUD @ 400 O.C. WITH 90mm SPRAY FORM INSULATION (R17) 12.7mm GYPSUM BOARD	320	
BR-C	BRICK - CONCRETE BACKUP 90mm FACEBRICK (REFER TO ELEVATION FOR COLOUR) WITH GALVANIZED METAL TIES AT 400 O.C. HORIZ. 600 O.C. VERT. 25mm AIRSPACE 125mm XPS RIGID INSULATION (R20) AIR/VAPOUR BARRIER MEMBRANE STRUCTURAL CONCRETE WALL (SEE STRUCTURAL DRAWINGS)	VARIES	
SN-F	STONE - FRAME BACKUP 90mm STONE VENEER (REFER TO ELEVATION FOR COLOUR) WITH GALVANIZED METAL TIES AT 400 O.C. HORIZ. 600 O.C. VERT. 25mm AIRSPACE 25mm XPS RIGID INSULATION (R7) AIR BARRIER MEMBRANE 15.9mm OSB SHEATHING 152mm METAL STUD @ 400 O.C. WITH 90MM SPRAY FORM INSULATION (R17) 12.7mm GYPSUM BOARD	320	
SN-C	STONE - CONCRETE BACKUP 90mm STONE VENEER (REFER TO ELEVATION FOR COLOUR) WITH GALVANIZED METAL TIES AT 400 O.C. HORIZ. 600 O.C. VERT. 25mm AIRSPACE 125mm XPS RIGID INSULATION (R20) AIR/VAPOUR BARRIER MEMBRANE STRUCTURAL CONCRETE WALL (SEE STRUCTURAL DRAWINGS)	VARIES	
BR-B	BRICK - BLOCK BACKUP 90mm FACEBRICK (REFER TO ELEVATION FOR COLOUR) WITH GALVANIZED METAL TIES AT 400 O.C. HORIZ. 600 O.C. VERT. 25mm AIRSPACE AIR/VAPOUR BARRIER MEMBRANE CONCRETE BLOCK (SIZE VARIES)	VARIES	
BL-C	BLOCK - CONCRETE BACKUP 90mm FACEBLOCK (REFER TOBUIDERS SPECS) WITH GALVANIZED METAL TIES AT 400 O.C. HORIZ. 600 O.C. VERT. 25mm AIRSPACE 125mm XPS RIGID INSULATION (R20) AIR/VAPOUR BARRIER MEMBRANE STRUCTURAL CONCRETE WALL (SEE STRUCTURAL DRAWINGS)	VARIES	
SD-B	BRICK - BLOCK BACKUP METAL SIDING (AS PER BUILDERS SPECS 40MM 18 GA. Z-GIRTS (VERTICAL) @600 O.C. WITH 38MM RIGID INSULATION (RSI 1.2, R7) AIR/VAPOUR BARRIER MEMBRANE CONCRETE BLOCK (SIZE VARIES)	VARIES	

ROOF TYPE SCHEDULE

ROOF #	MATERIALS		FRR
R1	ROOF (PROTECTED MEMBRANE) GRAVEL OR STONE BALLAST PERMEABLE FILTER FABRIC 100mm XPS RIGID INSULATION (R20) MEMBRANE SYSTEM C/W PROTECTION BOARD ON CONCRETE SLAB (MEMBRANE CONTINUOUS UP INTO WALL REGLET WITH METAL FLASHING COVER AND CAULKING)	VARIES	
R2	ROOF TERRACE (TYPICAL) PRECAST CONCRETE PAVERS BEDDING SUBSTRATE PERMEABLE FILTER FABRIC 100mm XPS RIGID INSULATION (R20) MEMBRANE SYSTEM C/W PROTECTION BOARD ON CONCRETE SLAB (MEMBRANE CONTINUOUS UP INTO WALL REGLET WITH METAL FLASHING COVER AND CAULKING)	VARIES	

FLOOR TYPE SCHEDULE

FLOOR #	MATERIALS		FRR	STC
FL1	OBC SB-2 (REINFORCED CONCRETE FLOORS/ROOFS) TABLE 2.2.1.A – 2.2.1.B. 200mm MIN. POURED CONCRETE (REFER TO STRUCTURAL DRAWINGS)	VARIES	1H & 2H	xx REF. NRC xxxxx

STUD PARTITION SCHEDULE

WALL #	MATERIALS		FRR	STC
PS1	12.7mm GYPSUM BOARD 41mm METAL STUD @ 400 O.C. 12.7mm GYPSUM BOARD	92		
PS1A	12.7mm GYPSUM BOARD 41mm METAL STUD @ 400 O.C. 12.7mm ABUSE RESISTANT GYPSUM BOARD	92		
PS1C	12.7mm GYPSUM BOARD 41mm METAL STUD @ 400 O.C. 12.7mm MOISTURE RESISTANT GYPSUM BOARD (DENS SHIELD OR EQUAL)	92		
PS1S	12.7mm GYPSUM BOARD 41mm METAL STUD @ 400 O.C. WITH 38mm BATT INSULATION 12.7mm GYPSUM BOARD	92		
PS1X	ULC DESIGN NO. W453 2 LAYERS 15.9mm TYPE X GYPSUM BOARD 41mm METAL STUD @ 600 O.C. 2 LAYERS 15.9mm TYPE X GYPSUM BOARD	105	2H	
PS1SX	ULC DESIGN NO. W453 2 LAYERS 15.9mm TYPE X GYPSUM BOARD 41mm METAL STUD @ 600 O.C. WITH 38mm BATT INSULATION 2 LAYERS 15.9mm TYPE X GYPSUM BOARD	105	2H	51-54 GA WP-5910
PS2	12.7mm GYPSUM BOARD 64mm METAL STUD @ 400 O.C. 12.7mm GYPSUM BOARD	90		
PS2A	12.7mm GYPSUM BOARD 64mm METAL STUD @ 400 O.C. 12.7mm ABUSE RESISTANT GYPSUM BOARD	90		
PS2C	12.7mm GYPSUM BOARD 64mm METAL STUD @ 400 O.C. 12.7mm CEMENT BOARD	90		
PS2S	12.7mm GYPSUM BOARD 64mm METAL STUD @ 400 O.C. WITH 63mm BATT INSULATION 12.7mm GYPSUM BOARD	90		43 (NRC) TL-93-043
PS2X	ULC DESIGN NO. W453 15.9mm TYPE X GYPSUM BOARD 64mm METAL STUD @ 600 O.C. WITH 63mm BATT INSULATION 15.9mm TYPE X GYPSUM BOARD	90	1H	44 (NRC) TL-93-033
PS2SX	ULC DESIGN NO. W453 15.9mm TYPE X GYPSUM BOARD 64mm METAL STUD @ 600 O.C. WITH 63mm BATT INSULATION 15.9mm TYPE X GYPSUM BOARD	90	1H	44 (NRC) TL-93-033
PS3	12.7mm GYPSUM BOARD 92mm METAL STUD @ 400 O.C. 12.7mm GYPSUM BOARD	120		
PS3A	12.7mm GYPSUM BOARD 92mm METAL STUD @ 400 O.C. 12.7mm ABUSE RESISTANT GYPSUM BOARD	120		
PS3C	12.7mm GYPSUM BOARD 92mm METAL STUD @ 400 O.C. 12.7mm CEMENT BOARD	120		
PS3S	12.7mm GYPSUM BOARD 92mm METAL STUD @ 400 O.C. WITH 89mm BATT INSULATION 12.7mm GYPSUM BOARD	120		47 (NRC) TL-92-413
PS3X	ULC DESIGN NO. W453 15.9mm TYPE X GYPSUM BOARD 92mm METAL STUD @ 600 O.C. WITH 65mm BATT INSULATION 15.9mm TYPE X GYPSUM BOARD	125	1H	50 REF: IIT INST. PAL-TL89-157
PS4	12.7mm GYPSUM BOARD 152mm METAL STUD @ 600 O.C. 12.7mm GYPSUM BOARD	180		
PS4A	12.7mm GYPSUM BOARD 152mm METAL STUD @ 600 O.C. 12.7mm ABUSE RESISTANT GYPSUM BOARD	180		
PS4C	12.7mm GYPSUM BOARD 152mm METAL STUD @ 600 O.C. 12.7mm CEMENT BOARD	180		
PS4S	12.7mm GYPSUM BOARD 152mm METAL STUD @ 600 O.C. 12.7mm MOISTURE RESISTANT GYPSUM BOARD (DENS SHIELD OR EQUAL)	180		
PS4S	15.9mm TYPE X GYPSUM BOARD 152mm METAL STUD @ 600 O.C. WITH 152mm BATT INSULATION 15.9mm TYPE X GYPSUM BOARD	185		52 (NRC) TL-93-299
PS4X	ULC DESIGN NO. W453 15.9mm TYPE X GYPSUM BOARD 152mm METAL STUD @ 600 O.C. WITH 152mm BATT INSULATION 15.9mm TYPE X GYPSUM BOARD	185	1H	
PS4SX	ULC DESIGN NO. W453 2 LAYERS 15.9mm TYPE X GYPSUM BOARD 152mm METAL STUD @ 600 O.C. WITH 152mm BATT INSULATION 2 LAYERS 15.9mm TYPE X GYPSUM BOARD	215	2H	59 (NRC) S9A
PS4SX	ULC DESIGN NO. W453 15.9mm TYPE X GYPSUM BOARD 152mm METAL STUD @ 600 O.C. WITH 152mm BATT INSULATION 15.9mm TYPE X GYPSUM BOARD	185	1H	51 (NRC) TL-93-298
PS5	12.7mm GYPSUM BOARD 203mm METAL STUD @ 600 O.C. 12.7mm GYPSUM BOARD	230		
PS5S	12.7mm GYPSUM BOARD 203mm METAL STUD @ 600 O.C. WITH 200mm BATT INSULATION 12.7mm GYPSUM BOARD	230		
PS5X	ULC DESIGN NO. W453 15.9mm TYPE X GYPSUM BOARD 203mm METAL STUD @ 600 O.C. 15.9mm TYPE X GYPSUM BOARD	235	1H	
PS5SX	ULC DESIGN NO. W453 2 LAYERS 15.9mm TYPE X GYPSUM BOARD 203mm METAL STUD @ 600 O.C. 2 LAYERS 15.9mm TYPE X GYPSUM BOARD	265	2H	
PS5SX	ULC DESIGN NO. W453 15.9mm TYPE X GYPSUM BOARD 203mm METAL STUD @ 600 O.C. WITH 200mm BATT INSULATION. 15.9mm TYPE X GYPSUM BOARD	235	1H	51 (NRC)

FURRING TYPE SCHEDULE

FINISH #	MATERIALS			
F1	12.7mm GYPSUM BOARD	27		
F1A	12.7mm ABUSE RESISTANT GYPSUM BOARD	27		
F1C	12.7mm CEMENT BOARD	27		
F1G	12.7mm MOISTURE RESISTANT GYPSUM BOARD (DENS SHIELD OR EQUAL)	27		
F1V	6MIL POLY VAPOUR BARRIER 12.7mm GYPSUM BOARD	27		
F2	22mm METAL FURRING CHANNELS @ 400 O.C. 12.7mm GYPSUM BOARD	35		
F2A	22mm METAL FURRING CHANNELS @ 400 O.C. 12.7mm ABUSE RESISTANT GYPSUM BOARD	35		
F2C	22mm METAL FURRING CHANNELS @ 400 O.C. 12.7mm CEMENT BOARD	35		
F2G	22mm METAL FURRING CHANNELS @ 400 O.C. 12.7mm MOISTURE RESISTANT GYPSUM BOARD (DENS SHIELD OR EQUAL)	35		
F2V	6MIL POLY VAPOUR BARRIER 22mm METAL FURRING CHANNELS @ 400 O.C. 12.7mm MOISTURE RESISTANT GYPSUM BOARD	35		
F3	41mm METAL STUD @ 400 O.C. 12.7mm GYPSUM BOARD	55		
F3A	41mm METAL STUD @ 400 O.C. 12.7mm ABUSE RESISTANT GYPSUM BOARD	55		
F3C	41mm METAL STUD @ 400 O.C. 12.7mm CEMENT BOARD	55		
F3G	41mm METAL STUD @ 400 O.C. 12.7mm MOISTURE RESISTANT GYPSUM BOARD (DENS SHIELD OR EQUAL)	55		
F3S	10mm AIR SPACE 41mm METAL STUD @ 400 O.C. WITH 38mm BATT INSULATION 12.7mm GYPSUM BOARD	55		
F3V	10mm AIR SPACE 41mm METAL STUD @ 400 O.C. WITH 38mm BATT INSULATION (R6) 6MIL POLY VAPOUR BARRIER 12.7mm GYPSUM BOARD	55		
F4	64mm METAL STUD @ 400 O.C. 12.7mm GYPSUM BOARD	80		
F4A	64mm METAL STUD @ 400 O.C. 12.7mm ABUSE RESISTANT GYPSUM BOARD	80		
F4C	64mm METAL STUD @ 400 O.C. 12.7mm CEMENT BOARD	80		
F4G	64mm METAL STUD @ 400 O.C. 12.7mm MOISTURE RESISTANT GYPSUM BOARD (DENS SHIELD OR EQUAL)	80		
F4S	10mm AIR SPACE 64mm METAL STUD @ 400 O.C. WITH 64mm BATT INSULATION 12.7mm GYPSUM BOARD	90		
F4V	10mm AIR SPACE 64mm METAL STUD @ 400 O.C. WITH 64mm BATT INSULATION (R10) 6MIL POLY VAPOUR BARRIER 12.7mm GYPSUM BOARD	90		
F5	92mm METAL STUD @ 400 O.C. 12.7mm GYPSUM BOARD	105		
F5A	92mm METAL STUD @ 400 O.C. 12.7mm ABUSE RESISTANT GYPSUM BOARD	105		
F5C	92mm METAL STUD @ 400 O.C. 12.7mm CEMENT BOARD	105		
F5G	92mm METAL STUD @ 400 O.C. 12.7mm MOISTURE RESISTANT GYPSUM BOARD (DENS SHIELD OR EQUAL)	105		
F5S	10mm AIR SPACE 92mm METAL STUD @ 400 O.C. WITH 89mm BATT INSULATION 12.7mm GYPSUM BOARD	120		
F5V	10mm AIR SPACE 92mm METAL STUD @ 400 O.C. WITH 89mm BATT INSULATION (R15) 6MIL POLY VAPOUR BARRIER 12.7mm GYPSUM BOARD	120		
F5VG	10mm AIR SPACE 92mm METAL STUD @ 400 O.C. WITH 89mm BATT INSULATION (R15) 6MIL POLY VAPOUR BARRIER 12.7mm MOISTURE RESISTANT GYPSUM BOARD (DENS SHIELD OR EQUAL)	120		
F6	150mm METAL STUD @ 400 O.C. 12.7mm GYPSUM BOARD	165		
F6A	150mm METAL STUD @ 400 O.C. 12.7mm ABUSE RESISTANT GYPSUM BOARD	165		
F6C	150mm METAL STUD @ 400 O.C. 12.7mm CEMENT BOARD	165		
F6G	150mm METAL STUD @ 400 O.C. 12.7mm MOISTURE RESISTANT GYPSUM BOARD (DENS SHIELD OR EQUAL)	165		
F6S	10mm AIR SPACE 150mm METAL STUD @ 400 O.C. WITH 150mm BATT INSULATION 12.7mm GYPSUM BOARD	180		
F6V	10mm AIR SPACE 150mm METAL STUD @ 400 O.C. WITH 150mm BATT INSULATION (R20) 6MIL POLY VAPOUR BARRIER 12.7mm GYPSUM BOARD	180		

SHAFT WALL SCHEDULE

WALL #	MATERIALS		FRR	STC
SW1	ULC DESIGN NO. W507 (SHAFTWALL) 25mm GYPSUM SHAFT LINER PANEL 64mm C-H SECTION STUDS @ 600mm O.C. 2 LAYERS 15.9mm TYPE X GYPSUM BOARD	90	2H	39
SW2	ULC DESIGN NO. W507 (SHAFTWALL) 25mm GYPSUM SHAFT LINER PANEL 102mm C-H SECTION STUDS @ 600mm O.C. 2 LAYERS 15.9mm TYPE X GYPSUM BOARD	90	2H	39
SW3	ULC DESIGN NO. W507 (SHAFTWALL) 25mm GYPSUM SHAFT LINER PANEL 152mm C-H SECTION STUDS @ 600mm O.C. 2 LAYERS 15.9mm TYPE X GYPSUM BOARD	180	2H	39
SW4	GA FILE NO. WP 6800 (SHAFTWALL) 25mm GYPSUM SHAFT LINER PANEL 64mm C-H SECTION STUDS @ 600mm O.C. 15.9mm TYPE X GYPSUM BOARD	90	1H	35

PARTY, DEMISING, CORRIDOR WALL SCHEDULE

WALL #	MATERIALS		FRR	STC
PW1	ULC DESIGN NO. W453 (CORRIDOR WALL) 15.9mm TYPE X GYPSUM BOARD 90mm METAL STUD @ 600 O.C. WITH 89mm BATT INSULATION 15.9mm TYPE X GYPSUM BOARD (2 LAYERS)	120	1H	54 REF: NRC TL- 92-368
PW1A	ULC DESIGN NO. W453 (CORRIDOR WALL) 15.9mm TYPE X GYPSUM BOARD (2 LAYERS) 64mm METAL STUD @ 600 O.C. WITH 65mm BATT INSULATION 15.9mm TYPE X GYPSUM BOARD (2 LAYERS)	170	2H	55 REF: NRC TL- 93-037 57 REF: NRC W02784
PW1B	ULC DESIGN NO. W453 (CORRIDOR WALL) 15.9mm TYPE X GYPSUM BOARD 90mm METAL STUD @ 600 O.C. WITH 76mm MINERAL WOOL INSULATION 15.9mm TYPE X GYPSUM BOARD	125	1H	52 + REF: ROXUL RAL-TL95-195
PW1C	ULC DESIGN NO. W453 (CORRIDOR WALL) 15.9mm TYPE X GYPSUM BOARD 90mm METAL STUD @ 600 O.C. WITH 89mm FIBREGLASS BATT INSULATION (OWENS CORNING) 15.9mm TYPE X GYPSUM BOARD		1H	50 REF: IT-RESEARCH INST. PAL-TL89-157
PW2	ULC DESIGN NO. W483-U, U493 (PARTY WALL) 15.9mm TYPE X GYPSUM BOARD (2 LAYERS) 64mm METAL STUD @ 600 O.C. WITH 65mm BATT INSULATION 25mm (MIN.) AIRSPACE 64mm METAL STUD @ 600 O.C. WITH 65mm BATT INSULATION 15.9mm TYPE X GYPSUM BOARD (2 LAYERS)	220	1H & 2H	68 REF: NRC B3481.9
PW4	ULC DESIGN NO. W453 (PARTY WALL) 15.9mm TYPE X GYPSUM BOARD (2 LAYERS) 90mm METAL STUD @ 600 O.C. WITH 89mm BATT INSULATION 15.9mm RESILIENT CHANNEL (HORIZ.) @ 600 O.C. 15.9mm TYPE X GYPSUM BOARD	145	1H	58 REF: RAL TL90-345

NOTES:
1. ALL METAL STUDS NOTED IN THE ABOVE ASSEMBLIES ARE TO BE 25 GAUGE UNLESS NOTED OTHERWISE.
2. ALL STUD SPACING TO BE 600mm O.C. UNLESS NOTED OTHERWISE
3. PARTY WALLS PW1 & PW3 - ADDITIONAL LAYER OF GYPSUM BOARD ADDED TO ULC DESIGN W453 ASSEMBLIES ARE PERMITTED AS PER 'ULC FRONT SECTION, PAGE 4, SECTION: "WALLS AND PARTIONS".

CEILING TYPE SCHEDULE

CEILING #	MATERIALS		FRR	STC
C1	ACOUSTICAL CEILING (UNDERSIDE OF MECH. PH. AMENITY) SERVICE SPACE (REFER TO MECHANICAL DRAWINGS) 210mm BATT INSULATION METAL SUSPENSION SYSTEM C/W VIBRATION ISOLATORS 2 LAYERS 15.9mm TYPE X GYPSUM BOARD (STAGGERED JOINTS) METAL SUSPENSION SYSTEM 12.7mm GYPSUM BOARD	VARIES 300		
C2	ACOUSTICAL CEILING (COMMON AREAS) 100mm SEMI-RIGID INSULATION WITH PERFORATED VINYL FACE, STICK PINNED TO UNDERSIDE OF CONCRETE (JOINTS TO BE SEALED) METAL SUSPENSION SYSTEM C/W VIBRATION ISOLATORS 12.7mm GYPSUM BOARD	VARIES		
C2A	ACOUSTICAL CEILING (COMMON AREAS) 100mm SEMI-RIGID INSUL. WITH PERFORATED VINYL FACE, STICK PINNED TO UNDERSIDE OF CONCRETE (JOINTS TO BE SEALED) T-BAR METAL SUSPENSION SYSTEM C/W VIBRATION ISOLATORS ACOUSTICAL CEILING TILES (SEE ALSO INTERIOR DESIGN DRAWINGS)	VARIES		
C3	COMPACT ACOUSTICAL CEILING (UNDERSIDE OF MECH. PH. AMENITY) 40mm MINERAL WOOL BATT INSULATION METAL CHANNEL IN PREFABRICATED SUSPENDED CEILING HANGER (BY KINETICS OR APPROVED EQUAL) 22mm METAL FURRING CHANNELS 2-LAYERS 15.9mm TYPE X GYPSUM BOARD METAL SUSPENSION SYSTEM 12.7mm GYPSUM BOARD	MAKUP SPEC. VARIES		STC 72 IIC 51 REF: NRC B-3463.9
C4	SUSPENDED TILE CEILING (PARKING GARAGE, HEATED SOFFITS) HEATED SERVICE SPACE (REFER TO MECHANICAL DRAWINGS) WITH 210mm BATT INSULATION (R32) T-BAR METAL SUSPENSION SYSTEM MOISTURE/MOLD RESISTANT ACOUSTICAL CEILING TILES	VARIES		
C4B	STICK-PIN INSULATED CEILING (PARKING GARAGE, SOFFITS) 100mm SEMI-RIGID INSULATION (R17) WITH PERFORATED VINYL FACE, STICK-PINNED TO UNDERSIDE OF CONCRETE (JOINTS TO BE SEALED)	100		
C4B	STICK-PIN INSULATED CEILING (PARKING GARAGE, SOFFITS) 150mm SEMI-RIGID INSULATION (R25) WITH PERFORATED VINYL FACE, STICK-PINNED TO UNDERSIDE OF CONCRETE (JOINTS TO BE SEALED)	150		
C5	SUSPENDED TILE CEILING (RE-CIRCULATION FLOOR, CORRIDOR) SUSPENDED ACOUSTICAL CEILING TILE SYSTEM (SEE ALSO INTERIOR DESIGN DRAWINGS)	VARIES		
C6	SUSPENDED GYPSUM CEILING (RE-CIRC. FLOOR SUITES, BATHROOMS) SUSPENDED CEILING SYSTEM / METAL STUD FRAMING (400 O.C. MAX SPACING) 12.7mm GYPSUM CEILING BOARD	VARIES		
C7	ACOUSTICAL CEILING (SERVICE SPACES BELOW SUITES) SERVICE SPACE (AIR SPACE) 150mm SOUND ATTENUATION BATT INSULATION METAL SUSPENSION SYSTEM C/W VIBRATION ISOLATORS (TYP.) 12.7mm GYPSUM BOARD (2 LAYERS) STAGGERED JOINTS	VARIES		

FIRE RESISTANCE RATINGS FOR CEILING MEMBRANES

1.	2 LAYERS 12.7mm TYPE X GYPSUM BOARD	45 MIN. RATING
2.	2 LAYERS 15.9mm TYPE X GYPSUM BOARD	1 HOUR RATING

(REFERENCE - 2012 SUPPLEMENTARY STANDARD, SB-2, PAGE 21, 2.3.12, TABLE 2.3.12)

RESILIENT CHANNEL NOTES

1. SELECT SINGLE -LEG RESILIENT CHANNEL PROFILE WITH WITH LONG SLOTS ALONG LEG, NOT PUNCHED OVAL HOLES.
2. ENSURE THAT CHANNELS HAVE NOT BEEN CRUSHED DURING TRANSPORTATION TO SITE OR WHILE IN STORAGE ON SITE.
3. INSTALL CHANNELS PERPENDICULAR TO FRAMING MEMBERS, DO NOT SPACE CHANNELS CLOSER THAN SPECIFIED.
4. LEAVE SPACE BETWEEN ENDS OF CHANNELS AND ANY ABUTTING MATERIAL.
5. CHANNELS INSTALLED ON WALLS MUST BE INSTALLED WITH RESILIENT LEG FACING UP SO THAT GRAVITY PULLS THE GYPSUM BOARD AWAY FROM THE WALL.
6. LEAVE GAPS AT PERIMETER OF RESILIENT CEILINGS. GYPSUM BOARD FOR WALLS MUST BE ELEVATED OFF FLOORS AND GAP LEFT AT ADJACENT WALLS. SEAL ALL GAPS WITH ACOUSTICAL FIRESTOP SEALANT.
7. WHEN INSTALLING GYPSUM BOARD TO RESILIENT CHANNELS, DO NOT SCREW THROUGH RESILIENT CHANNEL INTO FRAMING BEYOND. SELECT SHORT SCREWS NOT CAPABLE OF BRIDGING.

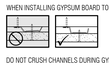

8. DO NOT CRUSH CHANNELS DURING GYPSUM BOARD INSTALLATION BY PUSHING EXCESSIVELY AGAINST THE BOARD.
9. PIPES PASSING THROUGH RESILIENTLY SUPPORTED BOARD SHALL BE ISOLATED BY LEAVING A GAP FILLED WITH ACOUSTICAL FIRESTOP SEALANT AROUND THE PIPE.
10. ELECTRICAL BOXES MUST NOT FASTEN TO RESILIENTLY SUPPORTED GYPSUM BOARD. LEAVE GAP AROUND BOX AND SEAL WITH ACOUSTICAL FIRESTOP SEALANT. DO NOT OVER-TIGHTEN FACE PLATES.
11. FRAMING FOR INTERIOR PARTITIONS AND BULKHEADS MUST BE FASTENED TO RESILIENT WALL/CEILING BOARD - DO NOT SCREW THROUGH RESILIENTLY SUPPORTED BOARD INTO FRAMING BEYOND.

BLOCK TYPE SCHEDULE

WALL #	MATERIALS		HOLLOW	75% SOLID	SOLID
B1	90 mm CONCRETE BLOCK	90			
	NORMAL WEIGHT		B1	B1SS	B1S
	LIGHT WEIGHT		B1L	B1SSL	B1SL
	FIRE RESISTANCE RATING (HOURS)				
	NORMAL WEIGHT		0.8	1.1	1.4
	LIGHT WEIGHT		1.1	1.3	1.8
	SOUND PROPERTIES (STC RATING)				
	CSA TYPE 'A' CONCRETE		43	45	47
	CSA TYPE 'C & D' CONCRETE		40	42	45
B2	140 mm CONCRETE BLOCK	140			
	NORMAL WEIGHT		B2	B2SS	B2S
	LIGHT WEIGHT		B2L	B2SSL	B2SL
	FIRE RESISTANCE RATING (HOURS)				
	NORMAL WEIGHT		1.1	2.0	2.9
	LIGHT WEIGHT		1.5	2.8	4+
	SOUND PROPERTIES (STC RATING)				
	CSA TYPE 'A' CONCRETE		46	50	52
	CSA TYPE 'C & D' CONCRETE		43	47	50
B3	190 mm CONCRETE BLOCK	190			
	NORMAL WEIGHT		B3	B3SS	B3S
	LIGHT WEIGHT		B3L	B3SSL	B3SL
	FIRE RESISTANCE RATING (HOURS)				
	NORMAL WEIGHT		1.8	3.2	4+
	LIGHT WEIGHT		2.5	4+	4+
	SOUND PROPERTIES (STC RATING)				
	CSA TYPE 'A' CONCRETE		49	53	56
	CSA TYPE 'C & D' CONCRETE		46	51	53
B4	240 mm CONCRETE BLOCK	240			
	NORMAL WEIGHT		B4	B4SS	B4S
	LIGHT WEIGHT		B4L	B4SSL	B4SL
	FIRE RESISTANCE RATING (HOURS)				
	NORMAL WEIGHT		2.4	4+	4+
	LIGHT WEIGHT		3.5	4+	4+
	SOUND PROPERTIES (STC RATING)				
	CSA TYPE 'A' CONCRETE		51	56	58
	CSA TYPE 'C & D' CONCRETE		49	53	56
B5	290 mm CONCRETE BLOCK	290			
	NORMAL WEIGHT		B5	B5SS	B5S
	LIGHT WEIGHT		B5L	B5SSL	B5SL
	FIRE RESISTANCE RATING (HOURS)				
	NORMAL WEIGHT		3.2	4+	4+
	LIGHT WEIGHT		4+	4+	4+
	SOUND PROPERTIES (STC RATING)				
	CSA TYPE 'A' CONCRETE		53	58	58
	CSA TYPE 'C & D' CONCRETE		50	56	58

FIRE-RESISTANCE RATING FOR MASONRY AND CONCRETE WALLS - LOADBEARING AND NON-LOADBEARING

TYPE OF WALL (mm)	FIRE RESISTANCE RATING						
	30MIN.	45MIN.	1 H	1.5 H	2.0 H	3.0 H	4.0 H
SOLID BRICK UNITS (80% SOLID AND OVER)	63	76	90	108	128	152	178
CORED BRICK UNITS AND HOLLOW TILE UNITS (LESS THAN 80% SOLID)	50	60	72	86	102	122	142
SOLID & HOLLOW CONCRETE MASONRY UNITS							
TYPE S OR N CONCRETE	44	59	73	95	113	142	167
TYPE L_1 20S CONCRETE	42	54	66	87	102	129	152
TYPE L_1 CONCRETE	42	54	64	82	97	122	143
TYPE L_2 20S CONCRETE	42	54	54	81	94	116	134
TYPE L_2 CONCRETE	42	54	63	79	91	111	127
MONOLITHIC CONCRETE & CONCRETE PANELS							
TYPE S CONCRETE	60	77	90	112	130	158	180
TYPE N CONCRETE	59	74	87	108	124	150	171
TYPE L4SS OR TYPE L CONCRETE	49	62	72	89	103	124	140

HOLLOW CONCRETE MASONRY UNITS MADE WITH TYPE S OR N CONCRETE SHALL HAVE A MINIMUM COMPRESSIVE STRENGTH OF 15MPA BASED ON NET AREA, AS DEFINED IN CSA A165.1, "CONCRETE BLOCK MASONRY UNITS". (REFERENCE - 2012 SUPPLEMENTARY STANDARD, SB-2, PAGE 10-11, 2.1, TABLE 2.1.1.)

ABBREVIATIONS

AD	= AREA DRAIN	MTL	= METAL
ADJ	= ADJUSTABLE	NFHB	= NON FREEZE HOSE BIB (SEE ALSO MECH. DWGS)
ALUM	= ALUMINUM	NO.	= NUMBER
ANOD.	= ANODIZED	OBC	= ONTARIO BUILDING CODE
BMF	= BLACK MATTE FINISH	O.C.	= ON CENTRE
℄	= CENTRE OR CENTRELINE	P.T.	= PRESSURE TREATED (LUMBER)
CH	= CABINET HEAT

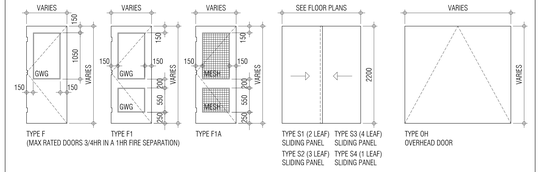

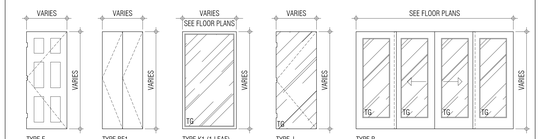

FRAME TYPES

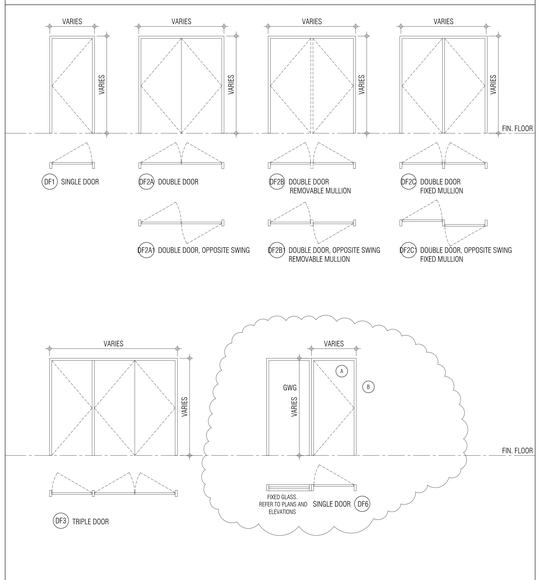

TYPICAL SUITE DOORS	S06	PWD ROOM			D	810	2130	35	HC		PT	DF1	WD	PT			
	S07	STORAGE			D	810	2130	35	HC		PT	DF1	WD	PT			
	S08	MECH.			D	2-610	2130	35	HC		PT	DF1	WD	PT			
	S09	W.I.C			D	810	2130	33	HC		PT	DF1	WD	PT			
	S10	W.I.C			D	760	2130	35	HC		PT	DF1	WD	PT			
	S10A	W.I.C			D	710	2130	35	HC		PT	DF1	WD	PT			
TYPICAL DOORS	T01	EXIT STAIR	CORRIDOR	1.5 HR	B1	860	2130	45	HM	GWG	PT	DF1	HM	PT			
	T01A	EXIT STAIR	CORRIDOR	1.5 HR	B1	860	2130	45	HM	GWG	PT	DF1	HM	PT			PANIC HARDWARE
	T01B	STAIR LANDING	STAIR LANDING		F1A	860	2130	45	HM		PT	DF1	HM	PT			PANIC HARDWARE
	T02	ELECTRICAL CLOSET	CORRIDOR	45 MIN.	D	2-965	2130	45	HM		PT	DF2A	HM	PT			
	T03	GARBAGE DISPOSAL	CORRIDOR	45 MIN.	D	965	2130	45	HM		PT	DF	HM	PT			
P1 UNDERGROUND LEVEL DOORS	B101	GENERATOR ROOM	VISITOR PARKING	1.5 HR	D	2-965	2130	45	HM		PT	DF2A	HM	PT			
	B102	AIR LOCK 'b'	VISITOR PARKING	1.5 HR	B	860	2130	45	HM	GWG	PT	DF1	HM	PT			PANIC HARDWARE
	B103	EXIT STAIRS 'b'	AIR LOCK 'b'	1.5 HR	B	860	2130	45	HM	GWG	PT	DF1	HM	PT			PANIC HARDWARE
	B104	MECH. ROOM 2	VISITOR PARKING	1.5 HR	D	915	2130	45	HM		PT	DF1	HM	PT			
	B105	LOCKERS RM 1	VISITOR PARKING	1.5 HR	D	965	2130	45	HM		PT	DF1	HM	PT			ELECTRIC STRIKE, AUTO DOOR OPERATOR
	B106	LOCKERS RM 1	PARKING	1.5 HR	D	965	2130	45	HM		PT	DF1	HM	PT			ELECTRIC STRIKE, AUTO DOOR OPERATOR
	B107	GARBAGE ROOM 1	PARKING	1.5 HR	D	2-915	2130	45	HM		PT	DF2a	HM	PT			
	B108	MACHINE ROOM	PARKING	1.5 HR	D	915	2130	45	HM		PT	DF1	HM	PT			
	B109	JANITOR RM	ELEV. LOBBY 1	1.5 HR	D	965	2130	45	HM		PT	DF1	HM	PT			
	B110	B.W.H	ELEV. LOBBY 1	1.5 HR	D	965	2130	45	HM		PT	DF1	HM	PT			
	B111	GARBAGE ROOM 1	B.W.H	1.5 HR	D	965	2130	45	HM		PT	DF1	HM	PT			
	B112	ELEV. LOBBY 1	AIR LOCK '1'	1.5 HR	B	965	2130	45	HM	GWG	PT	DF1	HM	PT			ELECTRIC STRIKE, AUTO DOOR OPERATOR
	B113	AIR LOCK '1'	PARKING	1.5 HR	B	965	2130	45	HM	GWG	PT	DF1	HM	PT			ELECTRIC STRIKE, AUTO DOOR OPERATOR
	B114	LOCKERS RM '3'	PARKING	1.5 HR	D	965	2130	45	HM		PT	DF1	HM	PT			ELECTRIC STRIKE, AUTO DOOR OPERATOR
	B115	MECH. ROOM 1	PARKING	1.5 HR	D	915	2130	45	HM		PT	DF1	HM	PT			
	B116	AIR LOCK 'a'	PARKING	1.5 HR	B	860	2130	45	HM	GWG	PT	DF1	HM	PT			PANIC HARDWARE
	B117	EXIT STAIRS 'a'	AIR LOCK 'a'	1.5 HR	B	860	2130	45	HM	GWG	PT	DF1	HM	PT			PANIC HARDWARE
	B118	SUB ELEC ROOM 1	PARKING	1.5 HR	D	915	2130	45	HM		PT	DF1	HM	PT			
	B119	AIR LOCK 'c'	PARKING	1.5 HR	B	860	2130	45	HM	GWG	PT	DF1	HM	PT			PANIC HARDWARE
	B120	EXIT STAIRS 'c'	AIR LOCK 'c'	1.5 HR	B	860	2130	45	HM	GWG	PT	DF1	HM	PT			PANIC HARDWARE
	B121	VISITOR PARKING	U/G PARKING		OH	5500	2130										overhead door c/w vibration isolated mounting hardware
	B122	AIR LOCK 'e'	PARKING	1.5 HR	B	860	2130	45	HM	GWG	PT	DF1	HM	PT			PANIC HARDWARE
	B123	EXIT STAIRS 'e'	AIR LOCK 'e'	1.5 HR	B	860	2130	45	HM	GWG	PT	DF1	HM	PT			PANIC HARDWARE
	B124	LOCKERS RM '2'	PARKING	1.5 HR	D	965	2130	45	HM		PT	DF1	HM	PT			ELECTRIC STRIKE, AUTO DOOR OPERATOR
	B125	SUB ELEC ROOM 2	PARKING	1.5 HR	D	915	2130	45	HM		PT	DF1	HM	PT			
	B126	GARBAGE ROOM 2	PARKING	1.5 HR	D	2-915	2130	45	HM		PT	DF2a	HM	PT			
	B127	B.W.H	GARBAGE ROOM 2	1.5 HR	D	965	2130	45	HM		PT	DF1	HM	PT			
	B128	AIR LOCK '2'	PARKING	1.5 HR	B	965	2130	45	HM	GWG	PT	DF1	HM	PT			ELECTRIC STRIKE, AUTO DOOR OPERATOR
	B129	ELEV. LOBBY 2	AIR LOCK '2'	1.5 HR	B	965	2130	45	HM	GWG	PT	DF1	HM	PT			ELECTRIC STRIKE, AUTO DOOR OPERATOR
	B130	JANITOR RM	ELEV. LOBBY '2'	1.5 HR	D	965	2130	45	HM		PT	DF1	HM	PT			
	B131	MACHINE ROOM	ELEV. LOBBY '2'	1.5 HR	D	965	2130	45	HM		PT	DF1	HM	PT			
	B132	GARBAGE ROOM 3	PARKING	1.5 HR	D	2-915	2130	45	HM		PT	DF2a	HM	PT			
	B133	B.W.H	GARBAGE ROOM 2	1.5 HR	D	965	2130	45	HM		PT	DF1	HM	PT			
	B134	B.W.H	ELEV. LOBBY '3'	1.5 HR	D	965	2130	45	HM		PT	DF1	HM	PT			
	B135	MACHINE ROOM	ELEV. LOBBY '3'	1.5 HR	D	965	2130	45	HM		PT	DF1	HM	PT			
	B136	JANITOR RM	ELEV. LOBBY '3'	1.5 HR	D	965	2130	45	HM		PT	DF1	HM	PT			
	B137	ELEV. LOBBY 3	AIR LOCK '3'	1.5 HR	B	965	2130	45	HM	GWG	PT	DF1	HM	PT			ELECTRIC STRIKE, AUTO DOOR OPERATOR
	B138	AIR LOCK '3'	PARKING	1.5 HR	B	965	2130	45	HM	GWG	PT	DF1	HM	PT			ELECTRIC STRIKE, AUTO DOOR OPERATOR
	B139	GARBAGE ROOM 4	PARKING	1.5 HR	D	2-915	2130	45	HM		PT	DF2a	HM	PT			
	B140	WASHROOM	PARKING	1.5 HR	D	915	2130	45	HM		PT	DF2a	HM	PT			
	B141	MAIN TELECOM RM	PARKING	1.5 HR	D	965	2130	45	HM		PT	DF1	HM	PT			
	B142	AIR LOCK '4'	WALKWAY	1.5 HR	B	965	2130	45	HM	GWG	PT	DF1	HM	PT			ELECTRIC STRIKE, AUTO DOOR OPERATOR
	B143	AIR LOCK '4'	PARKING	1.5 HR	B	965	2130	45	HM	GWG	PT	DF1	HM	PT			ELECTRIC STRIKE, AUTO DOOR OPERATOR
	B144	ELEV. LOBBY '4'	AIR LOCK '4'	1.5 HR	B	965	2130	45	HM	GWG	PT	DF1	HM	PT			ELECTRIC STRIKE, AUTO DOOR OPERATOR
	B145	B.W.H	ELEV. LOBBY '4'	1.5 HR	D	965	2130	45	HM		PT	DF1	HM	PT			
	B146	MACHINE ROOM	ELEV. LOBBY '4'	1.5 HR	D	965	2130	45	HM		PT	DF1	HM	PT			
	B147	JANITOR RM	ELEV. LOBBY '4'	1.5 HR	D	965	2130	45	HM		PT	DF1	HM	PT			
	B148	B.W.H	GARBAGE ROOM 4	1.5 HR	D	965	2-915	45	HM		PT	DF2a	HM	PT			
	B149	MAIN TELECOM RM	PARKING	1.5 HR	D	965	2130	45	HM		PT	DF1	HM	PT			
	B150	METER ROOM	PARKING	1.5 HR	D	915	2130	45	HM		PT	DF1	HM	PT			
	B151	STORAGE ROOM 1	PARKING	1.5 HR	D	965	2130	45	HM		PT	DF1	HM	PT			
	B152	AIR LOCK 'd'	PARKING	1.5 HR	B	860	2130	45	HM	GWG	PT	DF1	HM	PT			PANIC HARDWARE
	B153	EXIT STAIRS 'd'	AIR LOCK 'd'	1.5 HR	B	860	2130	45	HM	GWG	PT	DF1	HM	PT			PANIC HARDWARE
	B154	AIR LOCK 'f'	PARKING	1.5 HR	B	860	2130	45	HM	GWG	PT	DF1	HM	PT			PANIC HARDWARE
	B155	EXIT STAIRS 'f'	AIR LOCK 'c'	1.5 HR	B	860	2130	45	HM	GWG	PT	DF1	HM	PT			PANIC HARDWARE
	B156	AIR LOCK 'h'	PARKING	1.5 HR	B	860	2130	45	HM	GWG	PT	DF1	HM	PT			PANIC HARDWARE
	B157	EXIT STAIRS 'h'	AIR LOCK 'h'	1.5 HR	B	860	2130	45	HM	GWG	PT	DF1	HM	PT			PANIC HARDWARE
	B158	MECHANICAL RM	PARKING	1.5 HR	D	965	2130	45	HM		PT	DF1	HM	PT			

DOOR NO.	LOCATION FROM	LOCATION TO	FIRE RATING	DOORS TYPE	SIZE WIDTH	SIZE HEIGHT	SIZE THICK.	MATERIAL	GLASS	FINISH	FRAMES TYPE	FRAMES MATERIAL	FRAMES FINISH	THRESHOLD MATERIAL	THRESHOLD FINISH	REMARKS
G01	TOWNHOUSE	PATIO		A	915	2105	45	ALUM			DF1	ALUM	ANOD			
G02	TOWNHOUSE	EXTERIOR		A	860	2105	45	ALUM			DF1	ALUM	ANOD			
G03	SERVICE ROOM	EXTERIOR	45 MIN.	D	915	2130	45	HM		PT	DF	HM	PT			
G04	EXTERIOR	U/G PARKING		OH	5585	2130										overhead door c/w vibration isolated mounting hardware
G05	EXIT STAIRS	EXTERIOR	45 MIN.	F1	965	2105	45	ALUM	GWG		DF6	ALUM	ANOD			PANIC HARDWARE
																REFER TO I.D.D.
																REFER TO I.D.D.

GROUNDED FLOOR DOORS

10.	ALL DOORS EQUIPPED WITH AN ELECTRIC STRIKE REQUIRED FOR SECURITY SHALL COMPLY WITH ARTICLE 3.3.1.12 OF THE OBC.
11.	ALL DOORS EQUIPPED WITH AN ELECTROMAGNETIC LOCK SHALL COMPLY WITH ARTICLE 3.4.6.15 OF THE OBC.
12.	ALL WASHROOM/BATHROOM DOORS TO BE EQUIPPED WITH A PRIVACY LOCK.
13.	ALL STEEL DOORS EQUIPPED W/AN ELECTROMAGNETIC LOCK TO BE 18 GA. STEEL AND TACK WELD AND FILL EDGES.
14.	COMMON AREA DOORS WITH GLAZING THAT ARE FIRE RATED ARE TO HAVE GWG OR FIRELITE GLASS

DOOR SCHEDULE ABBREVIATIONS

DOOR MATERIAL		FRAME MATERIAL		FINISHES	
HMI -	HOLLOW METAL INSULATED	PST -	PRESSED STEEL	PT -	PAINT
SC -	SOLID CORE WOOD	AL -	ALUMINUM	ANOD -	ANODIZED
HC -	HOLLOW CORE WOOD	WD -	WOOD	VARN -	VARNISH
HM -	HOLLOW METAL	HM -	HOLLOW METAL	ST -	STAINED
PS -	PRESSED STEEL INSULATED	XXX -	MATERIAL	LAM -	PLASTIC LAMINATE FINISH
ALUM -	ALUMINUM	XXX -	MATERIAL	SS -	STAINLESS STEEL
COMP -	COMPOSITE	XXX -	MATERIAL	RB -	RUBBER
RESERVED		**DOOR SECURITY**		**GLASS**	
RF	RE-INFORCED	ES -	ELECTRIC STRIKE	IG -	INSULATED GLASS
XXX -	RESERVED	ML -	ELECTRO MAGNETIC LOCK	GWG -	GEORGIAN WIRE GLASS
XXX -	RESERVED	HOD -	HOLD OPEN DEVICE	TG -	TEMPERED GLASS
XXX -	RESERVED	CR -	CARD READER (TO RELEASE ELECTRIC STRIKE OR ELECTROMAGNETIC LOCK)	LG -	LAMINATED GLASS
XXX -	RESERVED	PB -	PUSH BUTTON (TO RELEASE ELECTRIC STRIKE OR ELECTROMAGNETIC LOCK)	FG -	FIXED GLASS
XXX -	RESERVED	MD -	MOTION DETECTOR (TO RELEASE ELECTRIC STRIKE OR ELECTROMAGNETIC LOCK)	FRG -	FROSTED GLASS
XXX -	RESERVED	EL -	ELECTRIFIED LATCH	FLT -	FIRE LITE GLASS

FLOOR NUMBERING

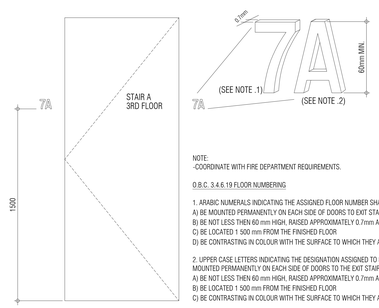

NOTE:
-COORDINATE WITH FIRE DEPARTMENT REQUIREMENTS.

O.B.C. 3.4.6.19 FLOOR NUMBERING

1. ARABIC NUMERALS INDICATING THE ASSIGNED FLOOR NUMBER SHALL,
A) BE MOUNTED PERMANENTLY ON EACH SIDE OF DOORS TO EXIT STAIR SHAFTS.
B) BE NOT LESS THEN 60 mm HIGH, RAISED APPROXIMATELY 0.7mm ABOVE THE SURFACE
C) BE LOCATED 1 500 mm FROM THE FINISHED FLOOR
D) BE CONTRASTING IN COLOUR WITH THE SURFACE TO WHICH THEY ARE APPLIED.

2. UPPER CASE LETTERS INDICATING THE DESIGNATION ASSIGNED TO EACH EXIT STAIR SHAFT SHALL BE MOUNTED PERMANENTLY ON EACH SIDE OF DOORS TO THE EXIT STAIR SHAFT AND SHALL
A) BE NOT LESS THEN 60 mm HIGH, RAISED APPROXIMATELY 0.7mm ABOVE THE SURFACE
B) BE LOCATED 1 500 mm FROM THE FINISHED FLOOR
C) BE CONTRASTING IN COLOUR WITH THE SURFACE TO WHICH THEY ARE APPLIED.

SUITE ENTRY DOOR FRAME DETAILS

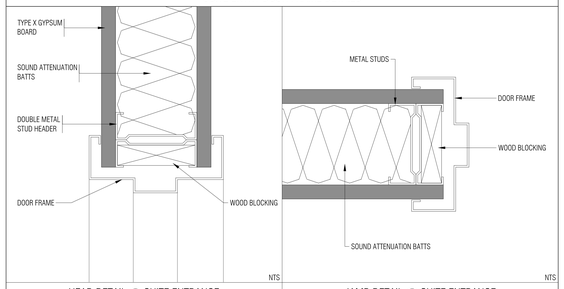

HEAD DETAIL @ SUITE ENTRANCE | JAMB DETAIL @ SUITE ENTRANCE

01.	Oct.07.2019	issued for tender
02.	Mar.13.2020	issued for design coordination #2
03.	Mar.16.2020	issued for addendum #2
04.	Mar.16.2020	issued for addendum #3

issued for revisions

GRAZIANI CORAZZA ARCHITECTS
1325 SHARKEY DRIVE, SUITE 100, MISSISSAUGA, ONTARIO, L4W 1C3
T 905.795.7601 F 905.795.7844 WWW.GC-ARCHITECTS.COM

RESIDENTIAL

ATTMAR + PALLESCHI DRIVE

BRAMPTON ONTARIO

PROJECT ARCHITECT:	B.GRAZIANI
ASSISTANT DESIGNER:	R.LINCOLN
DRAWN BY:	F.F./M.B
CHECKED BY:	D.BIASI/G.COLANGELO
PLOT DATE:	AUG.06.2020
JOB #	1331.15

DOOR SCHEDULE

NTS A103

TITLEBLOCK SIZE: 915 x 1200

THIS DRAWING, AS AN INSTRUMENT OF SERVICE, IS PROVIDED BY AND IS THE PROPERTY OF GRAZIANI+CORAZZA ARCHITECTS INC. THE CONTRACTOR MUST VERIFY AND ACCEPT RESPONSIBILITY FOR ALL DIMENSIONS AND CONDITIONS ON SITE AND MUST NOTIFY GRAZIANI+CORAZZA ARCHITECTS INC. OF ANY VARIATIONS FROM THE SUPPLIED INFORMATION. GRAZIANI+CORAZZA ARCHITECTS INC. IS NOT RESPONSIBLE FOR THE ACCURACY OF SURVEY, STRUCTURAL, MECHANICAL, ELECTRICAL, AND OTHER ENGINEERING INFORMATION SHOWN ON THIS DRAWING. REFER TO THE APPROPRIATE ENGINEERING DRAWINGS BEFORE PROCEEDING WITH THE WORK. CONSTRUCTION MUST CONFORM TO ALL APPLICABLE CODES AND REQUIREMENTS OF THE AUTHORITIES HAVING JURISDICTION. UNLESS OTHERWISE NOTED, NO INVESTIGATION HAS BEEN UNDERTAKEN OR REPORTED ON BY THIS OFFICE IN REGARDS TO THE ENVIRONMENTAL CONDITION OF THIS SITE.

THIS DRAWING IS NOT TO BE SCALED. ALL ARCHITECTURAL SYMBOLS INDICATED ON THIS DRAWING ARE GRAPHIC REPRESENTATIONS ONLY.

CONDITIONS FOR ELECTRONIC INFORMATION TRANSFER:

ELECTRONIC INFORMATION IS SUPPLIED TO THE OTHER ASSOCIATED FIRMS TO ASSIST THEM IN THE EXECUTION OF THEIR WORK / REVIEW. THE RECIPIENT FIRMS MUST DETERMINE THE COMPLETENESS / APPROPRIATENESS / RELEVANCE OF THE INFORMATION IN RESPECT TO THEIR PARTICULAR RESPONSIBILITY.

GRAZIANI + CORAZZA ARCHITECTS INC. SHALL NOT BE RESPONSIBLE FOR:
1. ERRORS, OMISSIONS, INCOMPLETENESS DUE TO LOSS OF INFORMATION IN WHOLE OR PART WHEN INFORMATION IS TRANSFERRED.
2. TRANSMISSION OF ANY VIRUS OR DAMAGE TO THE RECEIVING ELECTRONIC SYSTEM WHEN INFORMATION IS TRANSFERRED.

01. Oct.07.2019 issued for tender
02. Mar.13.2020 issued for design coordination #2
03. Mar.16.2020 issued for addendum #2
04. Mar.16.2020 issued for addendum #3

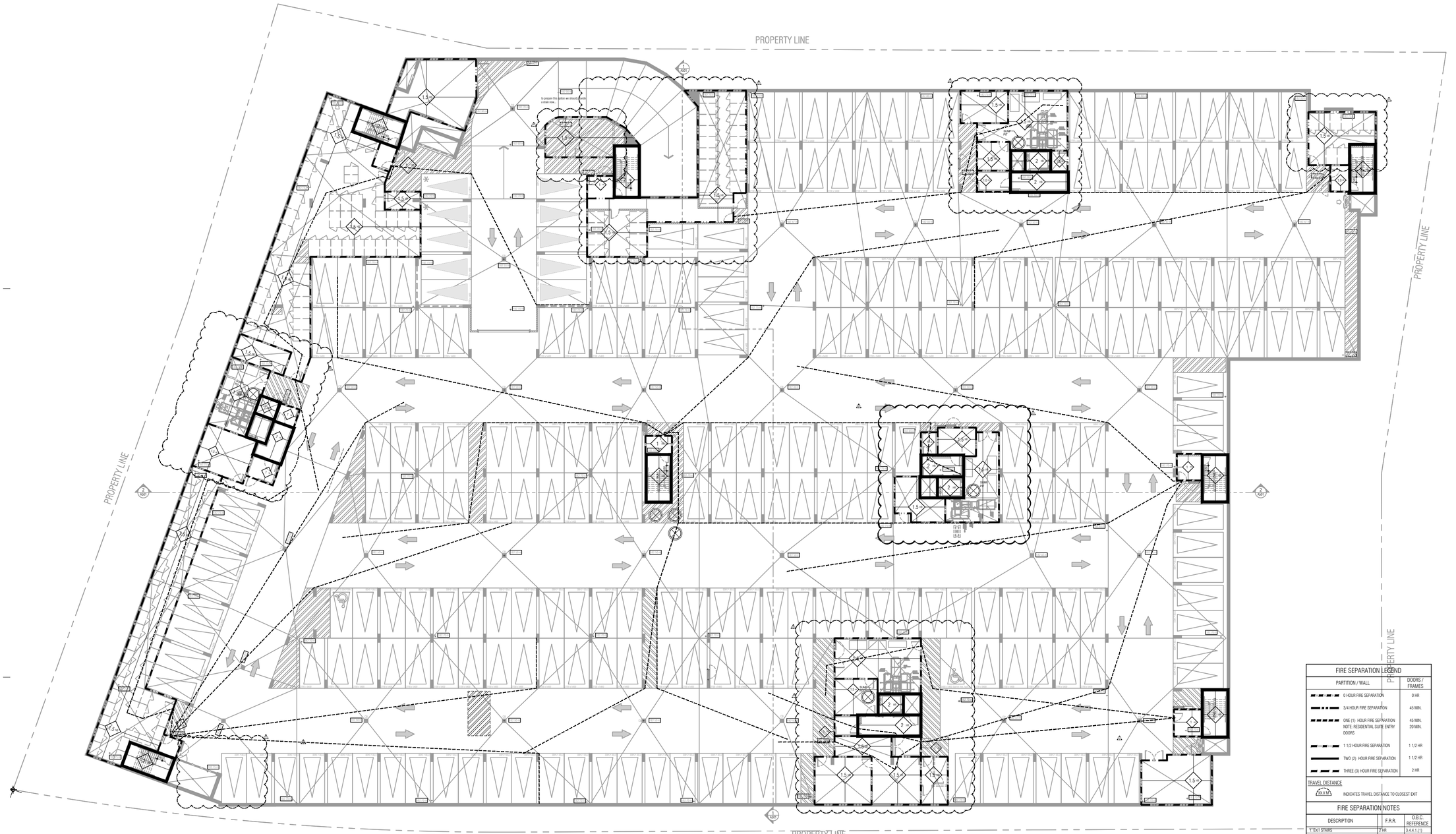

FIRE SEPARATION LEGEND		
PARTITION / WALL		DOORS / FRAMES
	0 HOUR FIRE SEPARATION	0 HR
	3/4 HOUR FIRE SEPARATION	45 MIN.
	ONE (1) HOUR FIRE SEPARATION NOTE: RESIDENTIAL SUITE ENTRY DOORS	45 MIN. 20 MIN.
	1 1/2 HOUR FIRE SEPARATION	1 1/2 HR
	TWO (2) HOUR FIRE SEPARATION	1 1/2 HR
	THREE (3) HOUR FIRE SEPARATION	2 HR

TRAVEL DISTANCE
INDICATES TRAVEL DISTANCE TO CLOSEST EXIT

FIRE SEPARATION NOTES		
DESCRIPTION	F.R.R.	O.B.C. REFERENCE
1 Exit STAIRS	2 HR	3.4.4.1.(1)
2. ELEVATOR SHAFTS	1.5HR	3.5.3.1.
3. FIREFIGHTERS ELEVATOR	2HR	3.2.6.
4. GARBAGE CHUTE SHAFT	2HR SPRINKLD	3.6.3.3.(2)(B)
5. GARBAGE CHUTE INTAKE ROOM	3/4HR	3.6.3.3.(5)
6. GARBAGE CHUTE DISCHARGE ROOM	2HR SPRINKLD	3.6.3.3.(9)
7. VERTICAL SERVICE SPACES	1HR	3.6.3.1.(1)
8. ELECTRICAL CLOSETS	2HR	3.6.2.1.(5)
9. PUBLIC CORRIDORS	1HR	3.3.1.4.(1)
10. SUITE TO SUITE SEPARATION	1HR	3.3.4.2.(1)
11. GARAGE TO ANY OTHER OCCUPANCY	1.5HR	3.3.5.6.(1)
12. STORAGE LOCKER ROOMS	1HR SPRINKLD	3.3.4.3.(1)&(2)
13. JANITORS ROOM	1HR	3.3.1.20.(1)
14. CENTRAL ALARM CONTROL FACILITY	2HR	
15. MULTIPLE STOREY RESIDENTIAL SUITES TO REMAINDER OF BUILDING	2HR	3.3.4.2.(3)
16. ELECTRICAL EQUIPMENT VAULT *2 HOUR IF VAULT IS PROTECTED WITH AN AUTOMATIC FIRE EXTINGUISHING SYSTEM	3HR	3.6.2.8.(1)

FIRE RATED CEILING

2.0 HOUR FIRE RATED CEILING
BMEC #89-1-118
25MM GYPSUM SHAFT LINER PANEL
64MM C-H SECTION STUDS @ 600MM O.C.
3 LAYERS 15.9MM TYPE X GYPSUM BOARD

issued for revisions

GRAZIANI + CORAZZA ARCHITECTS
1320 SHERIDON DRIVE, SUITE 100 MISSISSAUGA, ONTARIO L4W 1C3
T.905.795.2601 F.905.795.2944 WWW.GC-ARCHITECTS.COM

RESIDENTIAL

ATTMAR + PALLESCHI DRIVE
BRAMPTON ONTARIO

PROJECT ARCHITECT:	B.GRAZIANI
ASSISTANT DESIGNER:	R.LINCOLN
DRAWN BY:	F.C/M.B
CHECKED BY:	D.BIASE/G.COLANGELO
PLOT DATE:	AUG.06.2020
JOB #	1331.15

Fire Separation
P1 Underground Plan

1:100 A201

TITLEBLOCK SIZE: 915 x 1200

01.	Oct.07.2019	issued for tender
02.	Mar.13.2020	issued for design coordination #2
03.	Mar.16.2020	issued for addendum #2
04.	Mar.16.2020	issued for addendum #3

FIRE SEPARATION LEGEND

PARTITION / WALL		DOORS / FRAMES
	0 HOUR FIRE SEPARATION	0 HR
	3/4 HOUR FIRE SEPARATION	45 MIN.
	ONE (1) HOUR FIRE SEPARATION NOTE: RESIDENTIAL SUITE ENTRY DOORS	45 MIN. 20 MIN.
	1 1/2 HOUR FIRE SEPARATION	1 1/2 HR
	TWO (2) HOUR FIRE SEPARATION	1 1/2 HR
	THREE (3) HOUR FIRE SEPARATION	2 HR

TRAVEL DISTANCE

(00.0 M) INDICATES TRAVEL DISTANCE TO CLOSEST EXIT

FIRE SEPARATION NOTES

DESCRIPTION	F.R.R.	O.B.C. REFERENCE
1. EXIT STAIRS	2 HR	3.4.4.1 (1)
2. ELEVATOR SHAFTS	1.5HR	3.5.3.1
3. FIREFIGHTERS ELEVATOR	N/A	3.2.6.
4. GARBAGE CHUTE SHAFT	2HR SPRINKLD	3.6.3.3.(3)(B)
5. GARBAGE CHUTE INTAKE ROOM	3/4HR	3.6.3.3.(b)
6. GARBAGE CHUTE DISCHARGE ROOM	2HR SPRINKLD	3.6.3.3.(d)
7. VERTICAL SERVICE SPACES	1HR	3.6.3.1.(1)
8. ELECTRICAL CLOSETS	2HR	3.6.2.1.(d)
9. PUBLIC CORRIDORS	1HR	3.3.1.4.(1)
10. SUITE TO SUITE SEPARATION	1HR	3.3.4.2.(1)
11. GARAGE TO ANY OTHER OCCUPANCY	1.5HR	3.3.5.(1)
12. STORAGE LOCKER ROOMS	1HR SPRINKLD	3.3.4.3.(1)&(2)
13. JANITORS ROOM	1HR	3.3.1.20.(1)
14. CENTRAL ALARM CONTROL FACILITY	2HR	
15. MULTIPLE STOREY RESIDENTIAL SUITES TO REMAINDER OF BUILDING	2HR	3.3.4.2.(3)
16. ELECTRICAL EQUIPMENT VAULT *2 HOUR IF VAULT IS PROTECTED WITH AN AUTOMATIC FIRE EXTINGUISHING SYSTEM	3HR	3.6.2.8.(1)

FIRE RATED CEILING

2.0 HOUR FIRE RATED CEILING
BMEC #169.1.118
25MM DYPSUM SHAFT LINER PANEL
64MM C-H SECTION STUDS @ 600MM O.C.
3 LAYERS 15.9MM TYPE X GYPSUM BOARD

issued for revisions

GRAZIANI CORAZZA ARCHITECTS
1325 DENISON DRIVE, SUITE 100, MISSISSAUGA, ONTARIO, L4W 1C3
T 905.795.7601 F 905.795.7844 WWW.GCARCHITECTS.COM

RESIDENTIAL

ATTMAR + PALLESCHI DRIVE

BRAMPTON ONTARIO

PROJECT ARCHITECT:	B.GRAZIANI
ASSISTANT DESIGNER:	R.LINCOLN
DRAWN BY:	F.C.M.B
CHECKED BY:	D.BIASI/G.COLANGELO
PLOT DATE:	AUG.06.2020
JOB #	1331.15

Fire Separation First Floor Plan

1:150

A202

TITLEBLOCK SIZE: 915 x 1200

01.	Oct.07.2019	issued for tender
02.	Mar.13.2020	issued for design coordination #2
03.	Mar.16.2020	issued for addendum #2
04.	Mar.16.2020	issued for addendum #3

FIRE SEPARATION LEGEND

PARTITION / WALL	DOORS / FRAMES
0 HOUR FIRE SEPARATION	0 HR
3/4 HOUR FIRE SEPARATION	45 MIN.
ONE (1) HOUR FIRE SEPARATION NOTE: RESIDENTIAL SUITE ENTRY DOORS	45 MIN. 20 MIN.
1 1/2 HOUR FIRE SEPARATION	1 1/2 HR
TWO (2) HOUR FIRE SEPARATION	1 1/2 HR
THREE (3) HOUR FIRE SEPARATION	2 HR

TRAVEL DISTANCE

(00.0 M.) INDICATES TRAVEL DISTANCE TO CLOSEST EXIT

FIRE SEPARATION NOTES

DESCRIPTION	F.R.R.	O.B.C. REFERENCE
1. EXIT STAIRS	2 HR	3.4.4.1 (1)
2. ELEVATOR SHAFTS	1.5HR	3.5.3.1
3. FIREFIGHTERS ELEVATOR	2HR	3.2.6.
4. GARBAGE CHUTE SHAFT	2HR SPRINKLD	3.6.3.3.(2)(B)
5. GARBAGE CHUTE INTAKE ROOM	3/4HR	3.6.3.3.(b)
6. GARBAGE CHUTE DISCHARGE ROOM	2HR SPRINKLD	3.6.3.3.(d)
7. VERTICAL SERVICE SPACES	1HR	3.6.3.1.(1)
8. ELECTRICAL CLOSETS	2HR	3.6.2.1.(6)
9. PUBLIC CORRIDORS	1HR	3.3.1.4.(1)
10. SUITE TO SUITE SEPARATION	1HR	3.3.4.2.(1)
11. GARAGE TO ANY OTHER OCCUPANCY	1.5HR	3.3.5.8.(1)
12. STORAGE LOCKER ROOMS	1HR SPRINKLD	3.3.4.3.(1)&(2)
13. JANITORS ROOM	1HR	3.3.1.20.(1)
14. CENTRAL ALARM CONTROL FACILITY	2HR	
15. MULTIPLE STOREY RESIDENTIAL SUITES TO REMAINDER OF BUILDING	2HR	3.3.4.2.(3)
16. ELECTRICAL EQUIPMENT VAULT *2 HOUR IF VAULT IS PROTECTED WITH AN AUTOMATIC FIRE EXTINGUISHING SYSTEM	3HR	3.6.2.8.(1)

FIRE RATED CEILING

2.0 HOUR FIRE RATED CEILING
BNBC #99.1.118
25MM GYPSUM SHAFT LINER PANEL
64MM C-H SECTION STUDS @ 600MM O.C.
3 LAYERS 15.9MM TYPE X GYPSUM BOARD

issued for revisions

GRAZIANI CORAZZA ARCHITECTS
1320 SHARKTON DRIVE, SUITE 100, MISSISSAUGA, ONTARIO, L4W 1C3
T 905.790.7601 F 905.790.7944 WWW.GC-ARCHITECTS.COM

RESIDENTIAL

ATTMAR + PALLESCHI DRIVE

BRAMPTON, ONTARIO

PROJECT ARCHITECT:	B.GRAZIANI
ASSISTANT DESIGNER:	R.LINCOLN
DRAWN BY:	F.C.M.B
CHECKED BY:	D.BIASI/G.COLANGELO
PLOT DATE:	AUG.06.2020
JOB #	1331.15

Fire Separation Second Floor Plan

1:100

A203

TITLEBLOCK SIZE: 915 x 1200

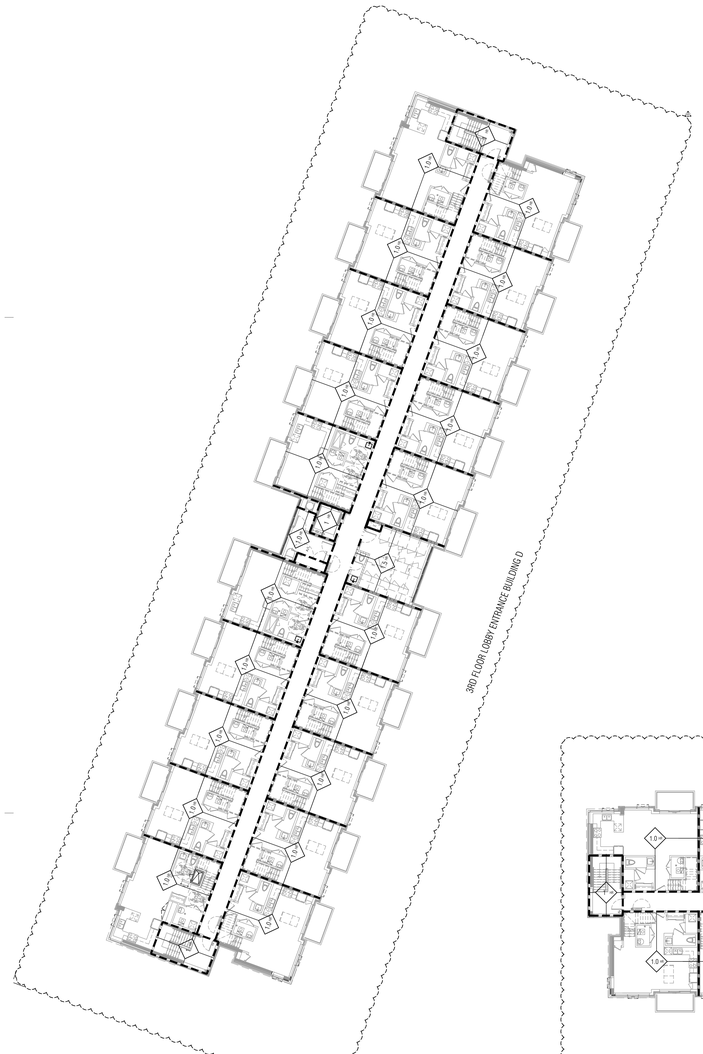

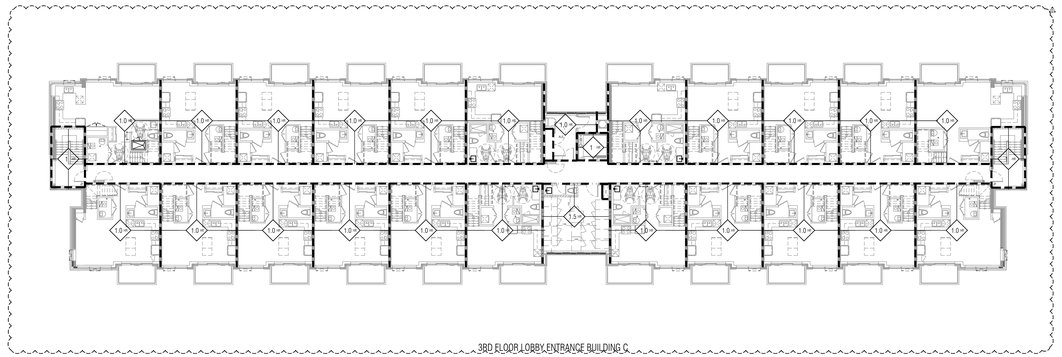

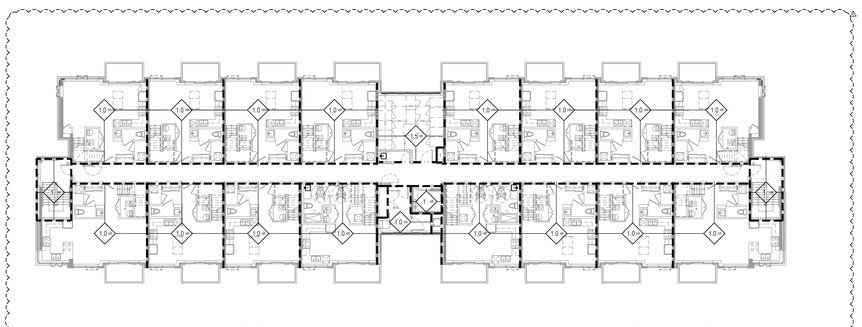

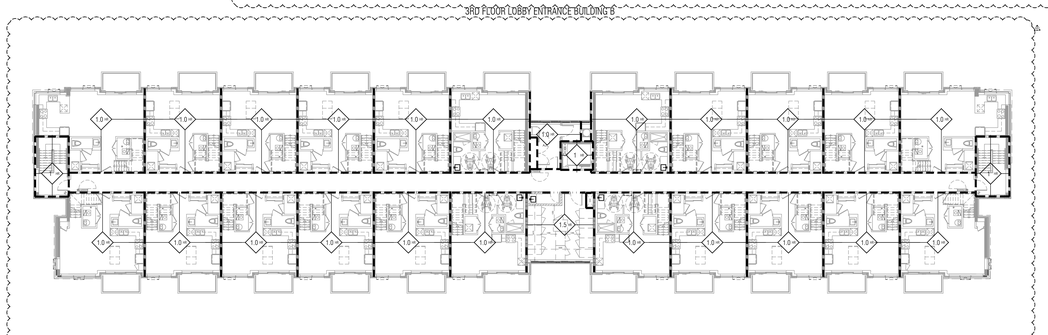

FIRE SEPARATION LEGEND

PARTITION / WALL	DOORS / FRAMES
0 HOUR FIRE SEPARATION	0 HR
3/4 HOUR FIRE SEPARATION	45 MIN.
ONE (1) HOUR FIRE SEPARATION NOTE: RESIDENTIAL SUITE ENTRY DOORS	45 MIN. 20 MIN.
1 1/2 HOUR FIRE SEPARATION	1 1/2 HR
TWO (2) HOUR FIRE SEPARATION	1 1/2 HR
THREE (3) HOUR FIRE SEPARATION	2 HR

TRAVEL DISTANCE

(00.0 M) INDICATES TRAVEL DISTANCE TO CLOSEST EXIT

FIRE SEPARATION NOTES

DESCRIPTION	F.R.R.	O.B.C. REFERENCE
1. EXIT STAIRS	2 HR	3.4.4.1 (1)
2. ELEVATOR SHAFTS	1.5HR	3.5.3.1
3. FIREFIGHTERS ELEVATOR	2HR	3.2.6.
4. GARBAGE CHUTE SHAFT	2HR SPRINKLD	3.6.3.3.(2)(B)
5. GARBAGE CHUTE INTAKE ROOM	3/4HR	3.6.3.3.(5)
6. GARBAGE CHUTE DISCHARGE ROOM	2HR SPRINKLD	3.6.3.3.(9)
7. VERTICAL SERVICE SPACES	1HR	3.6.3.1.(1)
8. ELECTRICAL CLOSETS	2HR	3.6.2.1.(5)
9. PUBLIC CORRIDORS	1HR	3.3.1.4.(1)
10. SUITE TO SUITE SEPARATION	1HR	3.3.4.2.(1)
11. GARAGE TO ANY OTHER OCCUPANCY	1.5HR	3.3.5.8.(1)
12. STORAGE LOCKER ROOMS	1HR SPRINKLD	3.3.4.3.(1)&(2)
13. JANITORS ROOM	1HR	3.3.1.20.(1)
14. CENTRAL ALARM CONTROL FACILITY	2HR	
15. MULTIPLE STOREY RESIDENTIAL SUITES TO REMAINDER OF BUILDING	2HR	3.3.4.2.(3)
16. ELECTRICAL EQUIPMENT VAULT *2 HOUR IF VAULT IS PROTECTED WITH AN AUTOMATIC FIRE EXTINGUISHING SYSTEM	3HR	3.6.2.8.(1)

FIRE RATED CEILING

2.0 HOUR FIRE RATED CEILING
BMEC #99.1.118
25MM DYPSUM SHAFT LINER PANEL
64MM C-H SECTION STUDS @ 600MM O.C.
3 LAYERS 15.9MM TYPE X GYPSUM BOARD

01. Oct.07.2019	issued for tender
02. Mar.13.2020	issued for design coordination #2
03. Mar.16.2020	issued for addendum #2
04. Mar.16.2020	issued for addendum #3

issued for revisions

GRAZIANI CORAZZA ARCHITECTS
1320 SHARKEDN DRIVE, SUITE 100, MISSISSAUGA, ONTARIO, L4W 1C3
T 905.795.7601 F 905.795.7844 WWW.GC-ARCHITECTS.COM

RESIDENTIAL

ATTMAR + PALLESCHI DRIVE

BRAMPTON ONTARIO

PROJECT ARCHITECT:	B.GRAZIANI
ASSISTANT DESIGNER:	R.LINCOLN
DRAWN BY:	F.F./M.B
CHECKED BY:	D.BIASI/G.COLANGELO
PLOT DATE:	AUG.06.2020
JOB #	1331.15

Fire Separation Third Floor Plan

1:100

A204

TITLEBLOCK SIZE: 915 x 1200

01.	Oct.07.2019	issued for tender
02.	Mar.13.2020	issued for design coordination #2
03.	Mar.16.2020	issued for addendum #2
04.	Mar.16.2020	issued for addendum #3

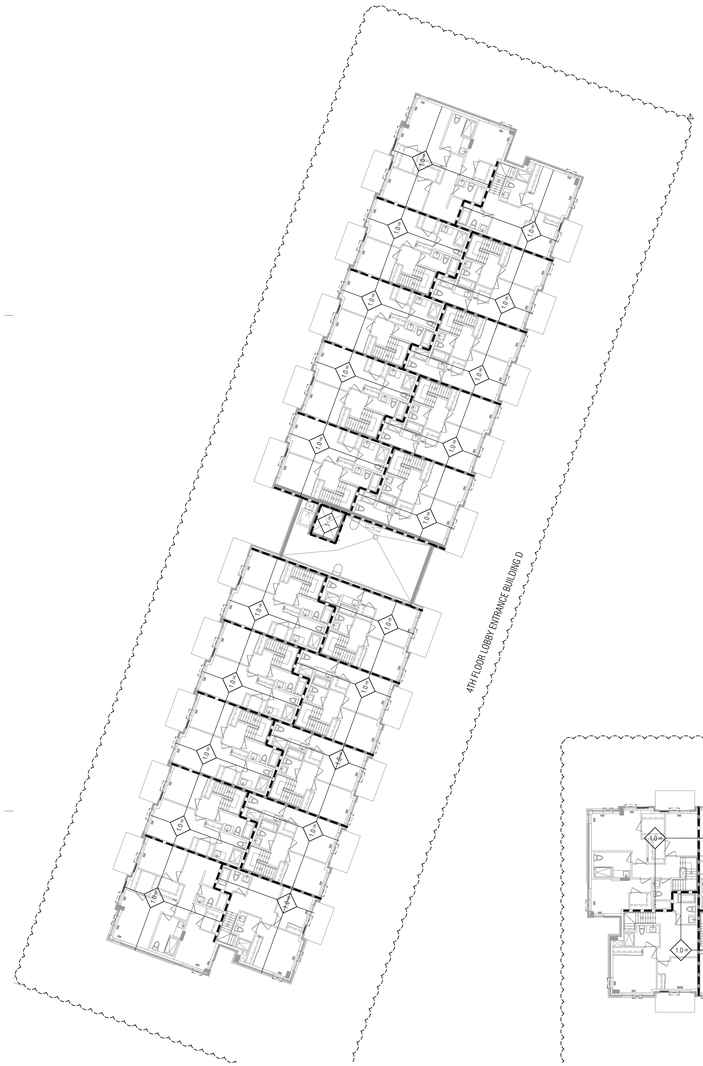

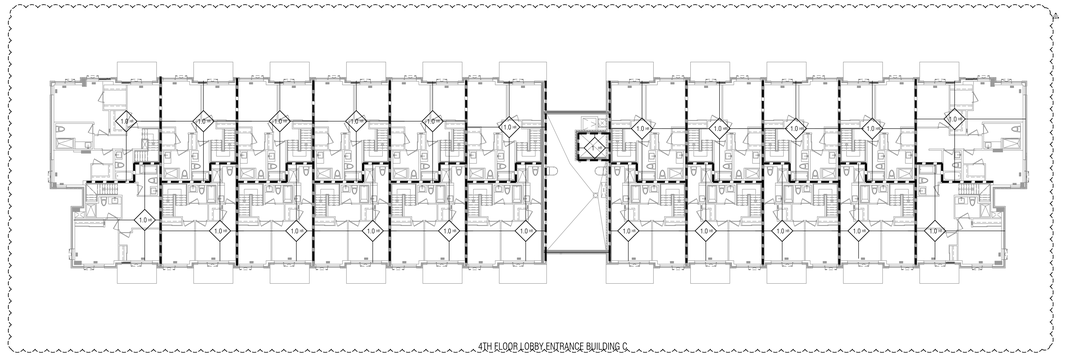

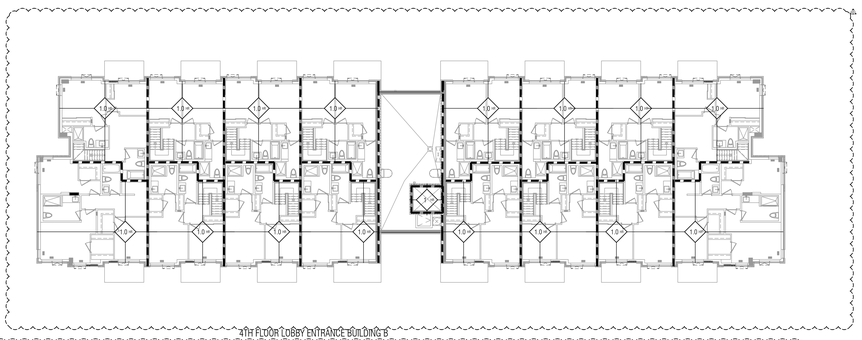

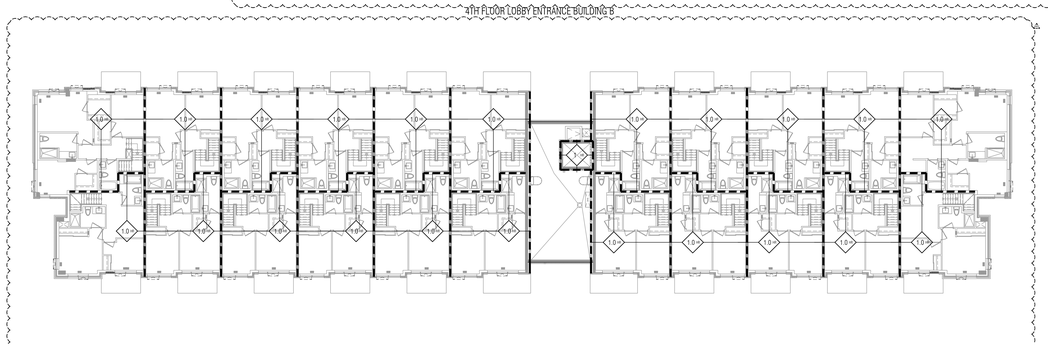

FIRE SEPARATION LEGEND

PARTITION / WALL		DOORS / FRAMES
	0 HOUR FIRE SEPARATION	0 HR
	3/4 HOUR FIRE SEPARATION	45 MIN.
	ONE (1) HOUR FIRE SEPARATION NOTE: RESIDENTIAL SUITE ENTRY DOORS	45 MIN. 20 MIN.
	1 1/2 HOUR FIRE SEPARATION	1 1/2 HR
	TWO (2) HOUR FIRE SEPARATION	1 1/2 HR
	THREE (3) HOUR FIRE SEPARATION	2 HR

TRAVEL DISTANCE

(00.0 M) INDICATES TRAVEL DISTANCE TO CLOSEST EXIT

FIRE SEPARATION NOTES

DESCRIPTION	F.R.R.	O.B.C. REFERENCE
1. EXIT STAIRS	2 HR	3.4.4.1 (1)
2. ELEVATOR SHAFTS	1.5HR	3.5.3.1
3. FIREFIGHTERS ELEVATOR	2HR	3.2.6.
4. GARBAGE CHUTE SHAFT	2HR SPRINKLD	3.6.3.3.(2)(B)
5. GARBAGE CHUTE INTAKE ROOM	3/4HR	3.6.3.3.(5)
6. GARBAGE CHUTE DISCHARGE ROOM	2HR SPRINKLD	3.6.3.3.(9)
7. VERTICAL SERVICE SPACES	1HR	3.6.3.1.(1)
8. ELECTRICAL CLOSETS	2HR	3.6.2.1.(6)
9. PUBLIC CORRIDORS	1HR	3.3.1.4.(1)
10. SUITE TO SUITE SEPARATION	1HR	3.3.4.2.(1)
11. GARAGE TO ANY OTHER OCCUPANCY	1.5HR	3.3.5.8.(1)
12. STORAGE LOCKER ROOMS	1HR SPRINKLD	3.3.4.3.(1)&(2)
13. JANITORS ROOM	1HR	3.3.1.20.(1)
14. CENTRAL ALARM CONTROL FACILITY	2HR	
15. MULTIPLE STOREY RESIDENTIAL SUITES TO REMAINDER OF BUILDING	2HR	3.3.4.2.(3)
16. ELECTRICAL EQUIPMENT VAULT *2 HOUR IF VAULT IS PROTECTED WITH AN AUTOMATIC FIRE EXTINGUISHING SYSTEM	3HR	3.6.2.8.(1)

FIRE RATED CEILING

2.0 HOUR FIRE RATED CEILING
BMEC #169.1.118
25MM GYPSUM SHAFT LINER PANEL
64MM C-H SECTION STUDS @ 600MM O.C.
3 LAYERS 15.9MM TYPE X GYPSUM BOARD

issued for revisions

GRAZIANI CORAZZA ARCHITECTS
1025 DARAMOUN DRIVE, SUITE 100, MISSISSAUGA, ONTARIO, L4W 1C3
T 905.795.7601 F 905.795.7844 WWW.GC-ARCHITECTS.COM

RESIDENTIAL

ATTMAR + PALLESCHI DRIVE

BRAMPTON ONTARIO

PROJECT ARCHITECT:	B.GRAZIANI
ASSISTANT DESIGNER:	R.LINCOLN
DRAWN BY:	F.C.M.B
CHECKED BY:	D.BIASI/G.COLANGELO
PLOT DATE:	AUG.06.2020
JOB #:	1331.15

Fire Separation Fourth Floor Plan

1:100

A205

TITLEBLOCK SIZE: 915 x 1200

THIS DRAWING, AS AN INSTRUMENT OF SERVICE, IS PROVIDED BY AND IS THE PROPERTY OF GRAZIANI+CORAZZA ARCHITECTS INC. THE CONTRACTOR MUST VERIFY AND ACCEPT RESPONSIBILITY FOR ALL DIMENSIONS AND CONDITIONS ON SITE AND MUST NOTIFY GRAZIANI+CORAZZA ARCHITECTS INC. OF ANY VARIATIONS FROM THE SUPPLIED INFORMATION. GRAZIANI+CORAZZA ARCHITECTS INC. IS NOT RESPONSIBLE FOR THE ACCURACY OF SURVEY. STRUCTURAL, MECHANICAL, ELECTRICAL, AND OTHER ENGINEERING INFORMATION SHOWN ON THIS DRAWING. REFER TO THE APPROPRIATE ENGINEERING DRAWINGS BEFORE PROCEEDING WITH THE WORK. CONSTRUCTION MUST CONFORM TO ALL APPLICABLE CODES AND REQUIREMENTS OF THE AUTHORITIES HAVING JURISDICTION. UNLESS OTHERWISE NOTED, NO INVESTIGATION HAS BEEN UNDERTAKEN OR REPORTED ON BY THIS OFFICE IN REGARDS TO THE ENVIRONMENTAL CONDITION OF THIS SITE.

THIS DRAWING IS NOT TO BE SCALED. ALL ARCHITECTURAL SYMBOLS INDICATED ON THIS DRAWING ARE GRAPHIC REPRESENTATIONS ONLY.

CONDITIONS FOR ELECTRONIC INFORMATION TRANSFER:

ELECTRONIC INFORMATION IS SUPPLIED TO THE OTHER ASSOCIATED FIRMS TO ASSIST THEM IN THE EXECUTION OF THEIR WORK / REVIEW. THE RECIPIENT FIRMS MUST DETERMINE THE COMPLETENESS / APPROPRIATENESS / RELEVANCE OF THE INFORMATION IN RESPECT TO THEIR PARTICULAR RESPONSIBILITY.

GRAZIANI+CORAZZA ARCHITECTS INC. SHALL NOT BE RESPONSIBLE FOR:
1. ERRORS, OMISSIONS, INCOMPLETENESS DUE TO LOSS OF INFORMATION IN WHOLE OR PART WHEN INFORMATION IS TRANSFERRED.
2. TRANSMISSION OF ANY VIRUS OR DAMAGE TO THE RECEIVING ELECTRONIC SYSTEM WHEN INFORMATION IS TRANSFERRED.

01. Oct.07.2019 issued for tender
02. Mar.13.2020 issued for design coordination #2
03. Mar.16.2020 issued for addendum #2
04. Mar.16.2020 issued for addendum #3

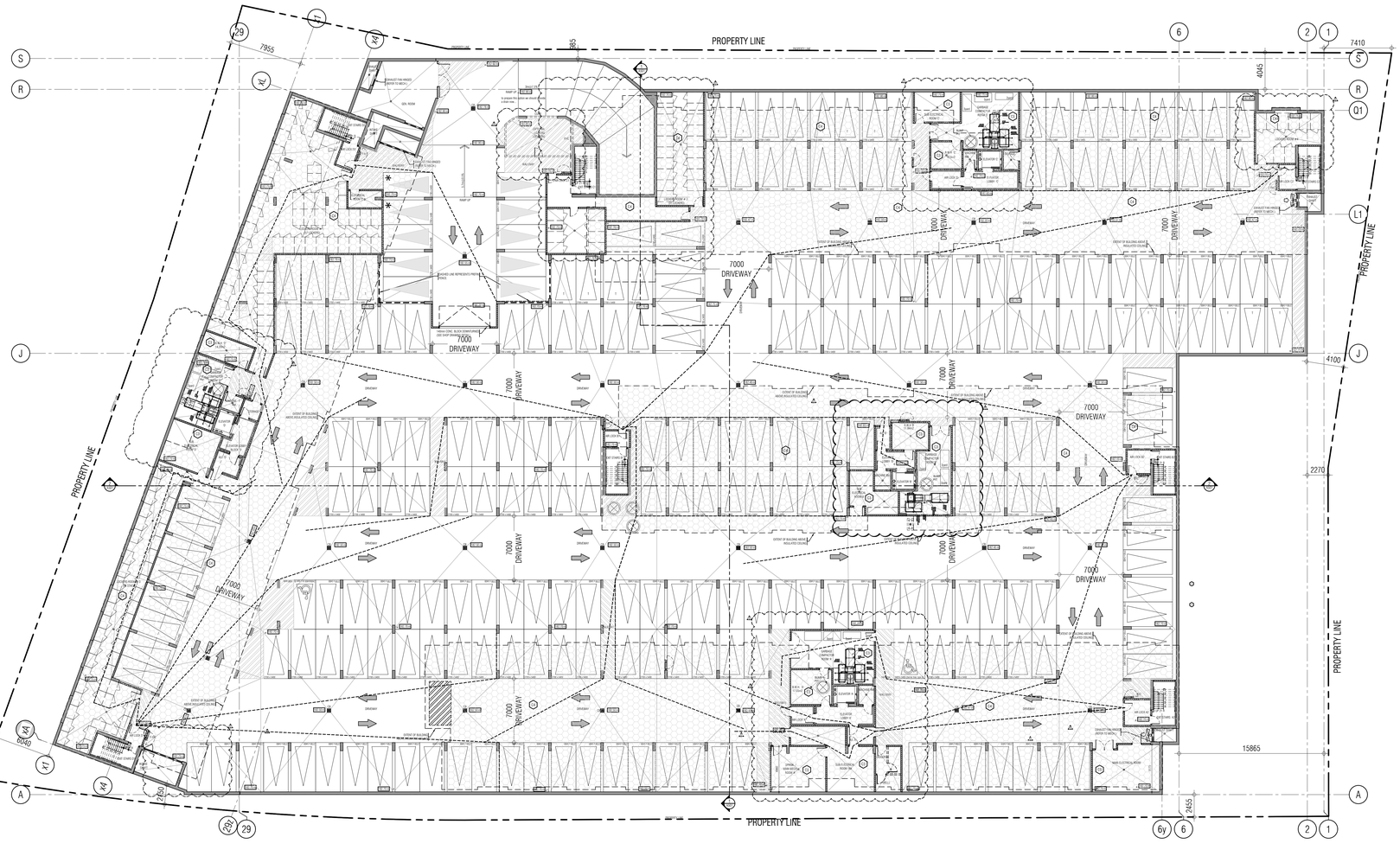

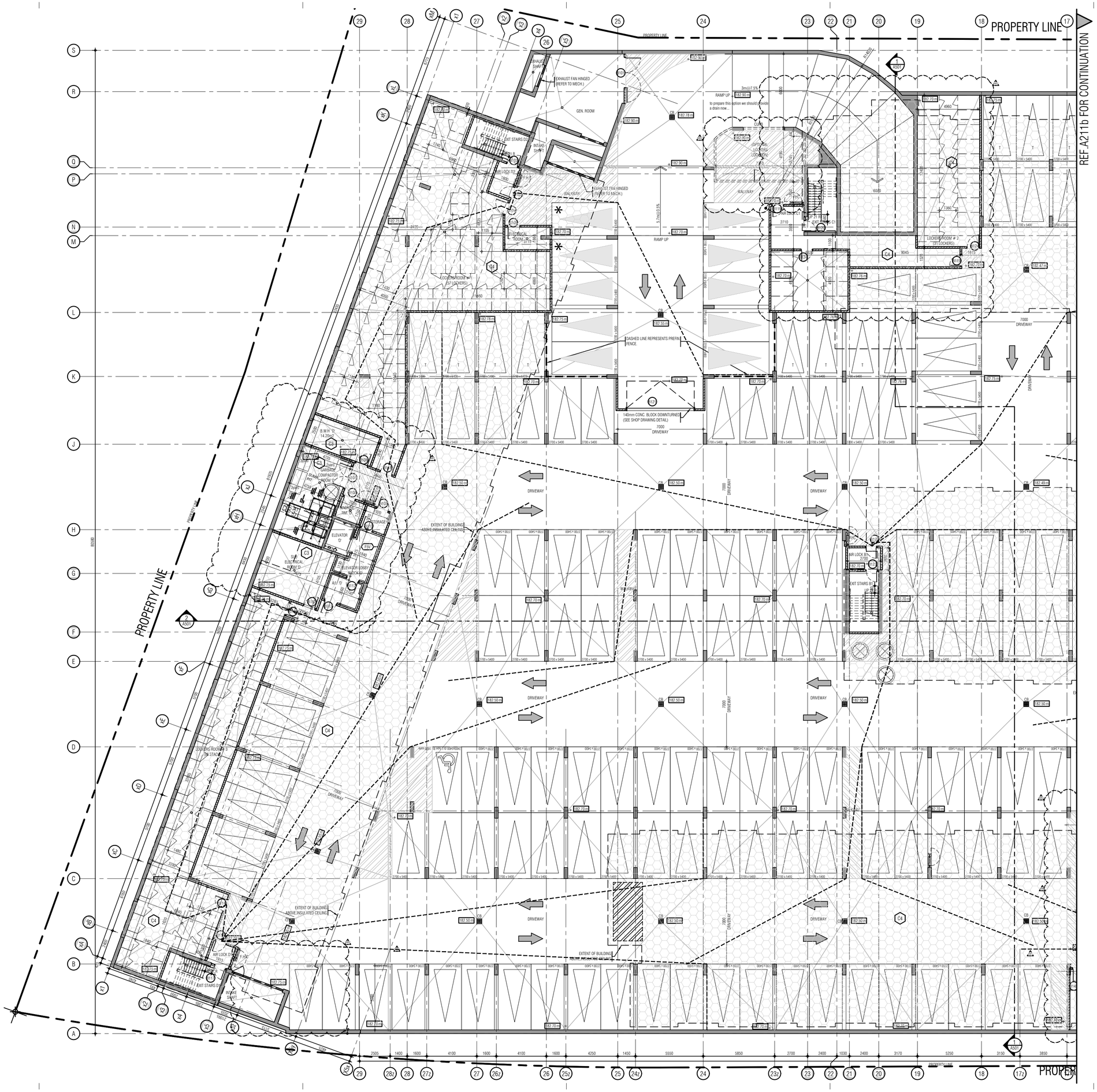

THIS DRAWING, AS AN INSTRUMENT OF SERVICE, IS PROVIDED BY AND IS THE PROPERTY OF GRAZIANI+CORAZZA ARCHITECTS INC. THE CONTRACTOR MUST VERIFY AND ACCEPT RESPONSIBILITY FOR ALL DIMENSIONS AND CONDITIONS ON SITE AND MUST NOTIFY GRAZIANI+CORAZZA ARCHITECTS INC. OF ANY VARIATIONS FROM THE SUPPLIED INFORMATION. GRAZIANI+CORAZZA ARCHITECTS INC. IS NOT RESPONSIBLE FOR THE ACCURACY OF SURVEY, STRUCTURAL, MECHANICAL, ELECTRICAL, AND OTHER ENGINEERING INFORMATION SHOWN ON THIS DRAWING. REFER TO THE APPROPRIATE ENGINEERING DRAWINGS BEFORE PROCEEDING WITH THE WORK. CONSTRUCTION MUST CONFORM TO ALL APPLICABLE CODES AND REQUIREMENTS OF THE AUTHORITIES HAVING JURISDICTION. UNLESS OTHERWISE NOTED, NO INVESTIGATION HAS BEEN UNDERTAKEN OR REPORTED ON BY THIS OFFICE IN REGARDS TO THE ENVIRONMENTAL CONDITION OF THIS SITE.

THIS DRAWING IS NOT TO BE SCALED. ALL ARCHITECTURAL SYMBOLS INDICATED ON THIS DRAWING ARE GRAPHIC REPRESENTATIONS ONLY.

CONDITIONS FOR ELECTRONIC INFORMATION TRANSFER:

ELECTRONIC INFORMATION IS SUPPLIED TO THE OTHER ASSOCIATED FIRMS TO ASSIST THEM IN THE EXECUTION OF THEIR WORK / REVIEW. THE RECIPIENT FIRMS MUST DETERMINE THE COMPLETENESS / APPROPRIATENESS / RELEVANCE OF THE INFORMATION IN RESPECT TO THEIR PARTICULAR RESPONSIBILITY.

GRAZIANI+CORAZZA ARCHITECTS INC. SHALL NOT BE RESPONSIBLE FOR:
1. ERRORS, OMISSIONS, INCOMPLETENESS DUE TO LOSS OF INFORMATION IN WHOLE OR PART WHEN INFORMATION IS TRANSFERRED
2. TRANSMISSION OF ANY VIRUS OR DAMAGE TO THE RECEIVING ELECTRONIC SYSTEM WHEN INFORMATION IS TRANSFERRED.

01.	Oct.07.2019	issued for tender
02.	Mar.13.2020	issued for design coordination #2
03.	Mar.16.2020	issued for addendum #2
04.	Mar.16.2020	issued for addendum #3

GENERAL NOTES + LEGEND

CONVEX MIRRORS TO BE PROVIDED AT ALL RIGHT ANGLE TURNS POSITIONED IN SUCH A MANNER AS TO PROVIDE MOTORISTS APPROACHING THE TURN FROM EITHER DIRECTION WITH AN UNOBSTRUCTED CLEAR VIEW OF ONCOMING TRAFFIC. AT ALL RIGHT ANGLES TURNS AND AT THE BASE OF PARKING ARE TO BE INSTALLED AND MAINTAINED BY THE OWNER(S) CONVEX MIRRORS, IN ADDITION TO THOSE SHOWN ON PLANS

SUPPORT COLUMNS

PARKING LEGEND

RESIDENTIAL VISITOR ACCESS AISLE BARRIER FREE

PARKING STATISTICS

P1 LEVEL	
RESIDENTIAL PARKING SPACES (OF WHICH 33 ARE TANDEM & 4 BARRIER FREE)	746 SPACES
VISITOR PARKING SPACES (INCLUDES 2 BARRIER FREE)	18 SPACES
GROUND LEVEL	
RESIDENTIAL PARKING SPACES	0 SPACES
VISITOR PARKING SPACES (INCLUDES 3 BARRIER FREE)	30 SPACES
TOTAL PARKING SPACES PROVIDED (VISITOR) (REQUIRED PARKING SPACES 0000) (INCLUDES 5 BARRIER FREE)	48 SPACES

LOCKERS LEGEND

STORAGE LOCKER (STACKED)

STORAGE LOCKER STATISTICS

P1 LEVEL	
STORAGE LOCKERS	136 SPACES
STORAGE LOCKERS (PRIVATE)	57 SPACES
TOTAL LOCKERS PROVIDED	193 SPACES
(TOTAL STORAGE LOCKERS REQUIRED MINIMUM 000)	

01. SEP 18, 2019 Issued for Adendum 1

issued for revisions

GRAZIANI + CORAZZA ARCHITECTS
1320 DAVISON DRIVE SUITE 100 MISSISSAUGA, ONTARIO L4W 1C3
T 905.795.2601 F 905.795.2644 WWW.GC-ARCHITECTS.COM

RESIDENTIAL

ATTMAR + PALLESCHI DRIVE

BRAMPTON ONTARIO

PROJECT ARCHITECT:	B.GRAZIANI
ASSISTANT DESIGNER:	R.LINCOLN
DRAWN BY:	F.C/M.B
CHECKED BY:	D.BIASE/G.COLANGELO
PLOT DATE:	AUG.06.2020
JOB #	1331.15

P1 UNDERGROUND PLAN (ENLARGE PLAN)

1:100 A211a

TITLEBLOCK SIZE: 915 x 1200

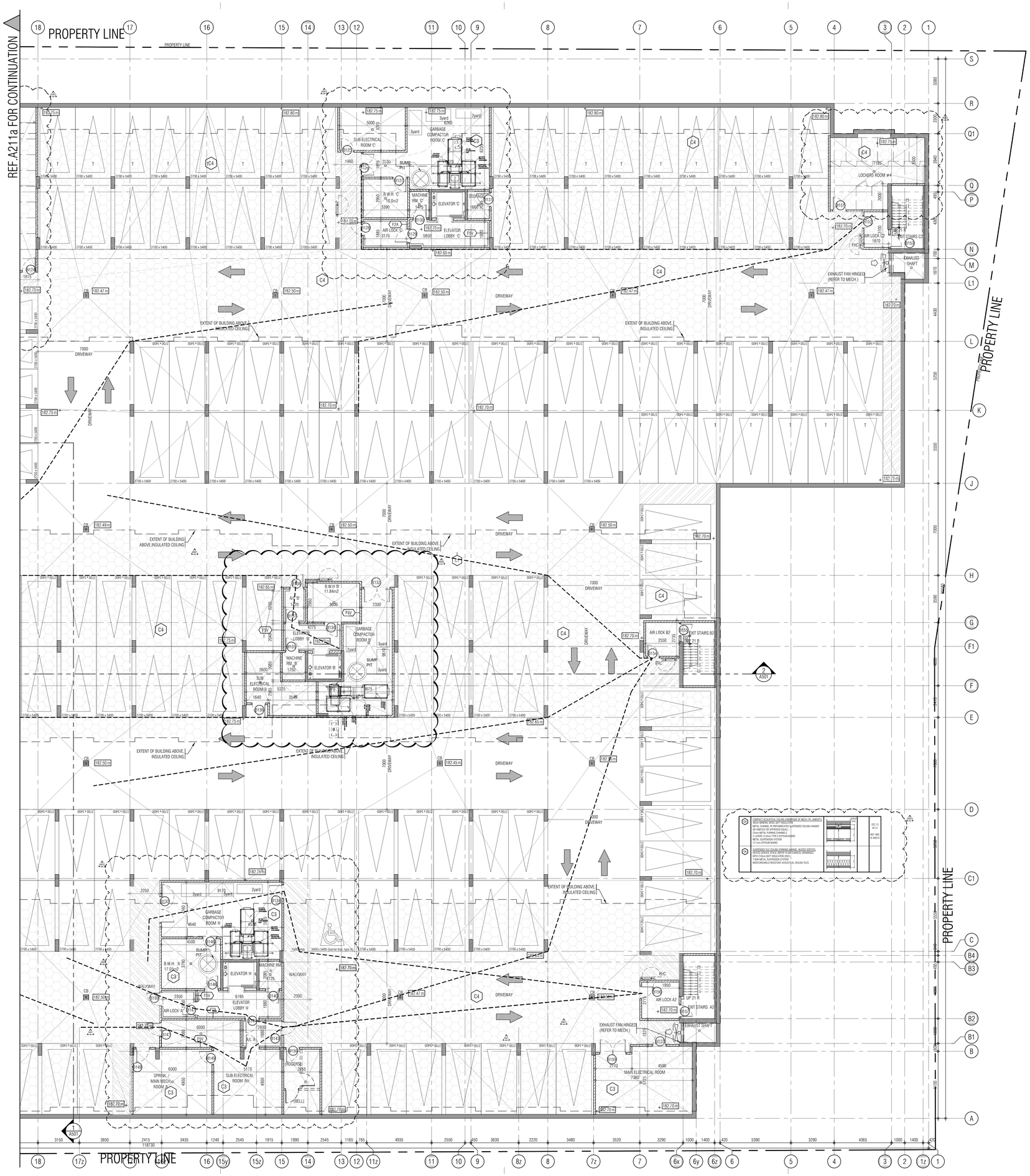

THIS DRAWING, AS AN INSTRUMENT OF SERVICE, IS PROVIDED BY AND IS THE PROPERTY OF GRAZIANI+CORAZZA ARCHITECTS INC. THE CONTRACTOR MUST VERIFY AND ACCEPT RESPONSIBILITY FOR ALL DIMENSIONS AND CONDITIONS ON SITE AND MUST NOTIFY GRAZIANI+CORAZZA ARCHITECTS INC. OF ANY VARIATIONS FROM THE SUPPLIED INFORMATION. GRAZIANI+CORAZZA ARCHITECTS INC. IS NOT RESPONSIBLE FOR THE ACCURACY OF SURVEY, STRUCTURAL, MECHANICAL, ELECTRICAL, AND OTHER ENGINEERING INFORMATION SHOWN ON THIS DRAWING. REFER TO THE APPROPRIATE ENGINEERING DRAWINGS BEFORE PROCEEDING WITH THE WORK. CONSTRUCTION MUST CONFORM TO ALL APPLICABLE CODES AND REQUIREMENTS OF THE AUTHORITIES HAVING JURISDICTION. UNLESS OTHERWISE NOTED, NO INVESTIGATION HAS BEEN UNDERTAKEN OR REPORTED ON BY THIS OFFICE IN REGARDS TO THE ENVIRONMENTAL CONDITION OF THIS SITE.

THIS DRAWING IS NOT TO BE SCALED. ALL ARCHITECTURAL SYMBOLS INDICATED ON THIS DRAWING ARE GRAPHIC REPRESENTATIONS ONLY.

CONDITIONS FOR ELECTRONIC INFORMATION TRANSFER:

ELECTRONIC INFORMATION IS SUPPLIED TO THE OTHER ASSOCIATED FIRMS TO ASSIST THEM IN THE EXECUTION OF THEIR WORK / REVIEW. THE RECIPIENT FIRMS MUST DETERMINE THE COMPLETENESS / APPROPRIATENESS / RELEVANCE OF THE INFORMATION IN RESPECT TO THEIR PARTICULAR RESPONSIBILITY.

GRAZIANI+CORAZZA ARCHITECTS INC. SHALL NOT BE RESPONSIBLE FOR:
1. ERRORS, OMISSIONS, INCOMPLETENESS DUE TO LOSS OF INFORMATION IN WHOLE OR PART WHEN INFORMATION IS TRANSFERRED.
2. TRANSMISSION OF ANY VIRUS OR DAMAGE TO THE RECEIVING ELECTRONIC SYSTEM WHEN INFORMATION IS TRANSFERRED.

01.	Oct.07.2019	issued for tender
02.	Mar.13.2020	issued for design coordination #2
03.	Mar.16.2020	issued for addendum #2
04.	Mar.16.2020	issued for addendum #3

01. SEP 18, 2019 Issued for Addendum 1

issued for revisions

GRAZIANI CORAZZA ARCHITECTS
1300 SHARKSON DRIVE, SUITE 100 MISSISSAUGA, ONTARIO L4W 1C3
T 905.790.2601 F 905.790.2644 WWW.GC-ARCHITECTS.COM

RESIDENTIAL

ATTMAR + PALLESCHI DRIVE

BRAMPTON ONTARIO

PROJECT ARCHITECT:	B.GRAZIANI
ASSISTANT DESIGNER:	R.LINCOLN
DRAWN BY:	F.C/M.B
CHECKED BY:	D.BIASE/G.COLANGELO
PLOT DATE:	AUG.06.2020
JOB #	1331.15

P1 UNDERGROUND PLAN (ENLARGE PLAN)

1:100 A211b

TITLEBLOCK SIZE: 915 x 1200

THIS DRAWING, AS AN INSTRUMENT OF SERVICE, IS PROVIDED BY AND IS THE PROPERTY OF GRAZIANI+CORAZZA ARCHITECTS INC. THE CONTRACTOR MUST VERIFY AND ACCEPT RESPONSIBILITY FOR ALL DIMENSIONS AND CONDITIONS ON SITE AND MUST NOTIFY GRAZIANI+CORAZZA ARCHITECTS INC. OF ANY VARIATIONS FROM THE SUPPLIED INFORMATION. GRAZIANI+CORAZZA ARCHITECTS INC. IS NOT RESPONSIBLE FOR THE ACCURACY OF SURVEY, STRUCTURAL, MECHANICAL, ELECTRICAL, AND OTHER ENGINEERING INFORMATION SHOWN ON THIS DRAWING. REFER TO THE APPROPRIATE ENGINEERING DRAWINGS BEFORE PROCEEDING WITH THE WORK. CONSTRUCTION MUST CONFORM TO ALL APPLICABLE CODES AND REQUIREMENTS OF THE AUTHORITIES HAVING JURISDICTION. UNLESS OTHERWISE NOTED, NO INVESTIGATION HAS BEEN UNDERTAKEN OR REPORTED ON BY THIS OFFICE IN REGARDS TO THE ENVIRONMENTAL CONDITION OF THIS SITE.

THIS DRAWING IS NOT TO BE SCALED. ALL ARCHITECTURAL SYMBOLS INDICATED ON THIS DRAWING ARE GRAPHIC REPRESENTATIONS ONLY.

CONDITIONS FOR ELECTRONIC INFORMATION TRANSFER:

ELECTRONIC INFORMATION IS SUPPLIED TO THE OTHER ASSOCIATED FIRMS TO ASSIST THEM IN THE EXECUTION OF THEIR WORK / REVIEW. THE RECIPIENT FIRMS MUST DETERMINE THE COMPLETENESS / APPROPRIATENESS / RELEVANCE OF THE INFORMATION IN RESPECT TO THEIR PARTICULAR RESPONSIBILITY.

GRAZIANI+CORAZZA ARCHITECTS INC. SHALL NOT BE RESPONSIBLE FOR:
1. ERRORS, OMISSIONS, INCOMPLETENESS DUE TO LOSS OF INFORMATION IN WHOLE OR PART WHEN INFORMATION IS TRANSFERRED.
2. TRANSMISSION OF ANY VIRUS OR DAMAGE TO THE RECEIVING ELECTRONIC SYSTEM WHEN INFORMATION IS TRANSFERRED.

01. Oct.07.2019 issued for tender
02. Mar.13.2020 issued for design coordination #2
03. Mar.16.2020 issued for addendum #2
04. Mar.16.2020 issued for addendum #3

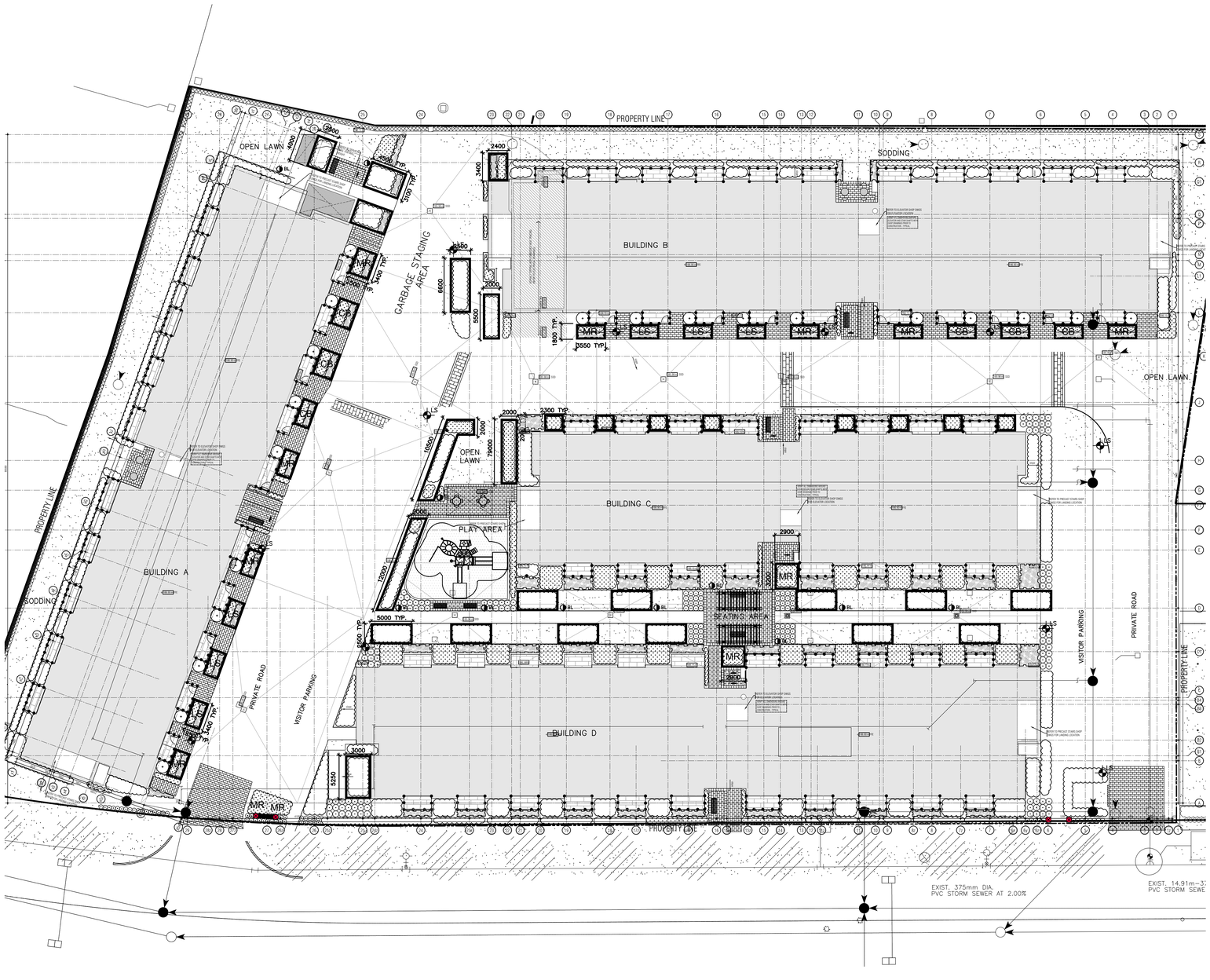

issued for revisions

GRAZIANI + CORAZZA ARCHITECTS
1320 SHAWSON DRIVE, SUITE 100 MISSISSAUGA, ONTARIO L4W 1C3
T 905.795.7601 F 905.795.2944 WWW.GC-ARCHITECTS.COM

RESIDENTIAL

ATTMAR + PALLESCHI DRIVE

BRAMPTON ONTARIO

PROJECT ARCHITECT:	B.GRAZIANI
ASSISTANT DESIGNER:	R.LINCOLN
DRAWN BY:	F.C/M.B
CHECKED BY:	D.BIASE/G.COLANGELO
PLOT DATE:	AUG.06.2020
JOB #	1331.15

GARAGE ROOF PLAN

1:200 A212

TITLEBLOCK SIZE: 915 x 1200

THIS DRAWING, AS AN INSTRUMENT OF SERVICE, IS PROVIDED BY AND IS THE PROPERTY OF GRAZIANI+CORAZZA ARCHITECTS INC. THE CONTRACTOR MUST VERIFY AND ACCEPT RESPONSIBILITY FOR ALL DIMENSIONS AND CONDITIONS ON SITE AND MUST NOTIFY GRAZIANI+CORAZZA ARCHITECTS INC. OF ANY VARIATIONS FROM THE SUPPLIED INFORMATION. GRAZIANI+CORAZZA ARCHITECTS INC. IS NOT RESPONSIBLE FOR THE ACCURACY OF SURVEY, STRUCTURAL, MECHANICAL, ELECTRICAL, AND OTHER ENGINEERING INFORMATION SHOWN ON THIS DRAWING. REFER TO THE APPROPRIATE ENGINEERING DRAWINGS BEFORE PROCEEDING WITH THE WORK. CONSTRUCTION MUST CONFORM TO ALL APPLICABLE CODES AND REQUIREMENTS OF THE AUTHORITIES HAVING JURISDICTION. UNLESS OTHERWISE NOTED, NO INVESTIGATION HAS BEEN UNDERTAKEN OR REPORTED ON BY THIS OFFICE IN REGARDS TO THE ENVIRONMENTAL CONDITION OF THIS SITE.

THIS DRAWING IS NOT TO BE SCALED. ALL ARCHITECTURAL SYMBOLS INDICATED ON THIS DRAWING ARE GRAPHIC REPRESENTATIONS ONLY.

CONDITIONS FOR ELECTRONIC INFORMATION TRANSFER:

ELECTRONIC INFORMATION IS SUPPLIED TO THE OTHER ASSOCIATED FIRMS TO ASSIST THEM IN THE EXECUTION OF THEIR WORK / REVIEW. THE RECIPIENT FIRMS MUST DETERMINE THE COMPLETENESS / APPROPRIATENESS / RELEVANCE OF THE INFORMATION IN RESPECT TO THEIR PARTICULAR RESPONSIBILITY.

GRAZIANI+CORAZZA ARCHITECTS INC. SHALL NOT BE RESPONSIBLE FOR:
1. ERRORS, OMISSIONS, INCOMPLETENESS DUE TO LOSS OF INFORMATION IN WHOLE OR PART WHEN INFORMATION IS TRANSFERRED.
2. TRANSMISSION OF ANY VIRUS OR DAMAGE TO THE RECEIVING ELECTRONIC SYSTEM WHEN INFORMATION IS TRANSFERRED.

01. Oct.07.2019 issued for tender
02. Mar.13.2020 issued for design coordination #2
03. Mar.16.2020 issued for addendum #2
04. Mar.16.2020 issued for addendum #3

issued for revisions

GRAZIANI + CORAZZA ARCHITECTS
1326 SHAWSON DRIVE SUITE 100 MISSISSAUGA ONTARIO L4W 1C3
T.905.795.2601 F.905.795.2644 WWW.GC-ARCHITECTS.COM

RESIDENTIAL

ATTMAR + PALLESCHI DRIVE

BRAMPTON ONTARIO

PROJECT ARCHITECT:	B.GRAZIANI
ASSISTANT DESIGNER:	R.LINCOLN
DRAWN BY:	F.C/M.B
CHECKED BY:	D.BIASE/G.COLANGELO
PLOT DATE:	AUG.06.2020
JOB #	1331.15

GARAGE ROOF PLAN

1:100 A212a

TITLEBLOCK SIZE: 915 x 1200

THIS DRAWING, AS AN INSTRUMENT OF SERVICE, IS PROVIDED BY AND IS THE PROPERTY OF GRAZIANI+CORAZZA ARCHITECTS INC. THE CONTRACTOR MUST VERIFY AND ACCEPT RESPONSIBILITY FOR ALL DIMENSIONS AND CONDITIONS ON SITE AND MUST NOTIFY GRAZIANI+CORAZZA ARCHITECTS INC. OF ANY VARIATIONS FROM THE SUPPLIED INFORMATION. GRAZIANI+CORAZZA ARCHITECTS INC. IS NOT RESPONSIBLE FOR THE ACCURACY OF SURVEY, STRUCTURAL, MECHANICAL, ELECTRICAL, AND OTHER ENGINEERING INFORMATION SHOWN ON THIS DRAWING. REFER TO THE APPROPRIATE ENGINEERING DRAWINGS BEFORE PROCEEDING WITH THE WORK. CONSTRUCTION MUST CONFORM TO ALL APPLICABLE CODES AND REQUIREMENTS OF THE AUTHORITIES HAVING JURISDICTION. UNLESS OTHERWISE NOTED, NO INVESTIGATION HAS BEEN UNDERTAKEN OR REPORTED ON BY THIS OFFICE IN REGARDS TO THE ENVIRONMENTAL CONDITION OF THIS SITE.

THIS DRAWING IS NOT TO BE SCALED. ALL ARCHITECTURAL SYMBOLS INDICATED ON THIS DRAWING ARE GRAPHIC REPRESENTATIONS ONLY.

CONDITIONS FOR ELECTRONIC INFORMATION TRANSFER:

ELECTRONIC INFORMATION IS SUPPLIED TO THE OTHER ASSOCIATED FIRMS TO ASSIST THEM IN THE EXECUTION OF THEIR WORK / REVIEW. THE RECIPIENT FIRMS MUST DETERMINE THE COMPLETENESS / APPROPRIATENESS / RELEVANCE OF THE INFORMATION IN RESPECT TO THEIR PARTICULAR RESPONSIBILITY.

GRAZIANI+CORAZZA ARCHITECTS INC. SHALL NOT BE RESPONSIBLE FOR:
1. ERRORS, OMISSIONS, INCOMPLETENESS DUE TO LOSS OF INFORMATION IN WHOLE OR PART WHEN INFORMATION IS TRANSFERRED.
2. TRANSMISSION OF ANY VIRUS OR DAMAGE TO THE RECEIVING ELECTRONIC SYSTEM WHEN INFORMATION IS TRANSFERRED.

01.	Oct.07.2019	issued for tender
02.	Mar.13.2020	issued for design coordination #2
03.	Mar.16.2020	issued for addendum #2
04.	Mar.16.2020	issued for addendum #3

issued for revisions

GRAZIANI CORAZZA ARCHITECTS
1320 SHAWSON DRIVE, SUITE 100 MISSISSAUGA, ONTARIO L4W 1C3
T 905.795.2601 F 905.795.2644
WWW.GC-ARCHITECTS.COM

RESIDENTIAL

ATTMAR + PALLESCHI DRIVE

BRAMPTON ONTARIO

PROJECT ARCHITECT:	B.GRAZIANI
ASSISTANT DESIGNER:	R.LINCOLN
DRAWN BY:	F.C./M.B
CHECKED BY:	D.BIASE/G.COLANGELO
PLOT DATE:	AUG.06.2020
JOB #	1331.15

GARAGE ROOF PLAN

1:100 A212b

TITLEBLOCK SIZE: 915 x 1200

THIS DRAWING, AS AN INSTRUMENT OF SERVICE, IS PROVIDED BY AND IS THE PROPERTY OF GRAZIANI+CORAZZA ARCHITECTS INC. THE CONTRACTOR MUST VERIFY AND ACCEPT RESPONSIBILITY FOR ALL DIMENSIONS AND CONDITIONS ON SITE AND MUST NOTIFY GRAZIANI+CORAZZA ARCHITECTS INC. OF ANY VARIATIONS FROM THE SUPPLIED INFORMATION. GRAZIANI+CORAZZA ARCHITECTS INC. IS NOT RESPONSIBLE FOR THE ACCURACY OF SURVEY, STRUCTURAL, MECHANICAL, ELECTRICAL, AND OTHER ENGINEERING INFORMATION SHOWN ON THIS DRAWING. REFER TO THE APPROPRIATE ENGINEERING DRAWINGS BEFORE PROCEEDING WITH THE WORK. CONSTRUCTION MUST CONFORM TO ALL APPLICABLE CODES AND REQUIREMENTS OF THE AUTHORITIES HAVING JURISDICTION. UNLESS OTHERWISE NOTED, NO INVESTIGATION HAS BEEN UNDERTAKEN OR REPORTED ON BY THIS OFFICE IN REGARDS TO THE ENVIRONMENTAL CONDITION OF THIS SITE.

THIS DRAWING IS NOT TO BE SCALED. ALL ARCHITECTURAL SYMBOLS INDICATED ON THIS DRAWING ARE GRAPHIC REPRESENTATIONS ONLY.

CONDITIONS FOR ELECTRONIC INFORMATION TRANSFER:

ELECTRONIC INFORMATION IS SUPPLIED TO THE OTHER ASSOCIATED FIRMS TO ASSIST THEM IN THE EXECUTION OF THEIR WORK / REVIEW. THE RECIPIENT FIRMS MUST DETERMINE THE COMPLETENESS / APPROPRIATENESS / RELEVANCE OF THE INFORMATION IN RESPECT TO THEIR PARTICULAR RESPONSIBILITY.

GRAZIANI+CORAZZA ARCHITECTS INC. SHALL NOT BE RESPONSIBLE FOR:
1. ERRORS, OMISSIONS, INCOMPLETENESS DUE TO LOSS OF INFORMATION IN WHOLE OR PART WHEN INFORMATION IS TRANSFERRED.
2. TRANSMISSION OF ANY VIRUS OR DAMAGE TO THE RECEIVING ELECTRONIC SYSTEM WHEN INFORMATION IS TRANSFERRED.

01. Oct.07.2019 issued for tender
02. Mar.13.2020 issued for design coordination #2
03. Mar.16.2020 issued for addendum #2
04. Mar.16.2020 issued for addendum #3

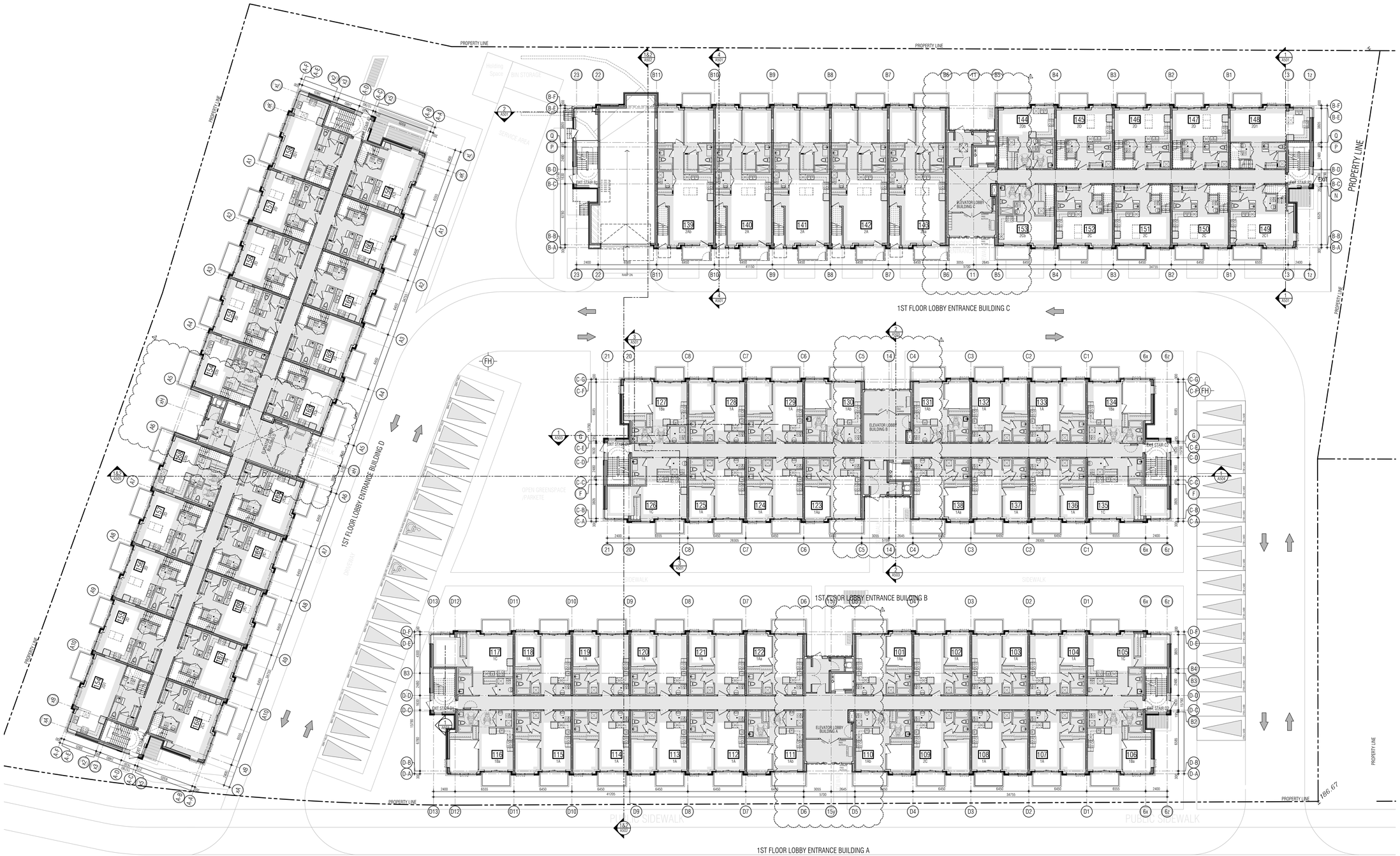

01. SEP 18, 2019 Issued for Adendum 1

issued for revisions

GRAZIANI CORAZZA ARCHITECTS
1300 SHAWSON DRIVE, SUITE 100 MISSISSAUGA, ONTARIO L4W 1C9
T 905.790.2601 F 905.790.2644 WWW.GC-ARCHITECTS.COM

RESIDENTIAL

ATTMAR + PALLESCHI DRIVE

BRAMPTON	ONTARIO
PROJECT ARCHITECT:	B.GRAZIANI
ASSISTANT DESIGNER:	R.LINCOLN
DRAWN BY:	F.C/M.B
CHECKED BY:	D.BIASE/G.COLANGELO
PLOT DATE:	AUG.06.2020
JOB #	1331.15

GROUND FLOOR OVERALL PLAN

1:150 A301

TITLEBLOCK SIZE: 915 x 1200

THIS DRAWING, AS AN INSTRUMENT OF SERVICE, IS PROVIDED BY AND IS THE PROPERTY OF GRAZIANI+CORAZZA ARCHITECTS INC. THE CONTRACTOR MUST VERIFY AND ACCEPT RESPONSIBILITY FOR ALL DIMENSIONS AND CONDITIONS ON SITE AND MUST NOTIFY GRAZIANI+CORAZZA ARCHITECTS INC. OF ANY VARIATIONS FROM THE SUPPLIED INFORMATION. GRAZIANI+CORAZZA ARCHITECTS INC. IS NOT RESPONSIBLE FOR THE ACCURACY OF SURVEY. STRUCTURAL, MECHANICAL, ELECTRICAL, AND OTHER ENGINEERING INFORMATION SHOWN ON THIS DRAWING, REFER TO THE APPROPRIATE ENGINEERING DRAWINGS BEFORE PROCEEDING WITH THE WORK. CONSTRUCTION MUST CONFORM TO ALL APPLICABLE CODES AND REQUIREMENTS OF THE AUTHORITIES HAVING JURISDICTION. UNLESS OTHERWISE NOTED, NO INVESTIGATION HAS BEEN UNDERTAKEN OR REPORTED ON BY THIS OFFICE IN REGARDS TO THE ENVIRONMENTAL CONDITION OF THIS SITE.

THIS DRAWING IS NOT TO BE SCALED. ALL ARCHITECTURAL SYMBOLS INDICATED ON THIS DRAWING ARE GRAPHIC REPRESENTATIONS ONLY.

CONDITIONS FOR ELECTRONIC INFORMATION TRANSFER:

ELECTRONIC INFORMATION IS SUPPLIED TO THE OTHER ASSOCIATED FIRMS TO ASSIST THEM IN THE EXECUTION OF THEIR WORK / REVIEW. THE RECIPIENT FIRMS MUST DETERMINE THE COMPLETENESS / APPROPRIATENESS / RELEVANCE OF THE INFORMATION IN RESPECT TO THEIR PARTICULAR RESPONSIBILITY.

GRAZIANI+CORAZZA ARCHITECTS INC. SHALL NOT BE RESPONSIBLE FOR:
1. ERRORS, OMISSIONS, INCOMPLETENESS DUE TO LOSS OF INFORMATION IN WHOLE OR PART WHEN INFORMATION IS TRANSFERRED.
2. TRANSMISSION OF ANY VIRUS OR DAMAGE TO THE RECEIVING ELECTRONIC SYSTEM WHEN INFORMATION IS TRANSFERRED.

01. Oct.07.2019 issued for tender
02. Mar.13.2020 issued for design coordination #2
03. Mar.16.2020 issued for addendum #2
04. Mar.16.2020 issued for addendum #3

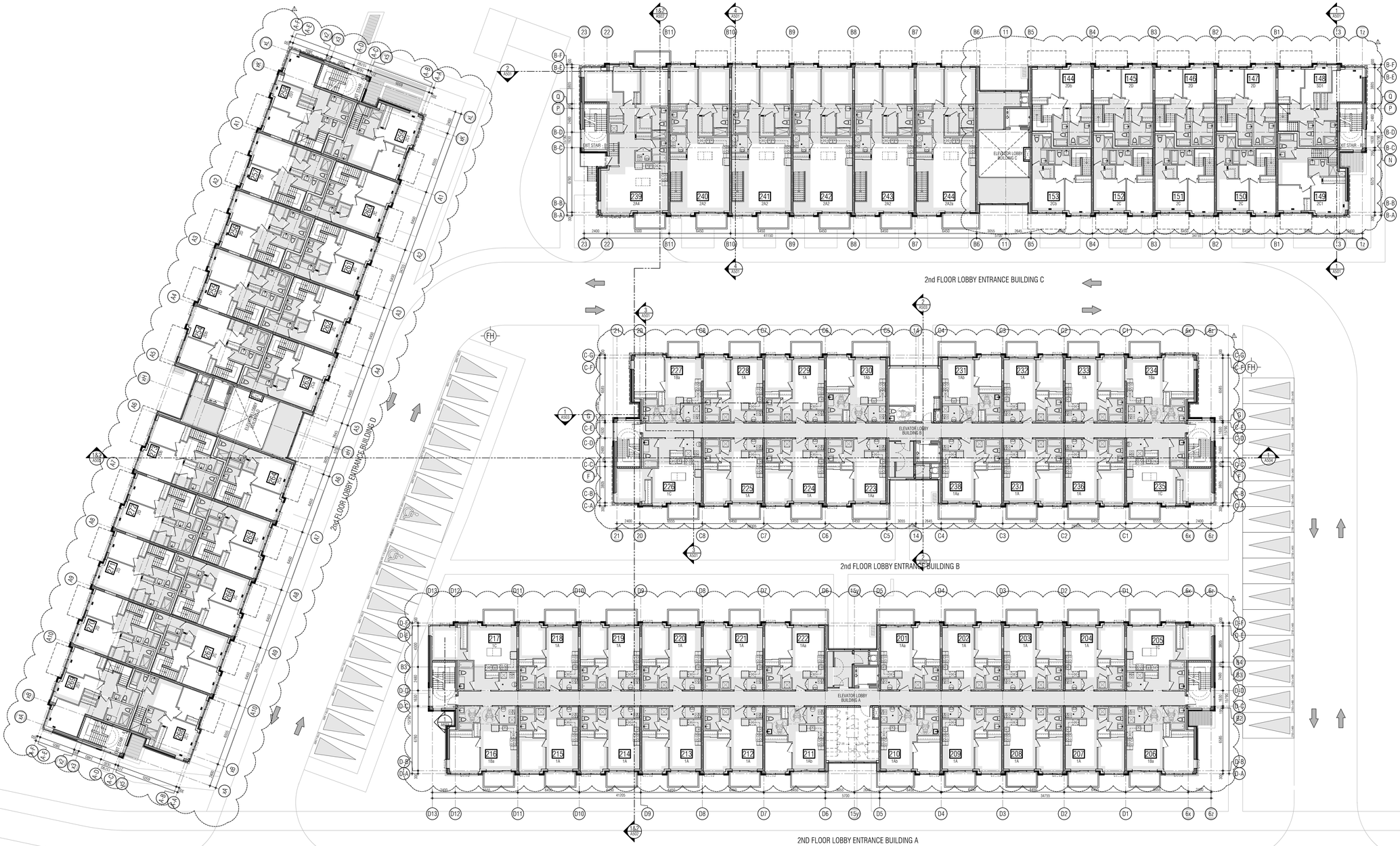

01. SEP 18, 2019 Issued for Addendum 1

issued for revisions

GRAZIANI + CORAZZA ARCHITECTS
1320 SHAWSON DRIVE, SUITE 100 MISSISSAUGA, ONTARIO L4W 1C3
T 905.795.2601 F 905.795.2644 WWW.GC-ARCHITECTS.COM

RESIDENTIAL

ATTMAR + PALLESCHI DRIVE

BRAMPTON	ONTARIO
PROJECT ARCHITECT:	B.GRAZIANI
ASSISTANT DESIGNER:	R.LINCOLN
DRAWN BY:	F.C/M.B
CHECKED BY:	D.BIASE/G.COLANGELO
PLOT DATE:	AUG.06.2020
JOB #	1331.15

SECOND FLOOR OVERALL PLAN

1:150

A302

TITLEBLOCK SIZE: 915 x 1200

THIS DRAWING, AS AN INSTRUMENT OF SERVICE, IS PROVIDED BY AND IS THE PROPERTY OF GRAZIANI+CORAZZA ARCHITECTS INC. THE CONTRACTOR MUST VERIFY AND ACCEPT RESPONSIBILITY FOR ALL DIMENSIONS AND CONDITIONS ON SITE AND MUST NOTIFY GRAZIANI+CORAZZA ARCHITECTS INC. OF ANY VARIATIONS FROM THE SUPPLIED INFORMATION. GRAZIANI+CORAZZA ARCHITECTS INC. IS NOT RESPONSIBLE FOR THE ACCURACY OF SURVEY. STRUCTURAL, MECHANICAL, ELECTRICAL, AND OTHER ENGINEERING INFORMATION SHOWN ON THIS DRAWING, REFER TO THE APPROPRIATE ENGINEERING DRAWINGS BEFORE PROCEEDING WITH THE WORK. CONSTRUCTION MUST CONFORM TO ALL APPLICABLE CODES AND REQUIREMENTS OF THE AUTHORITIES HAVING JURISDICTION. UNLESS OTHERWISE NOTED, NO INVESTIGATION HAS BEEN UNDERTAKEN OR REPORTED ON BY THIS OFFICE IN REGARDS TO THE ENVIRONMENTAL CONDITION OF THIS SITE.

THIS DRAWING IS NOT TO BE SCALED. ALL ARCHITECTURAL SYMBOLS INDICATED ON THIS DRAWING ARE GRAPHIC REPRESENTATIONS ONLY.

CONDITIONS FOR ELECTRONIC INFORMATION TRANSFER:

ELECTRONIC INFORMATION IS SUPPLIED TO THE OTHER ASSOCIATED FIRMS TO ASSIST THEM IN THE EXECUTION OF THEIR WORK / REVIEW. THE RECIPIENT FIRMS MUST DETERMINE THE COMPLETENESS / APPROPRIATENESS / RELEVANCE OF THE INFORMATION IN RESPECT TO THEIR PARTICULAR RESPONSIBILITY.

GRAZIANI+CORAZZA ARCHITECTS INC. SHALL NOT BE RESPONSIBLE FOR:
1. ERRORS, OMISSIONS, INCOMPLETENESS DUE TO LOSS OF INFORMATION IN WHOLE OR PART WHEN INFORMATION IS TRANSFERRED.
2. TRANSMISSION OF ANY VIRUS OR DAMAGE TO THE RECEIVING ELECTRONIC SYSTEM WHEN INFORMATION IS TRANSFERRED.

01. Oct.07.2019 issued for tender
02. Mar.13.2020 issued for design coordination #2
03. Mar.16.2020 issued for addendum #2
04. Mar.16.2020 issued for addendum #3

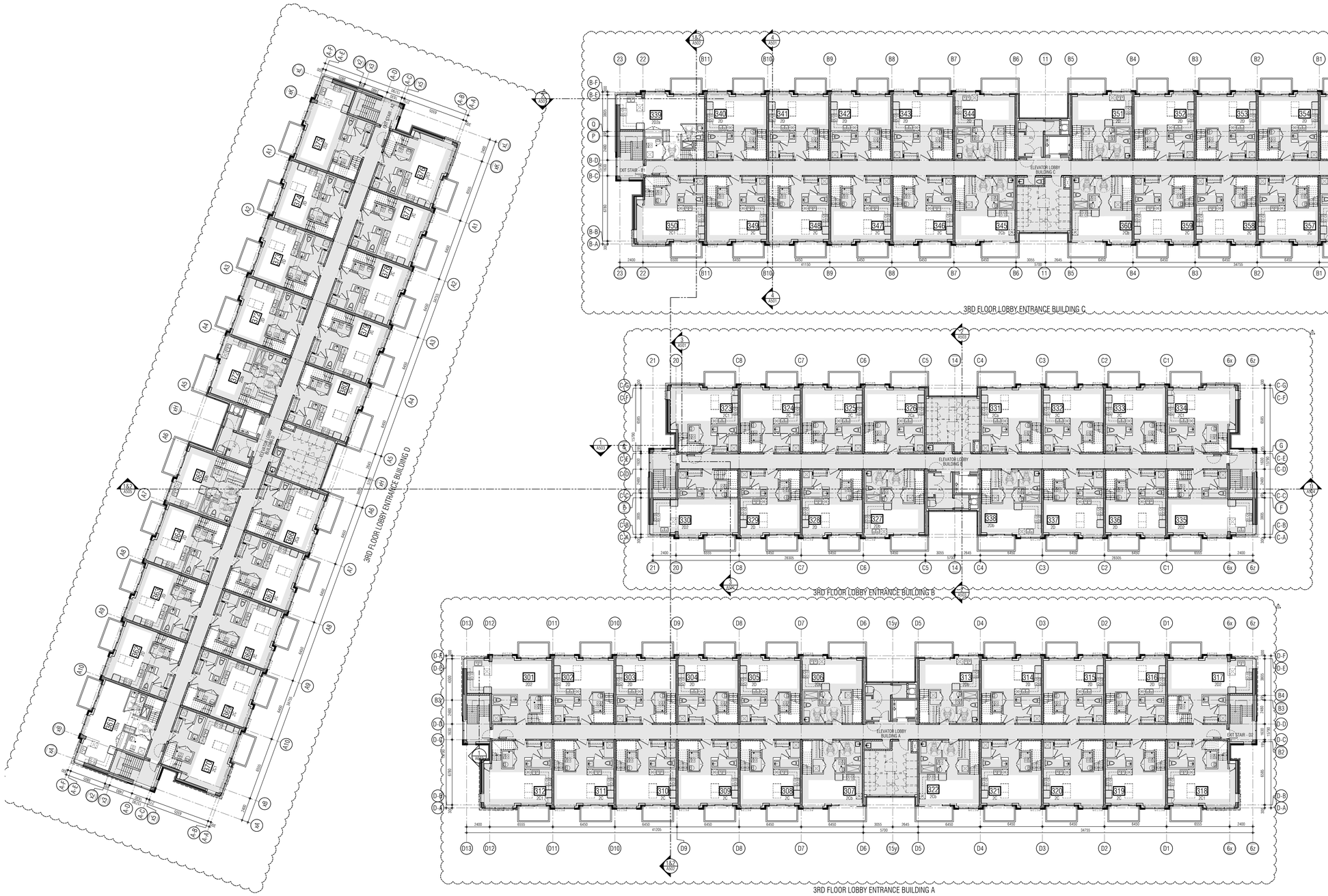

01. SEP 18, 2019 Issued for Adendum 1

issued for revisions

GRAZIANI + CORAZZA ARCHITECTS
1320 SHAWSON DRIVE, SUITE 100 MISSISSAUGA, ONTARIO L4W 1C5
T 905.795.2601 F 905.795.2644 WWW.GC-ARCHITECTS.COM

RESIDENTIAL

ATTMAR + PALLESCHI DRIVE

BRAMPTON ONTARIO

PROJECT ARCHITECT:	B.GRAZIANI
ASSISTANT DESIGNER:	R.LINCOLN
DRAWN BY:	F.C/M.B
CHECKED BY:	D.BIASE/G.COLANGELO
PLOT DATE:	AUG.06.2020
JOB #	1331.15

THIRD FLOOR OVERALL PLAN

1:150

A303

TITLEBLOCK SIZE: 915 x 1200

THIS DRAWING, AS AN INSTRUMENT OF SERVICE, IS PROVIDED BY AND IS THE PROPERTY OF GRAZIANI+CORAZZA ARCHITECTS INC. THE CONTRACTOR MUST VERIFY AND ACCEPT RESPONSIBILITY FOR ALL DIMENSIONS AND CONDITIONS ON SITE AND MUST NOTIFY GRAZIANI+CORAZZA ARCHITECTS INC. OF ANY VARIATIONS FROM THE SUPPLIED INFORMATION. GRAZIANI+CORAZZA ARCHITECTS INC. IS NOT RESPONSIBLE FOR THE ACCURACY OF SURVEY. STRUCTURAL, MECHANICAL, ELECTRICAL, AND OTHER ENGINEERING INFORMATION SHOWN ON THIS DRAWING, REFER TO THE APPROPRIATE ENGINEERING DRAWINGS BEFORE PROCEEDING WITH THE WORK. CONSTRUCTION MUST CONFORM TO ALL APPLICABLE CODES AND REQUIREMENTS OF THE AUTHORITIES HAVING JURISDICTION. UNLESS OTHERWISE NOTED, NO INVESTIGATION HAS BEEN UNDERTAKEN OR REPORTED ON BY THIS OFFICE IN REGARDS TO THE ENVIRONMENTAL CONDITION OF THIS SITE.

THIS DRAWING IS NOT TO BE SCALED. ALL ARCHITECTURAL SYMBOLS INDICATED ON THIS DRAWING ARE GRAPHIC REPRESENTATIONS ONLY.

CONDITIONS FOR ELECTRONIC INFORMATION TRANSFER:

ELECTRONIC INFORMATION IS SUPPLIED TO THE OTHER ASSOCIATED FIRMS TO ASSIST THEM IN THE EXECUTION OF THEIR WORK / REVIEW. THE RECIPIENT FIRMS MUST DETERMINE THE COMPLETENESS / APPROPRIATENESS / RELEVANCE OF THE INFORMATION IN RESPECT TO THEIR PARTICULAR RESPONSIBILITY.

GRAZIANI+CORAZZA ARCHITECTS INC. SHALL NOT BE RESPONSIBLE FOR:
1. ERRORS, OMISSIONS, INCOMPLETETNESS DUE TO LOSS OF INFORMATION IN WHOLE OR PART WHEN INFORMATION IS TRANSFERRED.
2. TRANSMISSION OF ANY VIRUS OR DAMAGE TO THE RECEIVING ELECTRONIC SYSTEM WHEN INFORMATION IS TRANSFERRED.

01. Oct.07.2019 issued for tender
02. Mar.13.2020 issued for design coordination #2
03. Mar.16.2020 issued for addendum #2
04. Mar.16.2020 issued for addendum #3

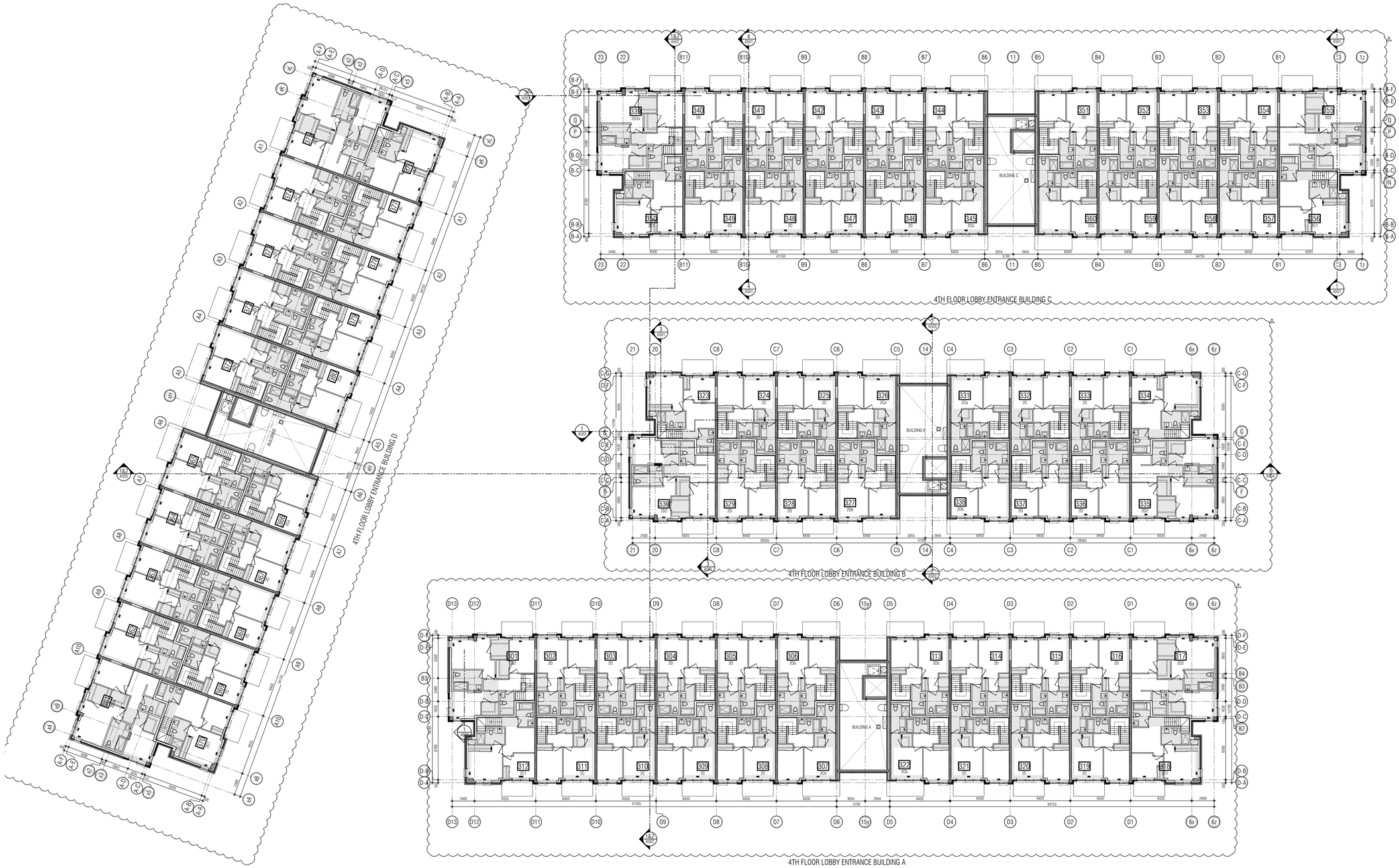

issued for revisions

GRAZIANI + CORAZZA ARCHITECTS
1320 SHARON DRIVE SUITE 100 MISSISSAUGA, ONTARIO L4W 1C3
T.905.795.2601 F.905.795.2644 WWW.GC-ARCHITECTS.COM

RESIDENTIAL

ROYAL PINE

ATTMAR + PALLESCHI DRIVE

BRAMPTON	ONTARIO
PROJECT ARCHITECT:	B.GRAZIANI
ASSISTANT DESIGNER:	R.LINCOLN
DRAWN BY:	F.C/M.B
CHECKED BY:	D.BIASE/G.COLANGELO
PLOT DATE:	AUG.06.2020
JOB #	1331.15

FORTH FLOOR OVERALL PLAN

1:150

A304

TITLEBLOCK SIZE: 915 x 1200

THIS DRAWING, AS AN INSTRUMENT OF SERVICE, IS PROVIDED BY AND IS THE PROPERTY OF GRAZIANI+CORAZZA ARCHITECTS INC. THE CONTRACTOR MUST VERIFY AND ACCEPT RESPONSIBILITY FOR ALL DIMENSIONS AND CONDITIONS ON SITE AND MUST NOTIFY GRAZIANI+CORAZZA ARCHITECTS INC. OF ANY VARIATIONS FROM THE SUPPLIED INFORMATION. GRAZIANI+CORAZZA ARCHITECTS INC. IS NOT RESPONSIBLE FOR THE ACCURACY OF SURVEY. STRUCTURAL, MECHANICAL, ELECTRICAL, AND OTHER ENGINEERING INFORMATION SHOWN ON THIS DRAWING. REFER TO THE APPROPRIATE ENGINEERING DRAWINGS BEFORE PROCEEDING WITH THE WORK. CONSTRUCTION MUST CONFORM TO ALL APPLICABLE CODES AND REQUIREMENTS OF THE AUTHORITIES HAVING JURISDICTION. UNLESS OTHERWISE NOTED, NO INVESTIGATION WAS BEEN UNDERTAKEN OR REPORTED ON BY THIS OFFICE IN REGARDS TO THE ENVIRONMENTAL CONDITION OF THIS SITE.

THIS DRAWING IS NOT TO BE SCALED. ALL ARCHITECTURAL SYMBOLS INDICATED ON THIS DRAWING ARE GRAPHIC REPRESENTATIONS ONLY.

CONDITIONS FOR ELECTRONIC INFORMATION TRANSFER:

ELECTRONIC INFORMATION IS SUPPLIED TO THE OTHER ASSOCIATED FIRMS TO ASSIST THEM IN THE EXECUTION OF THEIR WORK / REVIEW. THE RECIPIENT FIRMS MUST DETERMINE THE COMPLETENESS / APPROPRIATENESS / RELEVANCE OF THE INFORMATION IN RESPECT TO THEIR PARTICULAR RESPONSIBILITY.

GRAZIANI+CORAZZA ARCHITECTS INC. SHALL NOT BE RESPONSIBLE FOR:
1. ERRORS, OMISSIONS, INCOMPLETENESS DUE TO LOSS OF INFORMATION IN WHOLE OR PART WHEN INFORMATION IS TRANSFERRED.
2. TRANSMISSION OF ANY VIRUS OR DAMAGE TO THE RECEIVING ELECTRONIC SYSTEM WHEN INFORMATION IS TRANSFERRED.

01. Oct.07.2019 issued for tender
02. Mar.13.2020 issued for design coordination #2
03. Mar.16.2020 issued for addendum #2
04. Mar.16.2020 issued for addendum #3

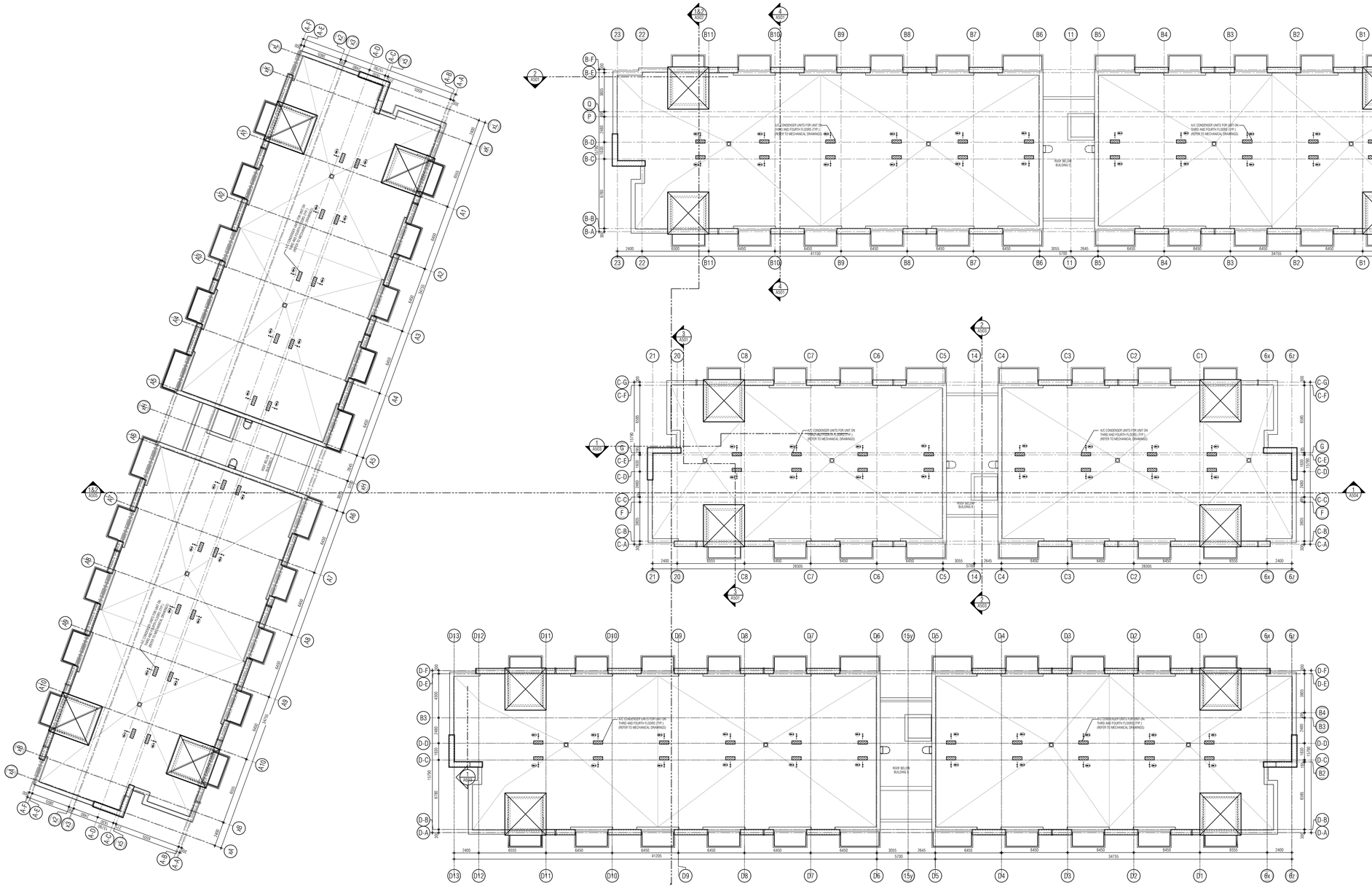

issued for revisions

GRAZIANI + CORAZZA ARCHITECTS
1320 SHARON DRIVE, SUITE 100, MISSISSAUGA, ONTARIO, L4W 1C3
T 905.795.2601 F 905.795.2644 WWW.GC-ARCHITECTS.COM

RESIDENTIAL

ATTMAR + PALLESCHI DRIVE

BRAMPTON	ONTARIO
PROJECT ARCHITECT:	B.GRAZIANI
ASSISTANT DESIGNER:	R.LINCOLN
DRAWN BY:	F.C/M.B
CHECKED BY:	D.BIASE/G.COLANGELO
PLOT DATE:	AUG.06.2020
JOB #	1331.15

ROOF OVERALL PLAN

1:150

A305

TITLEBLOCK SIZE: 915 x 1200

THIS DRAWING, AS AN INSTRUMENT OF SERVICE, IS PROVIDED BY AND IS THE PROPERTY OF GRAZIANI+CORAZZA ARCHITECTS INC. THE CONTRACTOR MUST VERIFY AND ACCEPT RESPONSIBILITY FOR ALL DIMENSIONS AND CONDITIONS ON SITE AND MUST NOTIFY GRAZIANI+CORAZZA ARCHITECTS INC. OF ANY VARIATIONS FROM THE SUPPLIED INFORMATION. GRAZIANI+CORAZZA ARCHITECTS INC. IS NOT RESPONSIBLE FOR THE ACCURACY OF SURVEY, STRUCTURAL, MECHANICAL, ELECTRICAL, AND OTHER ENGINEERING INFORMATION SHOWN ON THIS DRAWING. REFER TO THE APPROPRIATE ENGINEERING DRAWINGS BEFORE PROCEEDING WITH THE WORK. CONSTRUCTION MUST CONFORM TO ALL APPLICABLE CODES AND REQUIREMENTS OF THE AUTHORITIES HAVING JURISDICTION. UNLESS OTHERWISE NOTED, NO INVESTIGATION HAS BEEN UNDERTAKEN OR REPORTED ON BY THIS OFFICE IN REGARDS TO THE ENVIRONMENTAL CONDITION OF THIS SITE.

THIS DRAWING IS NOT TO BE SCALED. ALL ARCHITECTURAL SYMBOLS INDICATED ON THIS DRAWING ARE GRAPHIC REPRESENTATIONS ONLY.

CONDITIONS FOR ELECTRONIC INFORMATION TRANSFER:

ELECTRONIC INFORMATION IS SUPPLIED TO THE OTHER ASSOCIATED FIRMS TO ASSIST THEM IN THE EXECUTION OF THEIR WORK / REVIEW. THE RECIPIENT FIRMS MUST DETERMINE THE COMPLETENESS / APPROPRIATENESS / RELEVANCE OF THE INFORMATION IN RESPECT TO THEIR PARTICULAR RESPONSIBILITY.

GRAZIANI+CORAZZA ARCHITECTS INC. SHALL NOT BE RESPONSIBLE FOR:
1. ERRORS, OMISSIONS, INCOMPLETENESS DUE TO LOSS OF INFORMATION IN WHOLE OR PART WHEN INFORMATION IS TRANSFERRED.
2. TRANSMISSION OF ANY VIRUS OR DAMAGE TO THE RECEIVING ELECTRONIC SYSTEM WHEN INFORMATION IS TRANSFERRED.

REF. A301a2 FOR CONTINUATION

01. Oct.07.2019 issued for tender
02. Mar.13.2020 issued for design coordination #2
03. Mar.16.2020 issued for addendum #2
04. Mar.16.2020 issued for addendum #3

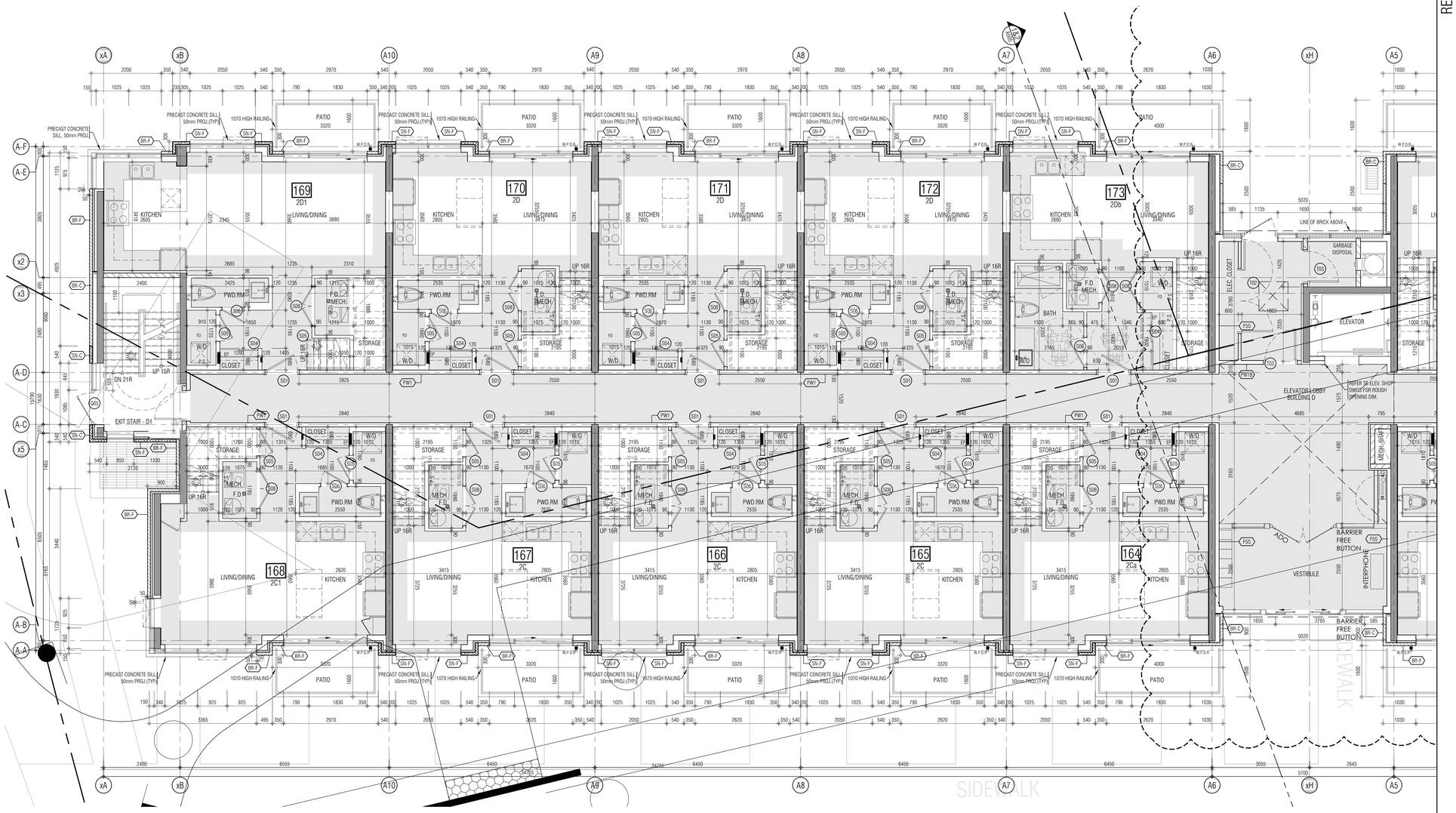

KEY PLAN

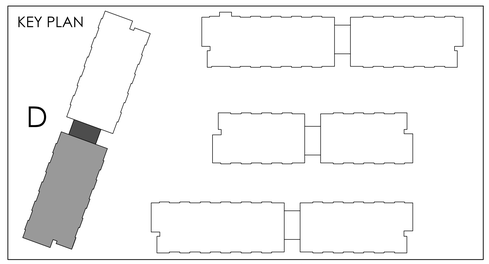

01. SEP 18, 2019 Issued for Adendum 1

issued for revisions

GRAZIANI CORAZZA ARCHITECTS
1300 SHARKSON DRIVE, SUITE 100 MISSISSAUGA, ONTARIO L4W 0C9
T 905.795.2601 F 905.795.2644 WWW.GC-ARCHITECTS.COM

RESIDENTIAL

ATTMAR + PALLESCHI DRIVE

BRAMPTON	ONTARIO
PROJECT ARCHITECT:	B.GRAZIANI
ASSISTANT DESIGNER:	R.LINCOLN
DRAWN BY:	F.C/M.B
CHECKED BY:	D.BIASE/G.COLANGELO
PLOT DATE:	AUG.06.2020
JOB #	1331.15

GROUND FLOOR PLAN BUILDING D (PARTIAL PLAN)

1:50 A-301d1

TITLEBLOCK SIZE: 915 x 1200

REF.A301a1 FOR CONTINUATION

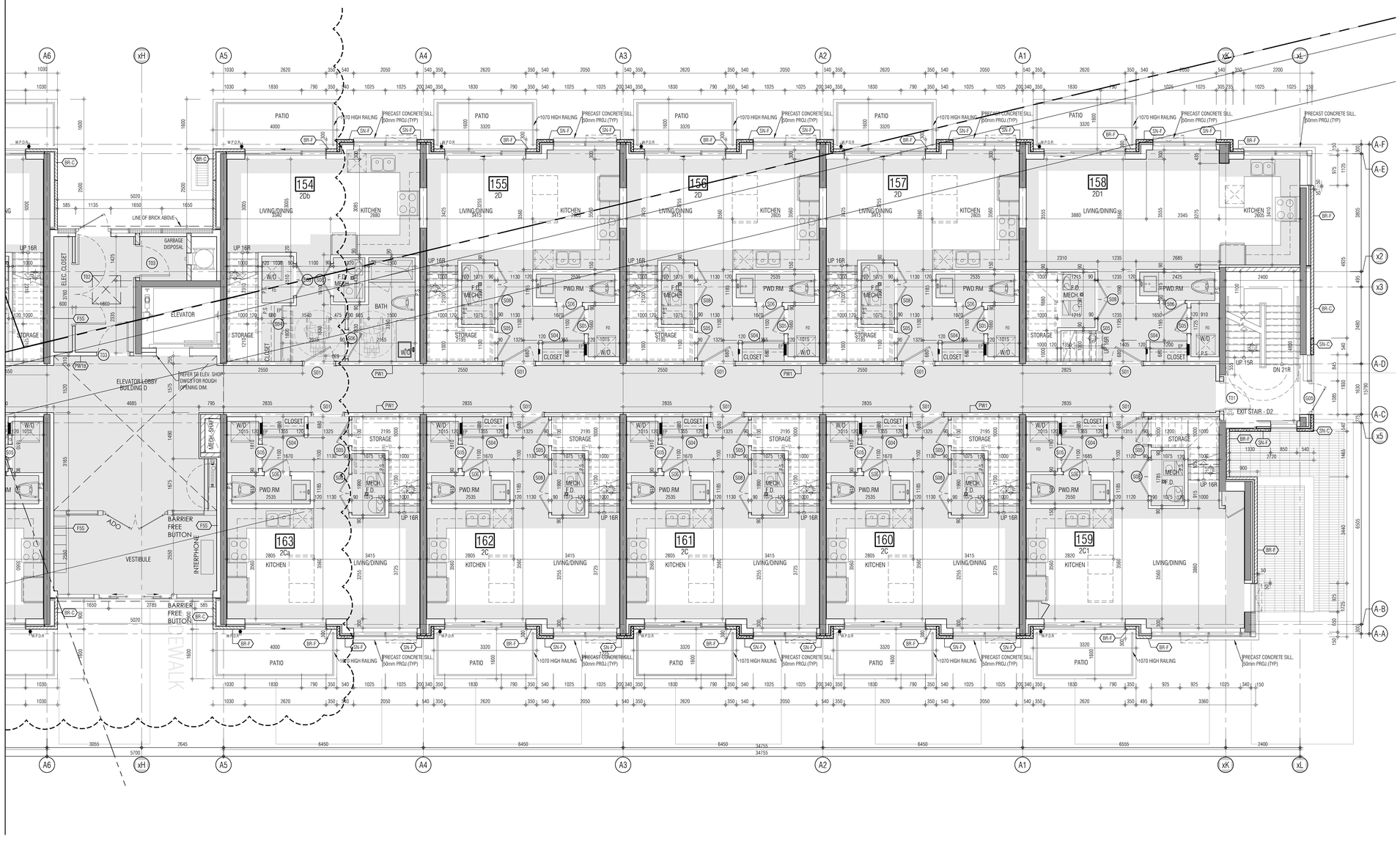

THIS DRAWING, AS AN INSTRUMENT OF SERVICE, IS PROVIDED BY AND IS THE PROPERTY OF GRAZIANI+CORAZZA ARCHITECTS INC. THE CONTRACTOR MUST VERIFY AND ACCEPT RESPONSIBILITY FOR ALL DIMENSIONS AND CONDITIONS ON SITE AND MUST NOTIFY GRAZIANI+CORAZZA ARCHITECTS INC. OF ANY VARIATIONS FROM THE SUPPLIED INFORMATION. GRAZIANI+CORAZZA ARCHITECTS INC. IS NOT RESPONSIBLE FOR THE ACCURACY OF SURVEY, STRUCTURAL, MECHANICAL, ELECTRICAL, AND OTHER ENGINEERING INFORMATION SHOWN ON THIS DRAWING. REFER TO THE APPROPRIATE ENGINEERING DRAWINGS BEFORE PROCEEDING WITH THE WORK. CONSTRUCTION MUST CONFORM TO ALL APPLICABLE CODES AND REQUIREMENTS OF THE AUTHORITIES HAVING JURISDICTION. UNLESS OTHERWISE NOTED, NO INVESTIGATION HAS BEEN UNDERTAKEN OR REPORTED ON BY THIS OFFICE IN REGARDS TO THE ENVIRONMENTAL CONDITION OF THIS SITE.

THIS DRAWING IS NOT TO BE SCALED. ALL ARCHITECTURAL SYMBOLS INDICATED ON THIS DRAWING ARE GRAPHIC REPRESENTATIONS ONLY.

CONDITIONS FOR ELECTRONIC INFORMATION TRANSFER:

ELECTRONIC INFORMATION IS SUPPLIED TO THE OTHER ASSOCIATED FIRMS TO ASSIST THEM IN THE EXECUTION OF THEIR WORK / REVIEW. THE RECIPIENT FIRMS MUST DETERMINE THE COMPLETENESS / APPROPRIATENESS / RELEVANCE OF THE INFORMATION IN RESPECT TO THEIR PARTICULAR RESPONSIBILITY.

GRAZIANI+CORAZZA ARCHITECTS INC. SHALL NOT BE RESPONSIBLE FOR:
1. ERRORS, OMISSIONS, INCOMPLETENESS DUE TO LOSS OF INFORMATION IN WHOLE OR PART WHEN INFORMATION IS TRANSFERRED.
2. TRANSMISSION OF ANY VIRUS OR DAMAGE TO THE RECEIVING ELECTRONIC SYSTEM WHEN INFORMATION IS TRANSFERRED.

01. Oct.07.2019 issued for tender
02. Mar.13.2020 issued for design coordination #2
03. Mar.16.2020 issued for addendum #2
04. Mar.16.2020 issued for addendum #3

KEY PLAN

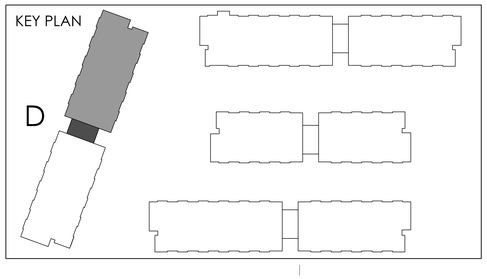

01. SEP 18, 2019 Issued for Adendum 1

issued for revisions

GRAZIANI + CORAZZA ARCHITECTS
1320 SHERIDON DRIVE SUITE 100 MISSISSAUGA, ONTARIO L4W 1C3
T.905.795.7601 F.905.795.2644 WWW.GC-ARCHITECTS.COM

RESIDENTIAL

ATTMAR + PALLESCHI DRIVE

BRAMPTON	ONTARIO
PROJECT ARCHITECT:	B.GRAZIANI
ASSISTANT DESIGNER:	R.LINCOLN
DRAWN BY:	F.C./M.B
CHECKED BY:	D.BIASE/G.COLANGELO
PLOT DATE:	AUG.06.2020
JOB #	1331.15

GROUND FLOOR PLAN
BUILDING D (PARTIAL PLAN)

1:50 A-301d2

TITLEBLOCK SIZE: 915 x 1200

THIS DRAWING, AS AN INSTRUMENT OF SERVICE, IS PROVIDED BY AND IS THE PROPERTY OF GRAZIANI+CORAZZA ARCHITECTS INC. THE CONTRACTOR MUST VERIFY AND ACCEPT RESPONSIBILITY FOR ALL DIMENSIONS AND CONDITIONS ON SITE AND MUST NOTIFY GRAZIANI+CORAZZA ARCHITECTS INC. OF ANY VARIATIONS FROM THE SUPPLIED INFORMATION. GRAZIANI+CORAZZA ARCHITECTS INC. IS NOT RESPONSIBLE FOR THE ACCURACY OF SURVEY, STRUCTURAL, MECHANICAL, ELECTRICAL, AND OTHER ENGINEERING INFORMATION SHOWN ON THIS DRAWING. REFER TO THE APPROPRIATE ENGINEERING DRAWINGS BEFORE PROCEEDING WITH THE WORK. CONSTRUCTION MUST CONFORM TO ALL APPLICABLE CODES AND REQUIREMENTS OF THE AUTHORITIES HAVING JURISDICTION. UNLESS OTHERWISE NOTED, NO INVESTIGATION HAS BEEN UNDERTAKEN OR REPORTED ON BY THIS OFFICE IN REGARDS TO THE ENVIRONMENTAL CONDITION OF THIS SITE.

THIS DRAWING IS NOT TO BE SCALED. ALL ARCHITECTURAL SYMBOLS INDICATED ON THIS DRAWING ARE GRAPHIC REPRESENTATIONS ONLY.

CONDITIONS FOR ELECTRONIC INFORMATION TRANSFER:

ELECTRONIC INFORMATION IS SUPPLIED TO THE OTHER ASSOCIATED FIRMS TO ASSIST THEM IN THE EXECUTION OF THEIR WORK / REVIEW. THE RECIPIENT FIRMS MUST DETERMINE THE COMPLETENESS / APPROPRIATENESS / RELEVANCE OF THE INFORMATION IN RESPECT TO THEIR PARTICULAR RESPONSIBILITY.

GRAZIANI+CORAZZA ARCHITECTS INC. SHALL NOT BE RESPONSIBLE FOR:
1. ERRORS, OMISSIONS, INCOMPLETENESS DUE TO LOSS OF INFORMATION IN WHOLE OR PART WHEN INFORMATION IS TRANSFERRED.
2. TRANSMISSION OF ANY VIRUS OR DAMAGE TO THE RECEIVING ELECTRONIC SYSTEM WHEN INFORMATION IS TRANSFERRED.

REF: A302a2 FOR CONTINUATION

01. Oct.07.2019 issued for tender
02. Mar.13.2020 issued for design coordination #2
03. Mar.16.2020 issued for addendum #2
04. Mar.16.2020 issued for addendum #3

01. SEP 18, 2019 Issued for Adendum 1

issued for revisions

GRAZIANI + CORAZZA ARCHITECTS
1320 SHERIDEN DRIVE SUITE 100 MISSISSAUGA, ONTARIO L4W 1C3
T.905.795.2601 F.905.795.2644 WWW.GC-ARCHITECTS.COM

RESIDENTIAL

ROYAL PINE

ATTMAR + PALLESCHI DRIVE

BRAMPTON	ONTARIO
PROJECT ARCHITECT:	B.GRAZIANI
ASSISTANT DESIGNER:	R.LINCOLN
DRAWN BY:	F.C/M.B
CHECKED BY:	D.BIASE/G.COLANGELO
PLOT DATE:	AUG.06.2020
JOB #	1331.15

SECOND FLOOR PLAN
BUILDING D (PARTIAL PLAN)

1:50

A-302d1

TITLEBLOCK SIZE: 915 x 1200

KEY PLAN

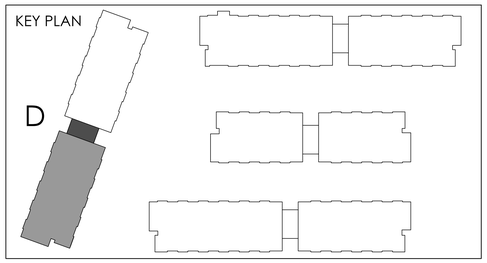

REF.A302a1 FOR CONTINUATION

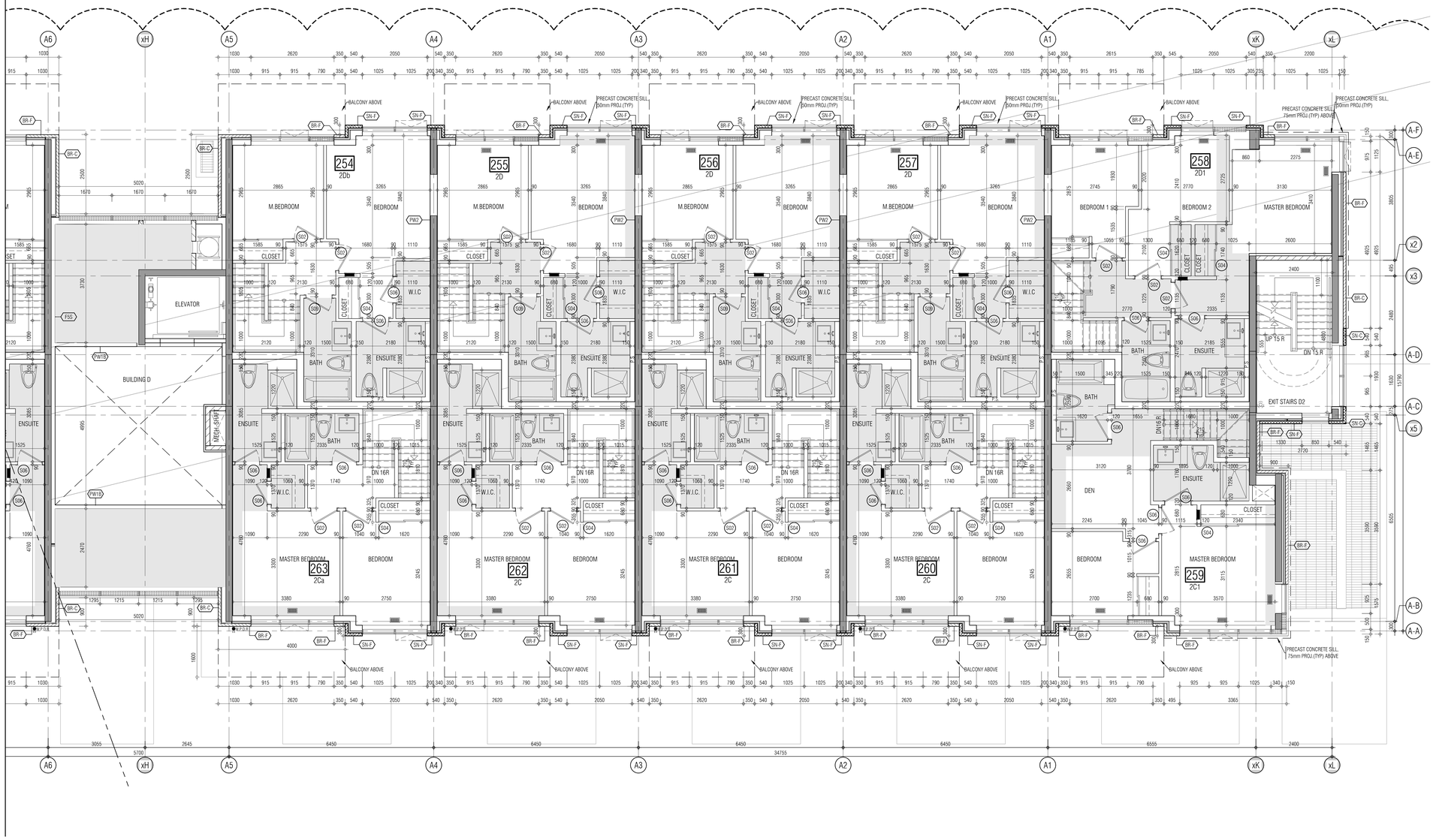

THIS DRAWING, AS AN INSTRUMENT OF SERVICE, IS PROVIDED BY AND IS THE PROPERTY OF GRAZIANI+CORAZZA ARCHITECTS INC. THE CONTRACTOR MUST VERIFY AND ACCEPT RESPONSIBILITY FOR ALL DIMENSIONS AND CONDITIONS ON SITE AND MUST NOTIFY GRAZIANI+CORAZZA ARCHITECTS INC. OF ANY VARIATIONS FROM THE SUPPLIED INFORMATION. GRAZIANI+CORAZZA ARCHITECTS INC. IS NOT RESPONSIBLE FOR THE ACCURACY OF SURVEY. STRUCTURAL, MECHANICAL, ELECTRICAL, AND OTHER ENGINEERING INFORMATION SHOWN ON THIS DRAWING, REFER TO THE APPROPRIATE ENGINEERING DRAWINGS BEFORE PROCEEDING WITH THE WORK. CONSTRUCTION MUST CONFORM TO ALL APPLICABLE CODES AND REQUIREMENTS OF THE AUTHORITIES HAVING JURISDICTION. UNLESS OTHERWISE NOTED, NO INVESTIGATION HAS BEEN UNDERTAKEN OR REPORTED ON BY THIS OFFICE IN REGARDS TO THE ENVIRONMENTAL CONDITION OF THIS SITE.

THIS DRAWING IS NOT TO BE SCALED. ALL ARCHITECTURAL SYMBOLS INDICATED ON THIS DRAWING ARE GRAPHIC REPRESENTATIONS ONLY.

CONDITIONS FOR ELECTRONIC INFORMATION TRANSFER:

ELECTRONIC INFORMATION IS SUPPLIED TO THE OTHER ASSOCIATED FIRMS TO ASSIST THEM IN THE EXECUTION OF THEIR WORK / REVIEW. THE RECIPIENT FIRMS MUST DETERMINE THE COMPLETENESS / APPROPRIATENESS / RELEVANCE OF THE INFORMATION IN RESPECT TO THEIR PARTICULAR RESPONSIBILITY.

GRAZIANI+CORAZZA ARCHITECTS INC. SHALL NOT BE RESPONSIBLE FOR:
1. ERRORS, OMISSIONS, INCOMPLETENESS DUE TO LOSS OF INFORMATION IN WHOLE OR PART WHEN INFORMATION IS TRANSFERRED.
2. TRANSMISSION OF ANY VIRUS OR DAMAGE TO THE RECEIVING ELECTRONIC SYSTEM WHEN INFORMATION IS TRANSFERRED.

01. Oct.07.2019 issued for tender
02. Mar.13.2020 issued for design coordination #2
03. Mar.16.2020 issued for addendum #2
04. Mar.16.2020 issued for addendum #3

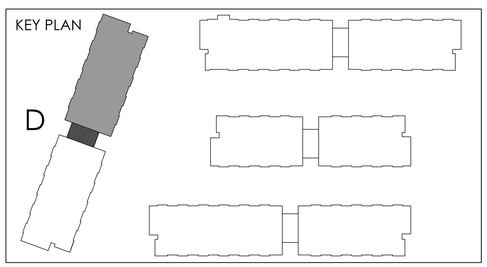

01. SEP 18, 2019 Issued for Adendum 1

issued for revisions

GRAZIANI + CORAZZA ARCHITECTS
1320 SHAWSON DRIVE SUITE 100 MISSISSAUGA, ONTARIO L4W 1C3
T.905.795.2601 F.905.795.2644 WWW.GC-ARCHITECTS.COM

RESIDENTIAL

ROYAL PINE

ATTMAR + PALLESCHI DRIVE

BRAMPTON	ONTARIO
PROJECT ARCHITECT:	B.GRAZIANI
ASSISTANT DESIGNER:	R.LINCOLN
DRAWN BY:	F.C/M.B
CHECKED BY:	D.BIASE/G.COLANGELO
PLOT DATE:	AUG.06.2020
JOB #	1331.15

SECOND FLOOR PLAN
BUILDING D (PARTIAL PLAN)

1:50

A-302d2

TITLEBLOCK SIZE: 915 x 1200

THIS DRAWING, AS AN INSTRUMENT OF SERVICE, IS PROVIDED BY AND IS THE PROPERTY OF GRAZIANI+CORAZZA ARCHITECTS INC. THE CONTRACTOR MUST VERIFY AND ACCEPT RESPONSIBILITY FOR ALL DIMENSIONS AND CONDITIONS ON SITE AND MUST NOTIFY GRAZIANI+CORAZZA ARCHITECTS INC. OF ANY VARIATIONS FROM THE SUPPLIED INFORMATION. GRAZIANI+CORAZZA ARCHITECTS INC. IS NOT RESPONSIBLE FOR THE ACCURACY OF SURVEY, STRUCTURAL, MECHANICAL, ELECTRICAL, AND OTHER ENGINEERING INFORMATION SHOWN ON THIS DRAWING. REFER TO THE APPROPRIATE ENGINEERING DRAWINGS BEFORE PROCEEDING WITH THE WORK. CONSTRUCTION MUST CONFORM TO ALL APPLICABLE CODES AND REQUIREMENTS OF THE AUTHORITIES HAVING JURISDICTION. UNLESS OTHERWISE NOTED, NO INVESTIGATION HAS BEEN UNDERTAKEN OR REPORTED ON BY THIS OFFICE IN REGARDS TO THE ENVIRONMENTAL CONDITION OF THIS SITE.

THIS DRAWING IS NOT TO BE SCALED. ALL ARCHITECTURAL SYMBOLS INDICATED ON THIS DRAWING ARE GRAPHIC REPRESENTATIONS ONLY.

CONDITIONS FOR ELECTRONIC INFORMATION TRANSFER:

ELECTRONIC INFORMATION IS SUPPLIED TO THE OTHER ASSOCIATED FIRMS TO ASSIST THEM IN THE EXECUTION OF THEIR WORK / REVIEW. THE RECIPIENT FIRMS MUST DETERMINE THE COMPLETENESS / APPROPRIATENESS / RELEVANCE OF THE INFORMATION IN RESPECT TO THEIR PARTICULAR RESPONSIBILITY.

GRAZIANI+CORAZZA ARCHITECTS INC. SHALL NOT BE RESPONSIBLE FOR:
1. ERRORS, OMISSIONS, INCOMPLETENESS DUE TO LOSS OF INFORMATION IN WHOLE OR PART WHEN INFORMATION IS TRANSFERRED.
2. TRANSMISSION OF ANY VIRUS OR DAMAGE TO THE RECEIVING ELECTRONIC SYSTEM WHEN INFORMATION IS TRANSFERRED.

01. Oct.07.2019 issued for tender
02. Mar.13.2020 issued for design coordination #2
03. Mar.16.2020 issued for addendum #2
04. Mar.16.2020 issued for addendum #3

REF. A303a2 FOR CONTINUATION

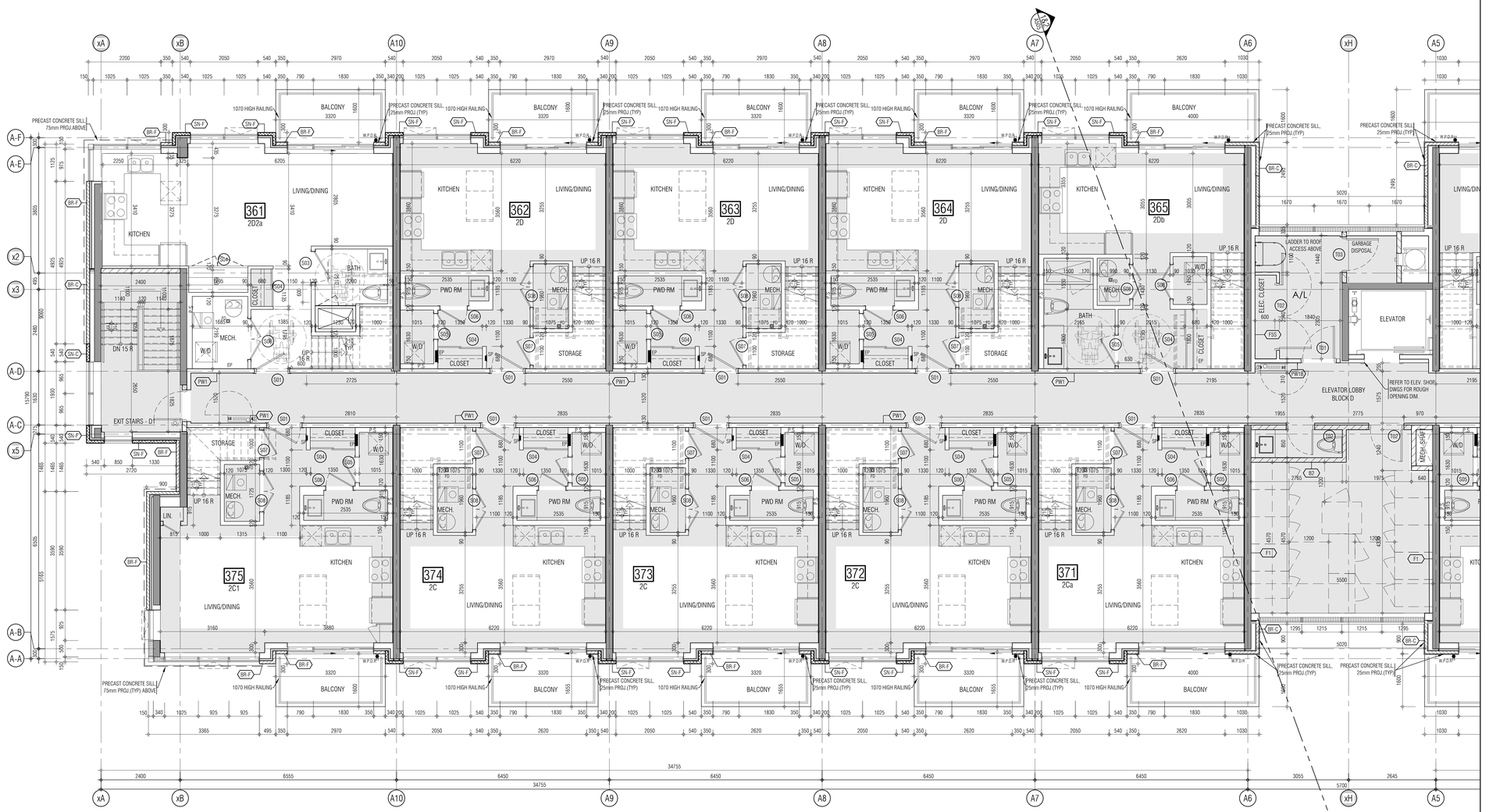

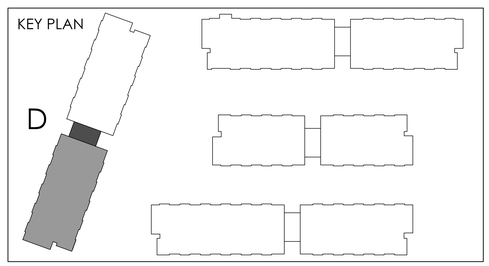

01. SEP 18, 2019 Issued for Adendum 1
issued for revisions

GRAZIANI CORAZZA ARCHITECTS
1320 DAWSON DRIVE, SUITE 100 MISSISSAUGA, ONTARIO L4W 1C5
T.905.795.2601 F.905.795.2644 WWW.GC-ARCHITECTS.COM

RESIDENTIAL

ROYAL PINE

ATTMAR + PALLESCHI DRIVE

BRAMPTON	ONTARIO
PROJECT ARCHITECT:	B.GRAZIANI
ASSISTANT DESIGNER:	R.LINCOLN
DRAWN BY:	F.C/M.B
CHECKED BY:	D.BIASE/G.COLANGELO
PLOT DATE:	AUG.06.2020
JOB #	1331.15

THIRD FLOOR PLAN
BUILDING D (PARTIAL PLAN)

1:50 A-303d1

TITLEBLOCK SIZE: 915 x 1200

REF.A303a1 FOR CONTINUATION

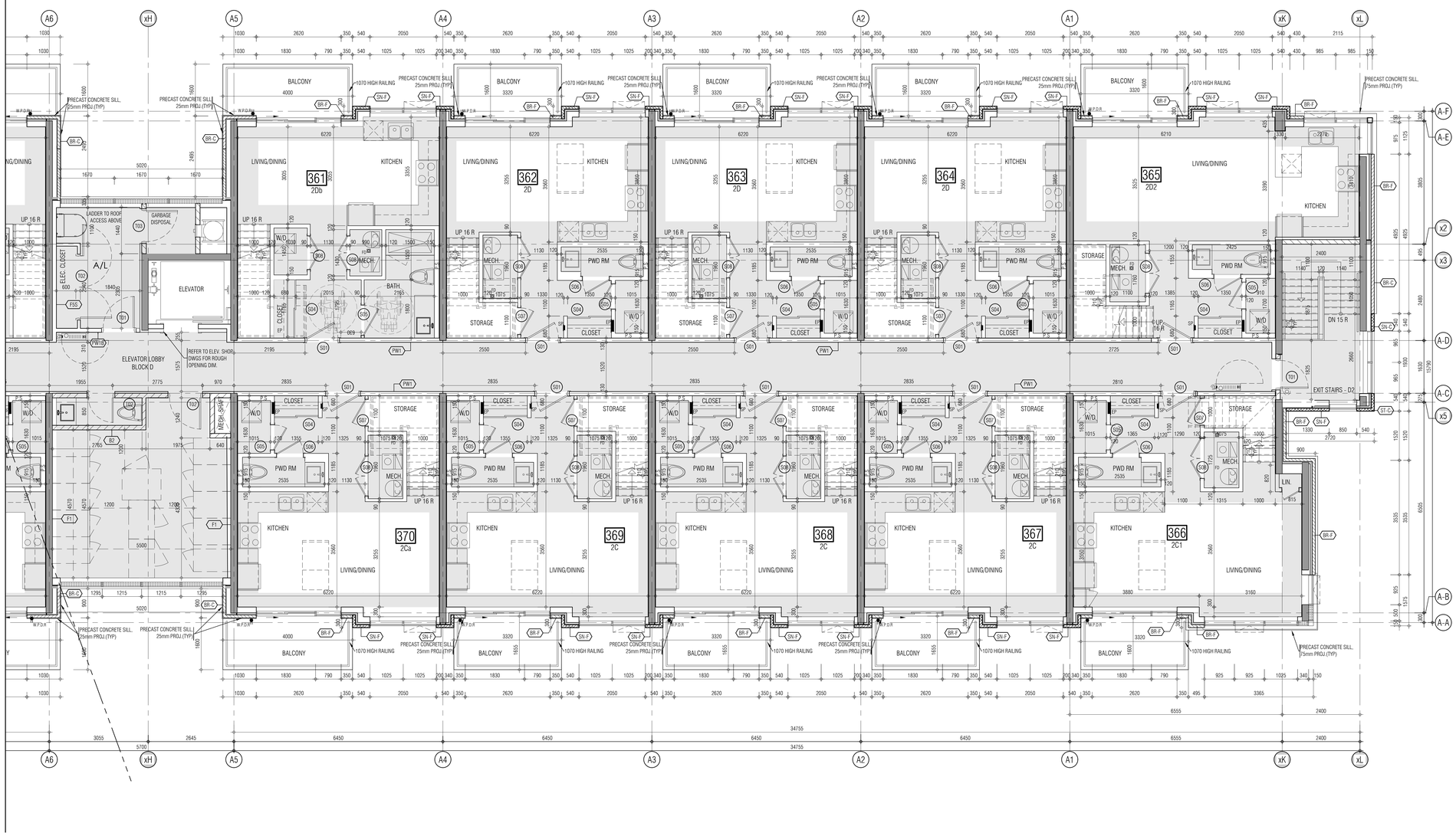

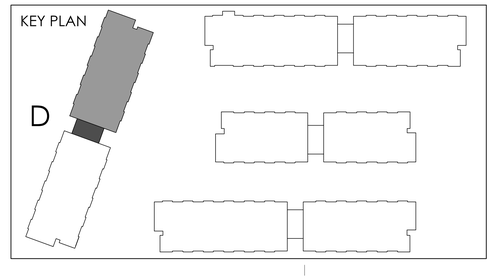

THIS DRAWING, AS AN INSTRUMENT OF SERVICE, IS PROVIDED BY AND IS THE PROPERTY OF GRAZIANI+CORAZZA ARCHITECTS INC. THE CONTRACTOR MUST VERIFY AND ACCEPT RESPONSIBILITY FOR ALL DIMENSIONS AND CONDITIONS ON SITE AND MUST NOTIFY GRAZIANI+CORAZZA ARCHITECTS INC. OF ANY VARIATIONS FROM THE SUPPLIED INFORMATION. GRAZIANI+CORAZZA ARCHITECTS INC. IS NOT RESPONSIBLE FOR THE ACCURACY OF SURVEY, STRUCTURAL, MECHANICAL, ELECTRICAL, AND OTHER ENGINEERING INFORMATION SHOWN ON THIS DRAWING. REFER TO THE APPROPRIATE ENGINEERING DRAWINGS BEFORE PROCEEDING WITH THE WORK. CONSTRUCTION MUST CONFORM TO ALL APPLICABLE CODES AND REQUIREMENTS OF THE AUTHORITIES HAVING JURISDICTION. UNLESS OTHERWISE NOTED, NO INVESTIGATION HAS BEEN UNDERTAKEN OR REPORTED ON BY THIS OFFICE IN REGARDS TO THE ENVIRONMENTAL CONDITION OF THIS SITE.

THIS DRAWING IS NOT TO BE SCALED. ALL ARCHITECTURAL SYMBOLS INDICATED ON THIS DRAWING ARE GRAPHIC REPRESENTATIONS ONLY.

CONDITIONS FOR ELECTRONIC INFORMATION TRANSFER:

ELECTRONIC INFORMATION IS SUPPLIED TO THE OTHER ASSOCIATED FIRMS TO ASSIST THEM IN THE EXECUTION OF THEIR WORK / REVIEW. THE RECIPIENT FIRMS MUST DETERMINE THE COMPLETENESS / APPROPRIATENESS / RELEVANCE OF THE INFORMATION IN RESPECT TO THEIR PARTICULAR RESPONSIBILITY.

GRAZIANI+CORAZZA ARCHITECTS INC. SHALL NOT BE RESPONSIBLE FOR:
1. ERRORS, OMISSIONS, INCOMPLETENESS DUE TO LOSS OF INFORMATION IN WHOLE OR PART WHEN INFORMATION IS TRANSFERRED.
2. TRANSMISSION OF ANY VIRUS OR DAMAGE TO THE RECEIVING ELECTRONIC SYSTEM WHEN INFORMATION IS TRANSFERRED.

01. Oct.07.2019 issued for tender
02. Mar.13.2020 issued for design coordination #2
03. Mar.16.2020 issued for addendum #2
04. Mar.16.2020 issued for addendum #3

01. SEP 18, 2019 Issued for Adendum 1

issued for revisions

GRAZIANI + CORAZZA ARCHITECTS
1320 SHAWSON DRIVE, SUITE 100 MISSISSAUGA, ONTARIO L4W 1C3
T 905.795.2601 F 905.795.2844 WWW.GC-ARCHITECTS.COM

RESIDENTIAL

ATTMAR + PALLESCHI DRIVE

BRAMPTON	ONTARIO
PROJECT ARCHITECT:	B.GRAZIANI
ASSISTANT DESIGNER:	R.LINCOLN
DRAWN BY:	F.C/M.B
CHECKED BY:	D.BIASE/G.COLANGELO
PLOT DATE:	AUG.06.2020
JOB #	1331.15

THIRD FLOOR PLAN
BUILDING D (PARTIAL PLAN)

1:50

A-303d2

TITLEBLOCK SIZE: 915 x 1200

THIS DRAWING, AS AN INSTRUMENT OF SERVICE, IS PROVIDED BY AND IS THE PROPERTY OF GRAZIANI+CORAZZA ARCHITECTS INC. THE CONTRACTOR MUST VERIFY AND ACCEPT RESPONSIBILITY FOR ALL DIMENSIONS AND CONDITIONS ON SITE AND MUST NOTIFY GRAZIANI+CORAZZA ARCHITECTS INC. OF ANY VARIATIONS FROM THE SUPPLIED INFORMATION. GRAZIANI+CORAZZA ARCHITECTS INC. IS NOT RESPONSIBLE FOR THE ACCURACY OF SURVEY, STRUCTURAL, MECHANICAL, ELECTRICAL, AND OTHER ENGINEERING INFORMATION SHOWN ON THIS DRAWING. REFER TO THE APPROPRIATE ENGINEERING DRAWINGS BEFORE PROCEEDING WITH THE WORK. CONSTRUCTION MUST CONFORM TO ALL APPLICABLE CODES AND REQUIREMENTS OF THE AUTHORITIES HAVING JURISDICTION. UNLESS OTHERWISE NOTED, NO INVESTIGATION HAS BEEN UNDERTAKEN OR REPORTED ON BY THIS OFFICE IN REGARDS TO THE ENVIRONMENTAL CONDITION OF THIS SITE.

THIS DRAWING IS NOT TO BE SCALED. ALL ARCHITECTURAL SYMBOLS INDICATED ON THIS DRAWING ARE GRAPHIC REPRESENTATIONS ONLY.

CONDITIONS FOR ELECTRONIC INFORMATION TRANSFER:

ELECTRONIC INFORMATION IS SUPPLIED TO THE OTHER ASSOCIATED FIRMS TO ASSIST THEM IN THE EXECUTION OF THEIR WORK / REVIEW. THE RECIPIENT FIRMS MUST DETERMINE THE COMPLETENESS / APPROPRIATENESS / RELEVANCE OF THE INFORMATION IN RESPECT TO THEIR PARTICULAR RESPONSIBILITY.

GRAZIANI+CORAZZA ARCHITECTS INC. SHALL NOT BE RESPONSIBLE FOR:
1. ERRORS, OMISSIONS, INCOMPLETENESS DUE TO LOSS OF INFORMATION IN WHOLE OR PART WHEN INFORMATION IS TRANSFERRED.
2. TRANSMISSION OF ANY VIRUS OR DAMAGE TO THE RECEIVING ELECTRONIC SYSTEM WHEN INFORMATION IS TRANSFERRED.

REF. A304a2 FOR CONTINUATION

01. Oct.07.2019 issued for tender
02. Mar.13.2020 issued for design coordination #2
03. Mar.16.2020 issued for addendum #2
04. Mar.16.2020 issued for addendum #3

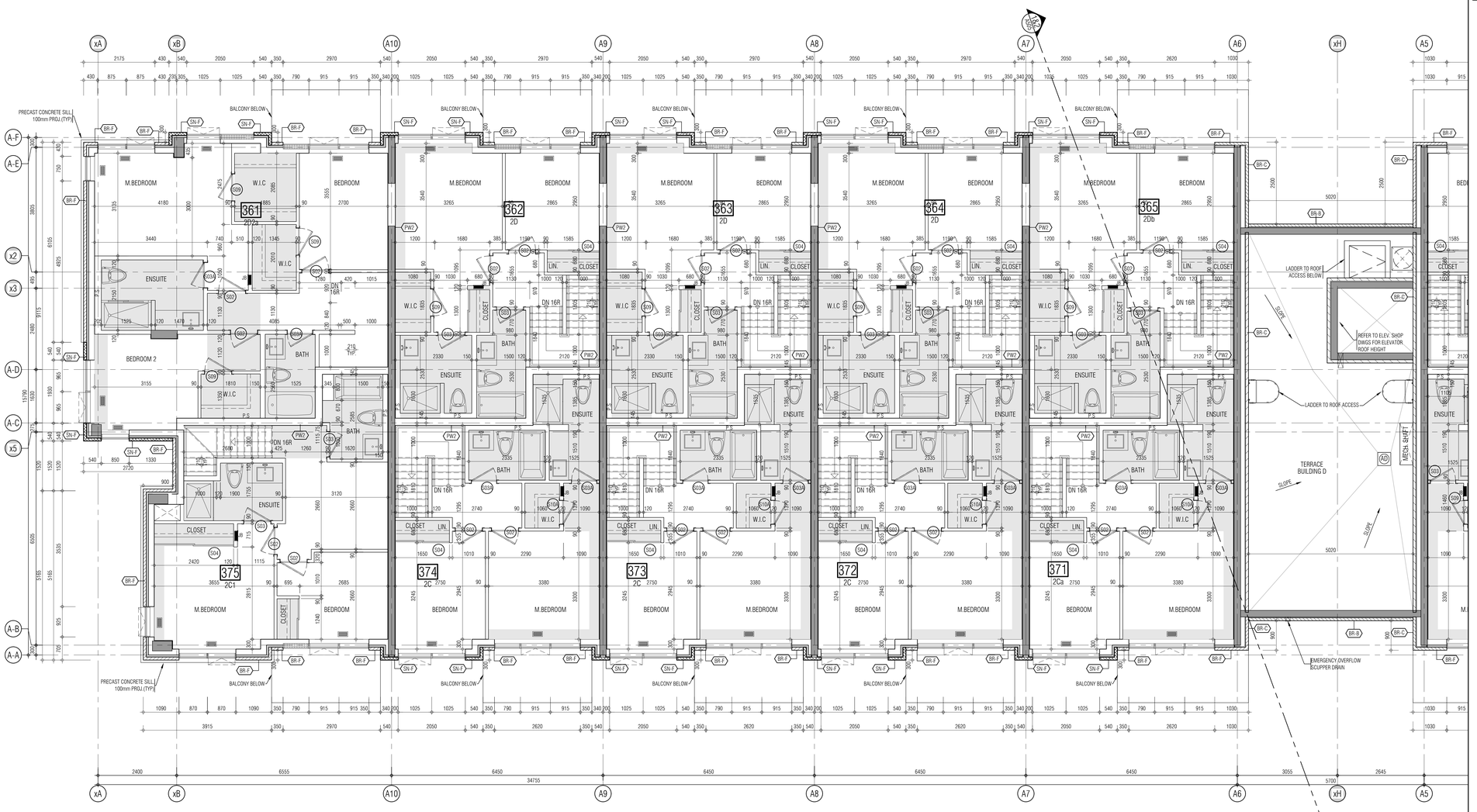

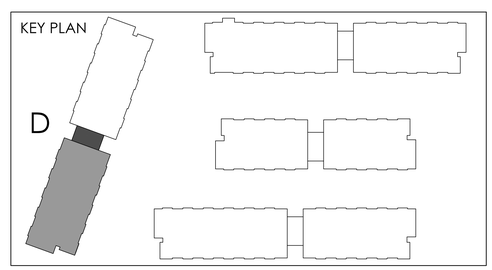

issued for revisions

GRAZIANI + CORAZZA ARCHITECTS
1200 SHAWSON DRIVE SUITE 100 MISSISSAUGA, ONTARIO L4W 1C3
T 905.795.2601 F 905.795.2644 WWW.GC-ARCHITECTS.COM

RESIDENTIAL

ROYAL PINE

ATTMAR + PALLESCHI DRIVE

BRAMPTON	ONTARIO
PROJECT ARCHITECT:	B.GRAZIANI
ASSISTANT DESIGNER:	R.LINCOLN
DRAWN BY:	F.C/M.B
CHECKED BY:	D.BIASE/G.COLANGELO
PLOT DATE:	AUG.06.2020
JOB #	1331.15

FORTH FLOOR PLAN
BUILDING D (PARTIAL PLAN)

1:50

A-304d1

TITLEBLOCK SIZE: 915 x 1200

REF.A304a1 FOR CONTINUATION

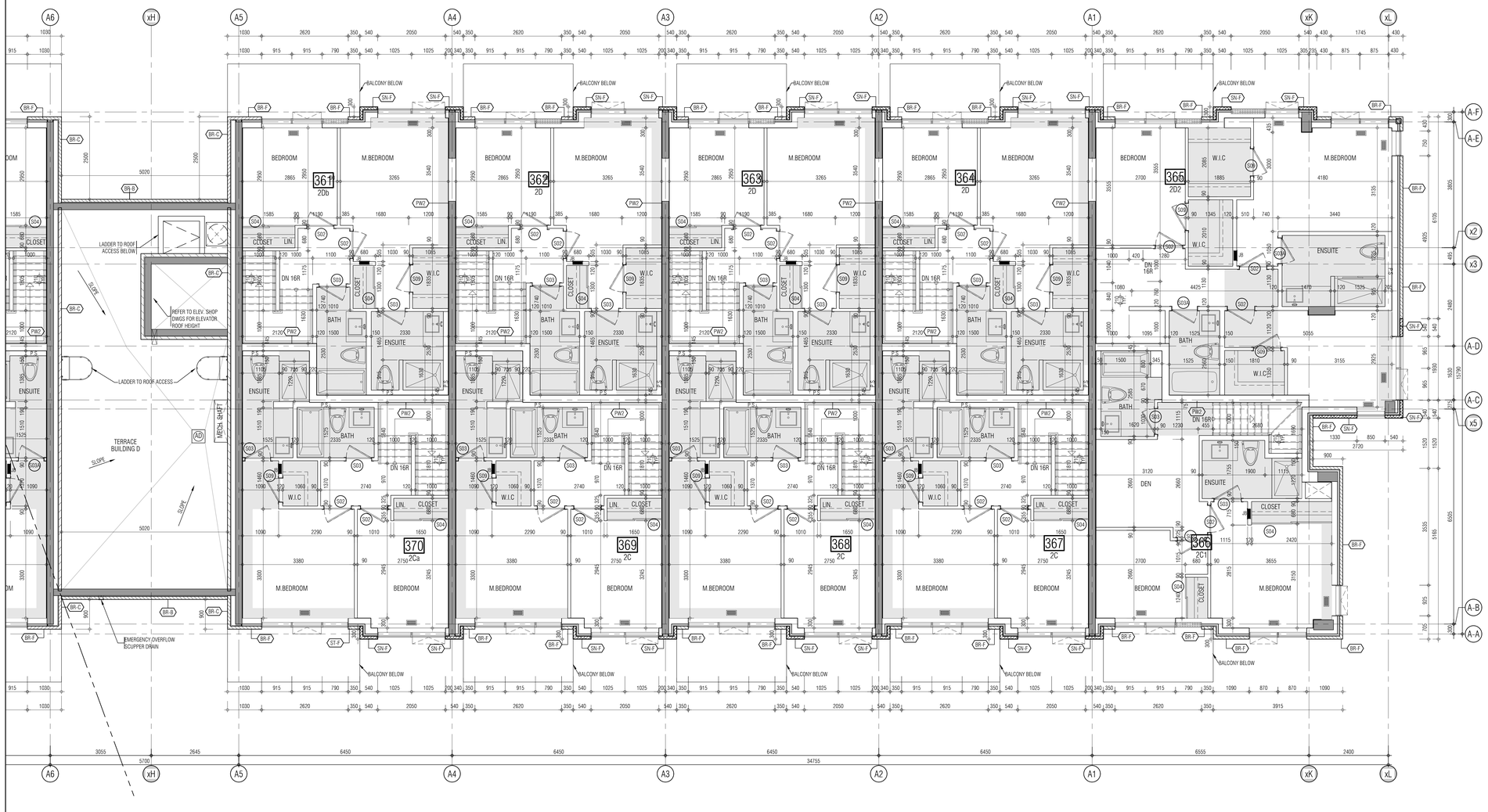

THIS DRAWING, AS AN INSTRUMENT OF SERVICE, IS PROVIDED BY AND IS THE PROPERTY OF GRAZIANI+CORAZZA ARCHITECTS INC. THE CONTRACTOR MUST VERIFY AND ACCEPT RESPONSIBILITY FOR ALL DIMENSIONS AND CONDITIONS ON SITE AND MUST NOTIFY GRAZIANI+CORAZZA ARCHITECTS INC. OF ANY VARIATIONS FROM THE SUPPLIED INFORMATION. GRAZIANI+CORAZZA ARCHITECTS INC. IS NOT RESPONSIBLE FOR THE ACCURACY OF SURVEY, STRUCTURAL, MECHANICAL, ELECTRICAL, AND OTHER ENGINEERING INFORMATION SHOWN ON THIS DRAWING. REFER TO THE APPROPRIATE ENGINEERING DRAWINGS BEFORE PROCEEDING WITH THE WORK. CONSTRUCTION MUST CONFORM TO ALL APPLICABLE CODES AND REQUIREMENTS OF THE AUTHORITIES HAVING JURISDICTION. UNLESS OTHERWISE NOTED, NO INVESTIGATION HAS BEEN UNDERTAKEN OR REPORTED ON BY THIS OFFICE IN REGARDS TO THE ENVIRONMENTAL CONDITION OF THIS SITE.

THIS DRAWING IS NOT TO BE SCALED. ALL ARCHITECTURAL SYMBOLS INDICATED ON THIS DRAWING ARE GRAPHIC REPRESENTATIONS ONLY.

CONDITIONS FOR ELECTRONIC INFORMATION TRANSFER:

ELECTRONIC INFORMATION IS SUPPLIED TO THE OTHER ASSOCIATED FIRMS TO ASSIST THEM IN THE EXECUTION OF THEIR WORK / REVIEW. THE RECIPIENT FIRMS MUST DETERMINE THE COMPLETENESS / APPROPRIATENESS / RELEVANCE OF THE INFORMATION IN RESPECT TO THEIR PARTICULAR RESPONSIBILITY.

GRAZIANI+CORAZZA ARCHITECTS INC. SHALL NOT BE RESPONSIBLE FOR:
1. ERRORS, OMISSIONS, INCOMPLETENESS DUE TO LOSS OF INFORMATION IN WHOLE OR PART WHEN INFORMATION IS TRANSFERRED.
2. TRANSMISSION OF ANY VIRUS OR DAMAGE TO THE RECEIVING ELECTRONIC SYSTEM WHEN INFORMATION IS TRANSFERRED.

01. Oct.07.2019 issued for tender
02. Mar.13.2020 issued for design coordination #2
03. Mar.16.2020 issued for addendum #2
04. Mar.16.2020 issued for addendum #3

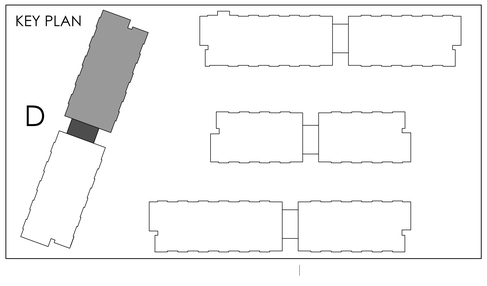

issued for revisions

GRAZIANI + CORAZZA ARCHITECTS
1320 SHERIDAN DRIVE, SUITE 100 MISSISSAUGA, ONTARIO L4W 1C3
T.905.795.2601 F.905.795.2644 WWW.GC-ARCHITECTS.COM

RESIDENTIAL

ROYAL PINE

ATTMAR + PALLESCHI DRIVE

BRAMPTON	ONTARIO
PROJECT ARCHITECT:	B.GRAZIANI
ASSISTANT DESIGNER:	R.LINCOLN
DRAWN BY:	F.C/M.B
CHECKED BY:	D.BIASE/G.COLANGELO
PLOT DATE:	AUG.06.2020
JOB #	1331.15

FORTH FLOOR PLAN
BUILDING D (PARTIAL PLAN)

1:50

A-304d2

TITLEBLOCK SIZE: 915 x 1200

THIS DRAWING, AS AN INSTRUMENT OF SERVICE, IS PROVIDED BY AND IS THE PROPERTY OF GRAZIANI+CORAZZA ARCHITECTS INC. THE CONTRACTOR MUST VERIFY AND ACCEPT RESPONSIBILITY FOR ALL DIMENSIONS AND CONDITIONS ON SITE AND MUST NOTIFY GRAZIANI+CORAZZA ARCHITECTS INC. OF ANY VARIATIONS FROM THE SUPPLIED INFORMATION. GRAZIANI+CORAZZA ARCHITECTS INC. IS NOT RESPONSIBLE FOR THE ACCURACY OF SURVEY. STRUCTURAL, MECHANICAL, ELECTRICAL, AND OTHER ENGINEERING INFORMATION SHOWN ON THIS DRAWING. REFER TO THE APPROPRIATE ENGINEERING DRAWINGS BEFORE PROCEEDING WITH THE WORK. CONSTRUCTION MUST CONFORM TO ALL APPLICABLE CODES AND REQUIREMENTS OF THE AUTHORITIES HAVING JURISDICTION. UNLESS OTHERWISE NOTED, NO INVESTIGATION HAS BEEN UNDERTAKEN OR REPORTED ON BY THIS OFFICE IN REGARDS TO THE ENVIRONMENTAL CONDITION OF THIS SITE.

THIS DRAWING IS NOT TO BE SCALED. ALL ARCHITECTURAL SYMBOLS INDICATED ON THIS DRAWING ARE GRAPHIC REPRESENTATIONS ONLY.

CONDITIONS FOR ELECTRONIC INFORMATION TRANSFER:

ELECTRONIC INFORMATION IS SUPPLIED TO THE OTHER ASSOCIATED FIRMS TO ASSIST THEM IN THE EXECUTION OF THEIR WORK / REVIEW. THE RECIPIENT FIRMS MUST DETERMINE THE COMPLETENESS / APPROPRIATENESS / RELEVANCE OF THE INFORMATION IN RESPECT TO THEIR PARTICULAR RESPONSIBILITY.

GRAZIANI+CORAZZA ARCHITECTS INC. SHALL NOT BE RESPONSIBLE FOR:
1. ERRORS, OMISSIONS, INCOMPLETENESS DUE TO LOSS OF INFORMATION IN WHOLE OR PART WHEN INFORMATION IS TRANSFERRED.
2. TRANSMISSION OF ANY VIRUS OR DAMAGE TO THE RECEIVING ELECTRONIC SYSTEM WHEN INFORMATION IS TRANSFERRED.

REF. A305a2 FOR CONTINUATION

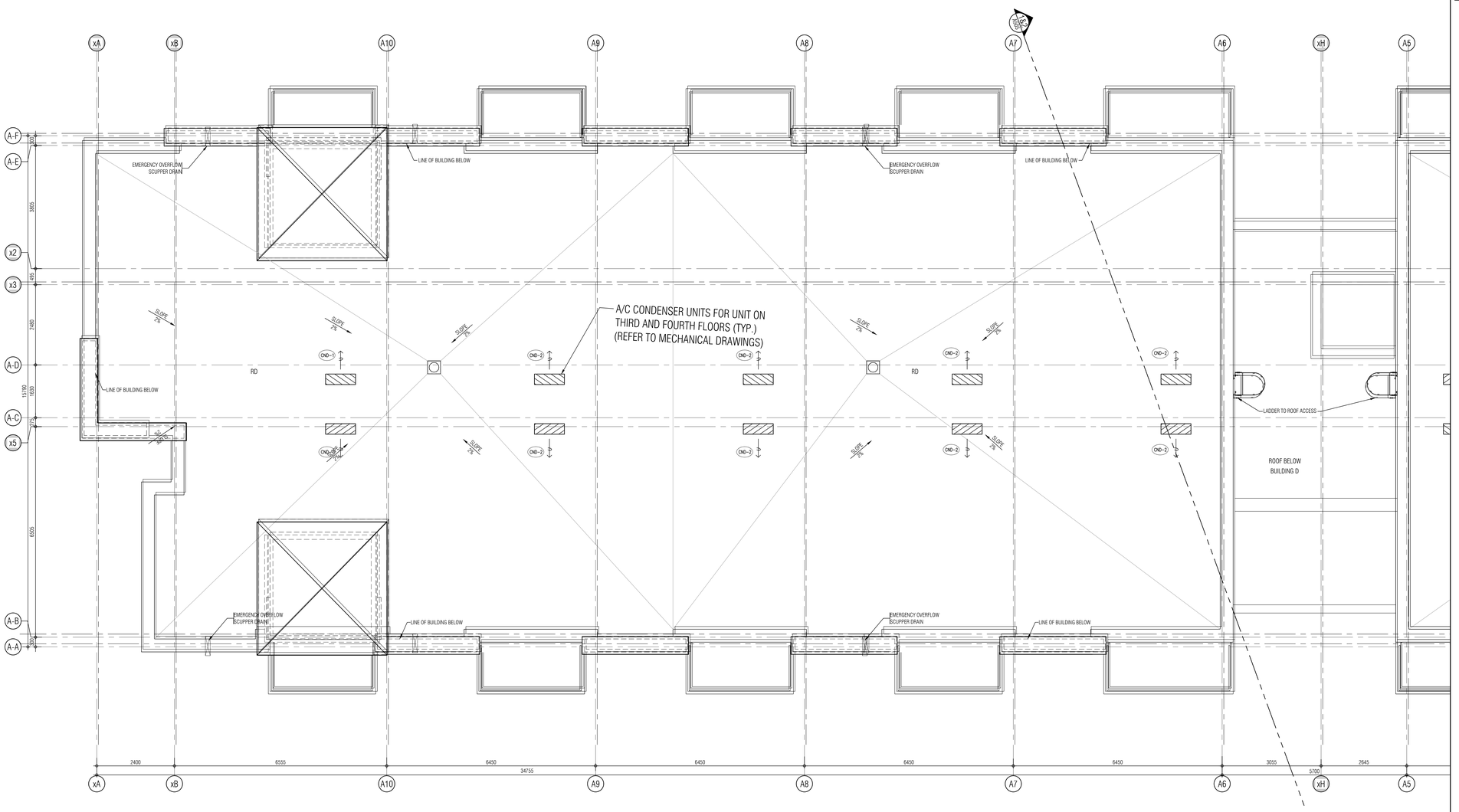

KEY PLAN

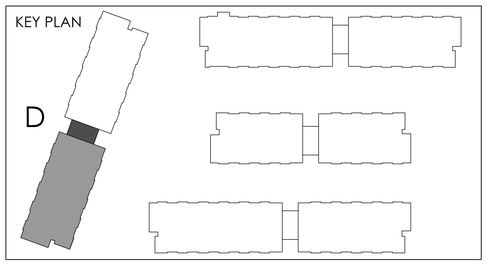

issued for revisions

01. Oct.07.2019 issued for tender
02. Mar.13.2020 issued for design coordination #2
03. Mar.16.2020 issued for addendum #2
04. Mar.16.2020 issued for addendum #3

GRAZIANI CORAZZA ARCHITECTS
1300 SHARBON DRIVE, SUITE 100 MISSISSAUGA, ONTARIO L4W 1C9
T.905.790.2601 F.905.790.2644 WWW.GC-ARCHITECTS.COM

RESIDENTIAL

ATTMAR + PALLESCHI DRIVE

BRAMPTON	ONTARIO
PROJECT ARCHITECT:	B.GRAZIANI
ASSISTANT DESIGNER:	R.LINCOLN
DRAWN BY:	F.C/M.B
CHECKED BY:	D.BIASE/G.COLANGELO
PLOT DATE:	AUG.06.2020
JOB #	1331.15

ROOF PLAN
BUILDING D (PARTIAL PLAN)

1:50

A-305d1

TITLEBLOCK SIZE: 915 x 1200

REF.A305a1 FOR CONTINUATION

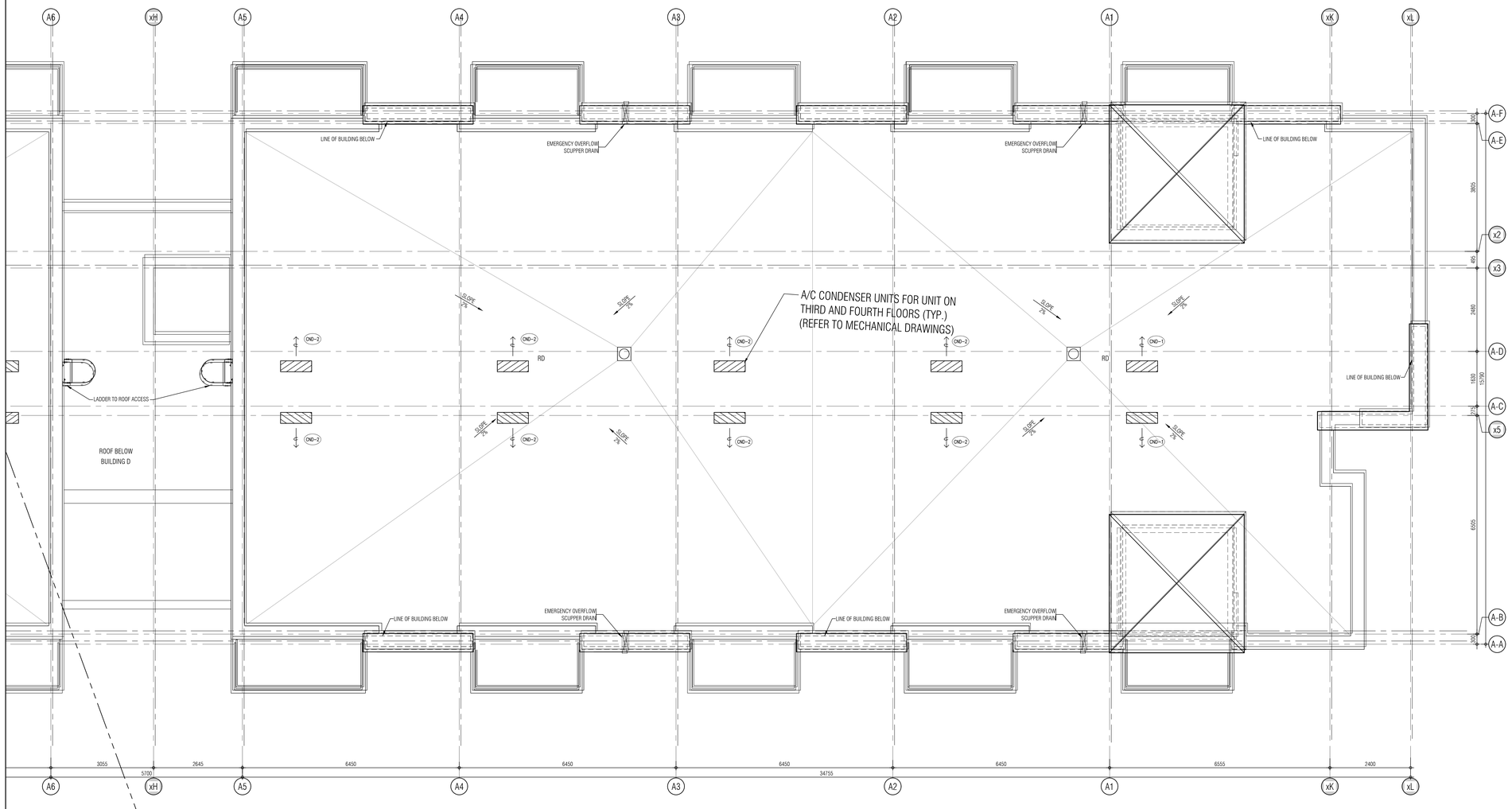

THIS DRAWING, AS AN INSTRUMENT OF SERVICE, IS PROVIDED BY AND IS THE PROPERTY OF GRAZIANI+CORAZZA ARCHITECTS INC. THE CONTRACTOR MUST VERIFY AND ACCEPT RESPONSIBILITY FOR ALL DIMENSIONS AND CONDITIONS ON SITE AND MUST NOTIFY GRAZIANI+CORAZZA ARCHITECTS INC. OF ANY VARIATIONS FROM THE SUPPLIED INFORMATION. GRAZIANI+CORAZZA ARCHITECTS INC. IS NOT RESPONSIBLE FOR THE ACCURACY OF SURVEY, STRUCTURAL, MECHANICAL, ELECTRICAL, AND OTHER ENGINEERING INFORMATION SHOWN ON THIS DRAWING. REFER TO THE APPROPRIATE ENGINEERING DRAWINGS BEFORE PROCEEDING WITH THE WORK. CONSTRUCTION MUST CONFORM TO ALL APPLICABLE CODES AND REQUIREMENTS OF THE AUTHORITIES HAVING JURISDICTION. UNLESS OTHERWISE NOTED, NO INVESTIGATION HAS BEEN UNDERTAKEN OR REPORTED ON BY THIS OFFICE IN REGARDS TO THE ENVIRONMENTAL CONDITION OF THIS SITE.

THIS DRAWING IS NOT TO BE SCALED. ALL ARCHITECTURAL SYMBOLS INDICATED ON THIS DRAWING ARE GRAPHIC REPRESENTATIONS ONLY.

CONDITIONS FOR ELECTRONIC INFORMATION TRANSFER:

ELECTRONIC INFORMATION IS SUPPLIED TO THE OTHER ASSOCIATED FIRMS TO ASSIST THEM IN THE EXECUTION OF THEIR WORK / REVIEW. THE RECIPIENT FIRMS MUST DETERMINE THE COMPLETENESS / APPROPRIATENESS / RELEVANCE OF THE INFORMATION IN RESPECT TO THEIR PARTICULAR RESPONSIBILITY.

GRAZIANI+CORAZZA ARCHITECTS INC. SHALL NOT BE RESPONSIBLE FOR:
1. ERRORS, OMISSIONS, INCOMPLETENESS DUE TO LOSS OF INFORMATION IN WHOLE OR PART WHEN INFORMATION IS TRANSFERRED.
2. TRANSMISSION OF ANY VIRUS OR DAMAGE TO THE RECEIVING ELECTRONIC SYSTEM WHEN INFORMATION IS TRANSFERRED.

01. Oct.07.2019 issued for tender
02. Mar.13.2020 issued for design coordination #2
03. Mar.16.2020 issued for addendum #2
04. Mar.16.2020 issued for addendum #3

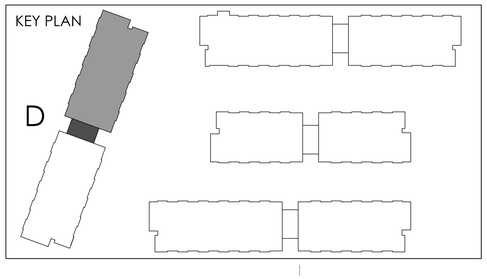

issued for revisions

GRAZIANI + CORAZZA ARCHITECTS
1320 SHARON DRIVE SUITE 100 MISSISSAUGA, ONTARIO L4W 1C3
T.905.795.2601 F.905.795.2644 WWW.GC-ARCHITECTS.COM

RESIDENTIAL

ROYAL PINE

ATTMAR + PALLESCHI DRIVE

BRAMPTON ONTARIO

PROJECT ARCHITECT:	B.GRAZIANI
ASSISTANT DESIGNER:	R.LINCOLN
DRAWN BY:	F.C./M.B
CHECKED BY:	D.BIASE/G.COLANGELO
PLOT DATE:	AUG.06.2020
JOB #	1331.15

ROOF PLAN
BUILDING D (PARTIAL PLAN)

1:50

A-305d2

TITLEBLOCK SIZE: 915 x 1200

THIS DRAWING, AS AN INSTRUMENT OF SERVICE, IS PROVIDED BY AND IS THE PROPERTY OF GRAZIANI+CORAZZA ARCHITECTS INC. THE CONTRACTOR MUST VERIFY AND ACCEPT RESPONSIBILITY FOR ALL DIMENSIONS AND CONDITIONS ON SITE AND MUST NOTIFY GRAZIANI+CORAZZA ARCHITECTS INC. OF ANY VARIATIONS FROM THE SUPPLIED INFORMATION. GRAZIANI+CORAZZA ARCHITECTS INC. IS NOT RESPONSIBLE FOR THE ACCURACY OF SURVEY, STRUCTURAL, MECHANICAL, ELECTRICAL, AND OTHER ENGINEERING INFORMATION SHOWN ON THIS DRAWING. REFER TO THE APPROPRIATE ENGINEERING DRAWINGS BEFORE PROCEEDING WITH THE WORK. CONSTRUCTION MUST CONFORM TO ALL APPLICABLE CODES AND REQUIREMENTS OF THE AUTHORITIES HAVING JURISDICTION. UNLESS OTHERWISE NOTED, NO INVESTIGATION HAS BEEN UNDERTAKEN OR REPORTED ON BY THIS OFFICE IN REGARDS TO THE ENVIRONMENTAL CONDITION OF THIS SITE.

THIS DRAWING IS NOT TO BE SCALED. ALL ARCHITECTURAL SYMBOLS INDICATED ON THIS DRAWING ARE GRAPHIC REPRESENTATIONS ONLY.

CONDITIONS FOR ELECTRONIC INFORMATION TRANSFER:

ELECTRONIC INFORMATION IS SUPPLIED TO THE OTHER ASSOCIATED FIRMS TO ASSIST THEM IN THE EXECUTION OF THEIR WORK / REVIEW. THE RECIPIENT FIRMS MUST DETERMINE THE COMPLETENESS / APPROPRIATENESS / RELEVANCE OF THE INFORMATION IN RESPECT TO THEIR PARTICULAR RESPONSIBILITY.

GRAZIANI+CORAZZA ARCHITECTS INC. SHALL NOT BE RESPONSIBLE FOR:
1. ERRORS, OMISSIONS, INCOMPLETENESS DUE TO LOSS OF INFORMATION IN WHOLE OR PART WHEN INFORMATION IS TRANSFERRED.
2. TRANSMISSION OF ANY VIRUS OR DAMAGE TO THE RECEIVING ELECTRONIC SYSTEM WHEN INFORMATION IS TRANSFERRED.

REF. A301b2 FOR CONTINUATION

01. Oct.07.2019 issued for tender
02. Mar.13.2020 issued for design coordination #2
03. Mar.16.2020 issued for addendum #2
04. Mar.16.2020 issued for addendum #3

01. SEP 18, 2019 Issued for Adendum 1

issued for revisions

GRAZIANI CORAZZA ARCHITECTS
1300 SHARKSON DRIVE, SUITE 100 MISSISSAUGA, ONTARIO L4W 0C9
T 905.795.2601 F 905.795.2644 WWW.GC-ARCHITECTS.COM

RESIDENTIAL

ATTMAR + PALLESCHI DRIVE

BRAMPTON	ONTARIO
PROJECT ARCHITECT:	B.GRAZIANI
ASSISTANT DESIGNER:	R.LINCOLN
DRAWN BY:	F.C/M.B
CHECKED BY:	D.BIASE/G.COLANGELO
PLOT DATE:	AUG.06.2020
JOB #	1331.15

GROUND FLOOR PLAN
BUILDING C (PARTIAL PLAN)

1:50

A-301c1

TITLEBLOCK SIZE: 915 x 1200

KEY PLAN

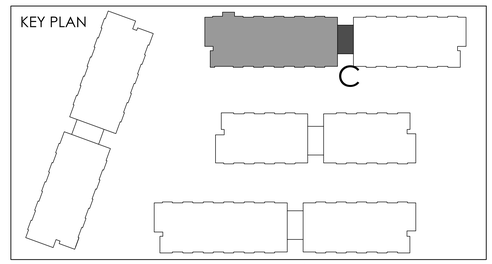

REF.A301b1 FOR CONTINUATION

THIS DRAWING, AS AN INSTRUMENT OF SERVICE, IS PROVIDED BY AND IS THE PROPERTY OF GRAZIANI+CORAZZA ARCHITECTS INC. THE CONTRACTOR MUST VERIFY AND ACCEPT RESPONSIBILITY FOR ALL DIMENSIONS AND CONDITIONS ON SITE AND MUST NOTIFY GRAZIANI+CORAZZA ARCHITECTS INC. OF ANY VARIATIONS FROM THE SUPPLIED INFORMATION. GRAZIANI+CORAZZA ARCHITECTS INC. IS NOT RESPONSIBLE FOR THE ACCURACY OF SURVEY, STRUCTURAL, MECHANICAL, ELECTRICAL, AND OTHER ENGINEERING INFORMATION SHOWN ON THIS DRAWING. REFER TO THE APPROPRIATE ENGINEERING DRAWINGS BEFORE PROCEEDING WITH THE WORK. CONSTRUCTION MUST CONFORM TO ALL APPLICABLE CODES AND REQUIREMENTS OF THE AUTHORITIES HAVING JURISDICTION. UNLESS OTHERWISE NOTED, NO INVESTIGATION HAS BEEN UNDERTAKEN OR REPORTED ON BY THIS OFFICE IN REGARDS TO THE ENVIRONMENTAL CONDITION OF THIS SITE.

THIS DRAWING IS NOT TO BE SCALED. ALL ARCHITECTURAL SYMBOLS INDICATED ON THIS DRAWING ARE GRAPHIC REPRESENTATIONS ONLY.

CONDITIONS FOR ELECTRONIC INFORMATION TRANSFER:

ELECTRONIC INFORMATION IS SUPPLIED TO THE OTHER ASSOCIATED FIRMS TO ASSIST THEM IN THE EXECUTION OF THEIR WORK / REVIEW. THE RECIPIENT FIRMS MUST DETERMINE THE COMPLETENESS / APPROPRIATENESS / RELEVANCE OF THE INFORMATION IN RESPECT TO THEIR PARTICULAR RESPONSIBILITY.

GRAZIANI+CORAZZA ARCHITECTS INC. SHALL NOT BE RESPONSIBLE FOR:
1. ERRORS, OMISSIONS, INCOMPLETENESS DUE TO LOSS OF INFORMATION IN WHOLE OR PART WHEN INFORMATION IS TRANSFERRED.
2. TRANSMISSION OF ANY VIRUS OR DAMAGE TO THE RECEIVING ELECTRONIC SYSTEM WHEN INFORMATION IS TRANSFERRED.

01. Oct.07.2019 issued for tender

02. Mar.13.2020 issued for design coordination #2

03. Mar.16.2020 issued for addendum #2

04. Mar.16.2020 issued for addendum #3

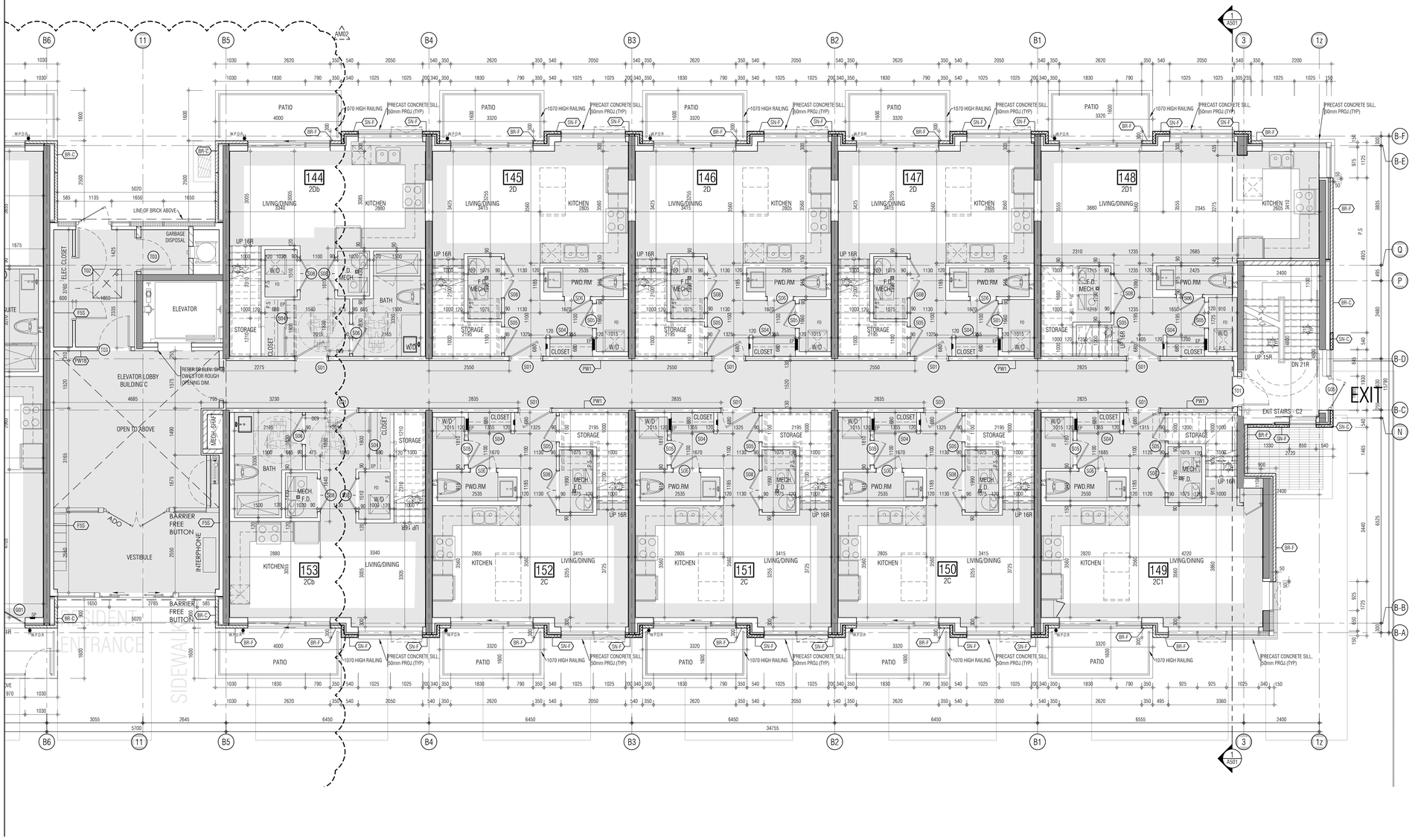

KEY PLAN

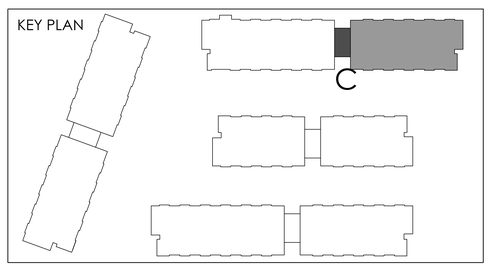

01. SEP 18, 2019 Issued for Adendum 1

issued for revisions

GRAZIANI + CORAZZA ARCHITECTS
1320 SHERIDON DRIVE, SUITE 100 MISSISSAUGA, ONTARIO L4W 1C3
T.905.795.2601 F.905.795.2644 WWW.GC-ARCHITECTS.COM

RESIDENTIAL

ROYAL PINE

ATTMAR + PALLESCHI DRIVE

BRAMPTON	ONTARIO
PROJECT ARCHITECT:	B.GRAZIANI
ASSISTANT DESIGNER:	R.LINCOLN
DRAWN BY:	F.C/M.B
CHECKED BY:	D.BIASE/G.COLANGELO
PLOT DATE:	AUG.06.2020
JOB #	1331.15

GROUND FLOOR PLAN BUILDING C (PARTIAL PLAN)

1:50

A-301c2

TITLEBLOCK SIZE: 915 x 1200

THIS DRAWING, AS AN INSTRUMENT OF SERVICE, IS PROVIDED BY AND IS THE PROPERTY OF GRAZIANI+CORAZZA ARCHITECTS INC. THE CONTRACTOR MUST VERIFY AND ACCEPT RESPONSIBILITY FOR ALL DIMENSIONS AND CONDITIONS ON SITE AND MUST NOTIFY GRAZIANI+CORAZZA ARCHITECTS INC. OF ANY VARIATIONS FROM THE SUPPLIED INFORMATION. GRAZIANI+CORAZZA ARCHITECTS INC. IS NOT RESPONSIBLE FOR THE ACCURACY OF SURVEY, STRUCTURAL, MECHANICAL, ELECTRICAL, AND OTHER ENGINEERING INFORMATION SHOWN ON THIS DRAWING. REFER TO THE APPROPRIATE ENGINEERING DRAWINGS BEFORE PROCEEDING WITH THE WORK. CONSTRUCTION MUST CONFORM TO ALL APPLICABLE CODES AND REQUIREMENTS OF THE AUTHORITIES HAVING JURISDICTION. UNLESS OTHERWISE NOTED, NO INVESTIGATION HAS BEEN UNDERTAKEN OR REPORTED ON BY THIS OFFICE IN REGARDS TO THE ENVIRONMENTAL CONDITION OF THIS SITE.

THIS DRAWING IS NOT TO BE SCALED. ALL ARCHITECTURAL SYMBOLS INDICATED ON THIS DRAWING ARE GRAPHIC REPRESENTATIONS ONLY.

CONDITIONS FOR ELECTRONIC INFORMATION TRANSFER:

ELECTRONIC INFORMATION IS SUPPLIED TO THE OTHER ASSOCIATED FIRMS TO ASSIST THEM IN THE EXECUTION OF THEIR WORK / REVIEW. THE RECIPIENT FIRMS MUST DETERMINE THE COMPLETENESS / APPROPRIATENESS / RELEVANCE OF THE INFORMATION IN RESPECT TO THEIR PARTICULAR RESPONSIBILITY.

GRAZIANI+CORAZZA ARCHITECTS INC. SHALL NOT BE RESPONSIBLE FOR:
1. ERRORS, OMISSIONS, INCOMPLETENESS DUE TO LOSS OF INFORMATION IN WHOLE OR PART WHEN INFORMATION IS TRANSFERRED.
2. TRANSMISSION OF ANY VIRUS OR DAMAGE TO THE RECEIVING ELECTRONIC SYSTEM WHEN INFORMATION IS TRANSFERRED.

REF. A302b2 FOR CONTINUATION

01. Oct.07.2019 issued for tender
02. Mar.13.2020 issued for design coordination #2
03. Mar.16.2020 issued for addendum #2
04. Mar.16.2020 issued for addendum #3

01. SEP 18, 2019 Issued for Adendum 1

issued for revisions

GRAZIANI + CORAZZA ARCHITECTS
1320 SHERATON DRIVE, SUITE 100, MISSISSAUGA, ONTARIO, L4W 1C3
T 905.795.3601 F 905.795.3644 WWW.GC-ARCHITECTS.COM

RESIDENTIAL

ATTMAR + PALLESCHI DRIVE

BRAMPTON	ONTARIO
PROJECT ARCHITECT:	B.GRAZIANI
ASSISTANT DESIGNER:	R.LINCOLN
DRAWN BY:	F.C/M.B
CHECKED BY:	D.BIASE/G.COLANGELO
PLOT DATE:	AUG.06.2020
JOB #	1331.15

SECOND FLOOR PLAN
BUILDING C (PARTIAL PLAN)

1:50

A-302c1

TITLEBLOCK SIZE: 915 x 1200

KEY PLAN

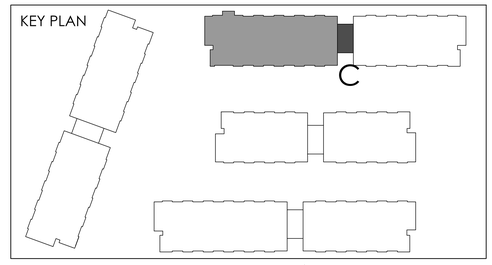

REF.A302b1 FOR CONTINUATION

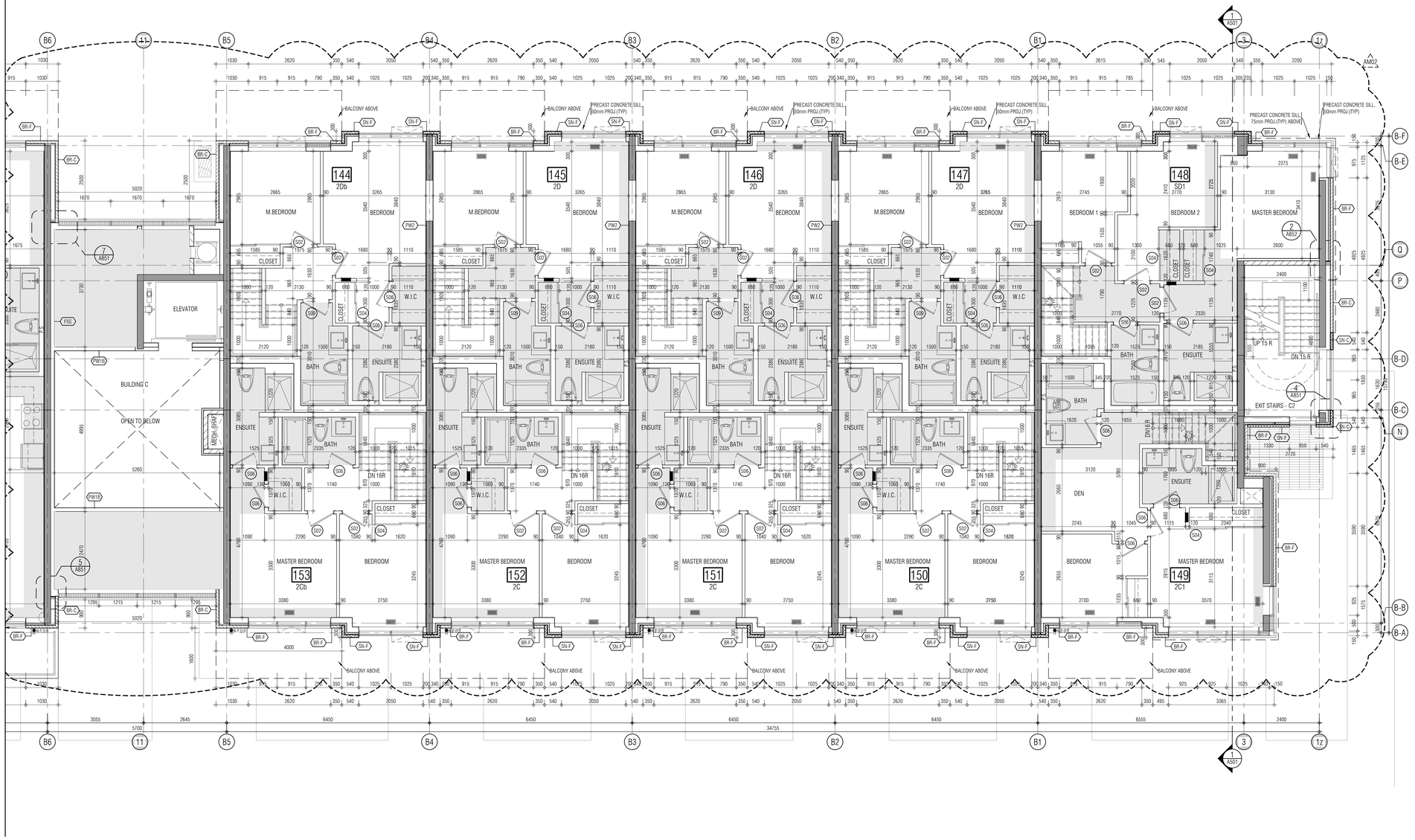

THIS DRAWING, AS AN INSTRUMENT OF SERVICE, IS PROVIDED BY AND IS THE PROPERTY OF GRAZIANI+CORAZZA ARCHITECTS INC. THE CONTRACTOR MUST VERIFY AND ACCEPT RESPONSIBILITY FOR ALL DIMENSIONS AND CONDITIONS ON SITE AND MUST NOTIFY GRAZIANI+CORAZZA ARCHITECTS INC. OF ANY VARIATIONS FROM THE SUPPLIED INFORMATION. GRAZIANI+CORAZZA ARCHITECTS INC. IS NOT RESPONSIBLE FOR THE ACCURACY OF SURVEY, STRUCTURAL, MECHANICAL, ELECTRICAL, AND OTHER ENGINEERING INFORMATION SHOWN ON THIS DRAWING. REFER TO THE APPROPRIATE ENGINEERING DRAWINGS BEFORE PROCEEDING WITH THE WORK. CONSTRUCTION MUST CONFORM TO ALL APPLICABLE CODES AND REQUIREMENTS OF THE AUTHORITIES HAVING JURISDICTION. UNLESS OTHERWISE NOTED, NO INVESTIGATION HAS BEEN UNDERTAKEN OR REPORTED ON BY THIS OFFICE IN REGARDS TO THE ENVIRONMENTAL CONDITION OF THIS SITE.

THIS DRAWING IS NOT TO BE SCALED. ALL ARCHITECTURAL SYMBOLS INDICATED ON THIS DRAWING ARE GRAPHIC REPRESENTATIONS ONLY.

CONDITIONS FOR ELECTRONIC INFORMATION TRANSFER:

ELECTRONIC INFORMATION IS SUPPLIED TO THE OTHER ASSOCIATED FIRMS TO ASSIST THEM IN THE EXECUTION OF THEIR WORK / REVIEW. THE RECIPIENT FIRMS MUST DETERMINE THE COMPLETENESS / APPROPRIATENESS / RELEVANCE OF THE INFORMATION IN RESPECT TO THEIR PARTICULAR RESPONSIBILITY.

GRAZIANI+CORAZZA ARCHITECTS INC. SHALL NOT BE RESPONSIBLE FOR:
1. ERRORS, OMISSIONS, INCOMPLETENESS DUE TO LOSS OF INFORMATION IN WHOLE OR PART WHEN INFORMATION IS TRANSFERRED.
2. TRANSMISSION OF ANY VIRUS OR DAMAGE TO THE RECEIVING ELECTRONIC SYSTEM WHEN INFORMATION IS TRANSFERRED.

01. Oct.07.2019 issued for tender

02. Mar.13.2020 issued for design coordination #2

03. Mar.16.2020 issued for addendum #2

04. Mar.16.2020 issued for addendum #3

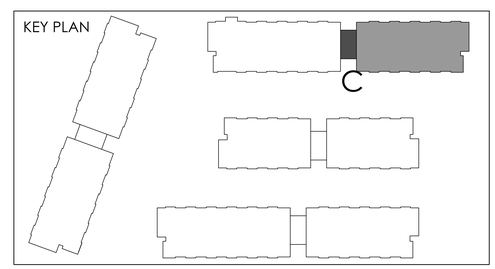

01. SEP 18, 2019 Issued for Adendum 1

issued for revisions

GRAZIANI + CORAZZA ARCHITECTS
1320 SHERIDEN DRIVE SUITE 100 MISSISSAUGA, ONTARIO L4W 1C3
T.905.795.2601 F.905.795.2644 WWW.GC-ARCHITECTS.COM

RESIDENTIAL

ROYAL PINE

ATTMAR + PALLESCHI DRIVE

BRAMPTON	ONTARIO
PROJECT ARCHITECT:	B.GRAZIANI
ASSISTANT DESIGNER:	R.LINCOLN
DRAWN BY:	F.C/M.B
CHECKED BY:	D.BIASE/G.COLANGELO
PLOT DATE:	AUG.06.2020
JOB #	1331.15

SECOND FLOOR PLAN
BUILDING C (PARTIAL PLAN)

1:50

A-302c2

TITLEBLOCK SIZE: 915 x 1200

THIS DRAWING, AS AN INSTRUMENT OF SERVICE, IS PROVIDED BY AND IS THE PROPERTY OF GRAZIANI+CORAZZA ARCHITECTS INC. THE CONTRACTOR MUST VERIFY AND ACCEPT RESPONSIBILITY FOR ALL DIMENSIONS AND CONDITIONS ON SITE AND MUST NOTIFY GRAZIANI+CORAZZA ARCHITECTS INC. OF ANY VARIATIONS FROM THE SUPPLIED INFORMATION. GRAZIANI+CORAZZA ARCHITECTS INC. IS NOT RESPONSIBLE FOR THE ACCURACY OF SURVEY, STRUCTURAL, MECHANICAL, ELECTRICAL, AND OTHER ENGINEERING INFORMATION SHOWN ON THIS DRAWING. REFER TO THE APPROPRIATE ENGINEERING DRAWINGS BEFORE PROCEEDING WITH THE WORK. CONSTRUCTION MUST CONFORM TO ALL APPLICABLE CODES AND REQUIREMENTS OF THE AUTHORITIES HAVING JURISDICTION. UNLESS OTHERWISE NOTED, NO INVESTIGATION HAS BEEN UNDERTAKEN OR REPORTED ON BY THIS OFFICE IN REGARDS TO THE ENVIRONMENTAL CONDITION OF THIS SITE.

THIS DRAWING IS NOT TO BE SCALED. ALL ARCHITECTURAL SYMBOLS INDICATED ON THIS DRAWING ARE GRAPHIC REPRESENTATIONS ONLY.

CONDITIONS FOR ELECTRONIC INFORMATION TRANSFER:

ELECTRONIC INFORMATION IS SUPPLIED TO THE OTHER ASSOCIATED FIRMS TO ASSIST THEM IN THE EXECUTION OF THEIR WORK / REVIEW. THE RECIPIENT FIRMS MUST DETERMINE THE COMPLETENESS / APPROPRIATENESS / RELEVANCE OF THE INFORMATION IN RESPECT TO THEIR PARTICULAR RESPONSIBILITY.

GRAZIANI+CORAZZA ARCHITECTS INC. SHALL NOT BE RESPONSIBLE FOR:
1. ERRORS, OMISSIONS, INCOMPLETENESS DUE TO LOSS OF INFORMATION IN WHOLE OR PART WHEN INFORMATION IS TRANSFERRED.
2. TRANSMISSION OF ANY VIRUS OR DAMAGE TO THE RECEIVING ELECTRONIC SYSTEM WHEN INFORMATION IS TRANSFERRED.

REF. A303b2 FOR CONTINUATION

01. Oct.07.2019 issued for tender
02. Mar.13.2020 issued for design coordination #2
03. Mar.16.2020 issued for addendum #2
04. Mar.16.2020 issued for addendum #3

01. SEP 18, 2019 Issued for Adendum 1

issued for revisions

GRAZIANI CORAZZA ARCHITECTS
1320 DAWSON DRIVE, SUITE 100 MISSISSAUGA, ONTARIO L4W 1C3
T.905.795.2601 F.905.795.2644 WWW.GC-ARCHITECTS.COM

RESIDENTIAL

ATTMAR + PALLESCHI DRIVE

BRAMPTON ONTARIO

PROJECT ARCHITECT:	B.GRAZIANI
ASSISTANT DESIGNER:	R.LINCOLN
DRAWN BY:	F.C/M.B
CHECKED BY:	D.BIASE/G.COLANGELO
PLOT DATE:	AUG.06.2020
JOB #	1331.15

THIRD FLOOR PLAN
BUILDING C (PARTIAL PLAN)

1:50

A-303c1

TITLEBLOCK SIZE: 915 x 1200

KEY PLAN

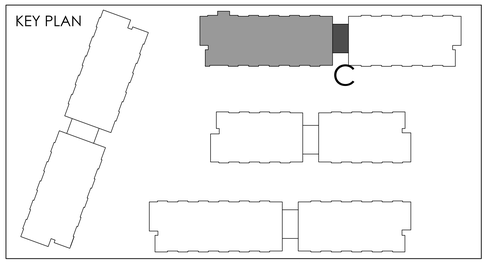

REF.A303b1 FOR CONTINUATION

THIS DRAWING, AS AN INSTRUMENT OF SERVICE, IS PROVIDED BY AND IS THE PROPERTY OF GRAZIANI+CORAZZA ARCHITECTS INC. THE CONTRACTOR MUST VERIFY AND ACCEPT RESPONSIBILITY FOR ALL DIMENSIONS AND CONDITIONS ON SITE AND MUST NOTIFY GRAZIANI+CORAZZA ARCHITECTS INC. OF ANY VARIATIONS FROM THE SUPPLIED INFORMATION. GRAZIANI+CORAZZA ARCHITECTS INC. IS NOT RESPONSIBLE FOR THE ACCURACY OF SURVEY, STRUCTURAL, MECHANICAL, ELECTRICAL, AND OTHER ENGINEERING INFORMATION SHOWN ON THIS DRAWING. REFER TO THE APPROPRIATE ENGINEERING DRAWINGS BEFORE PROCEEDING WITH THE WORK. CONSTRUCTION MUST CONFORM TO ALL APPLICABLE CODES AND REQUIREMENTS OF THE AUTHORITIES HAVING JURISDICTION. UNLESS OTHERWISE NOTED, NO INVESTIGATION HAS BEEN UNDERTAKEN OR REPORTED ON BY THIS OFFICE IN REGARDS TO THE ENVIRONMENTAL CONDITION OF THIS SITE.

THIS DRAWING IS NOT TO BE SCALED. ALL ARCHITECTURAL SYMBOLS INDICATED ON THIS DRAWING ARE GRAPHIC REPRESENTATIONS ONLY.

CONDITIONS FOR ELECTRONIC INFORMATION TRANSFER:

ELECTRONIC INFORMATION IS SUPPLIED TO THE OTHER ASSOCIATED FIRMS TO ASSIST THEM IN THE EXECUTION OF THEIR WORK / REVIEW. THE RECIPIENT FIRMS MUST DETERMINE THE COMPLETENESS / APPROPRIATENESS / RELEVANCE OF THE INFORMATION IN RESPECT TO THEIR PARTICULAR RESPONSIBILITY.

GRAZIANI+CORAZZA ARCHITECTS INC. SHALL NOT BE RESPONSIBLE FOR:
1. ERRORS, OMISSIONS, INCOMPLETENESS DUE TO LOSS OF INFORMATION IN WHOLE OR PART WHEN INFORMATION IS TRANSFERRED.
2. TRANSMISSION OF ANY VIRUS OR DAMAGE TO THE RECEIVING ELECTRONIC SYSTEM WHEN INFORMATION IS TRANSFERRED.

01. Oct.07.2019 issued for tender
02. Mar.13.2020 issued for design coordination #2
03. Mar.16.2020 issued for addendum #2
04. Mar.16.2020 issued for addendum #3

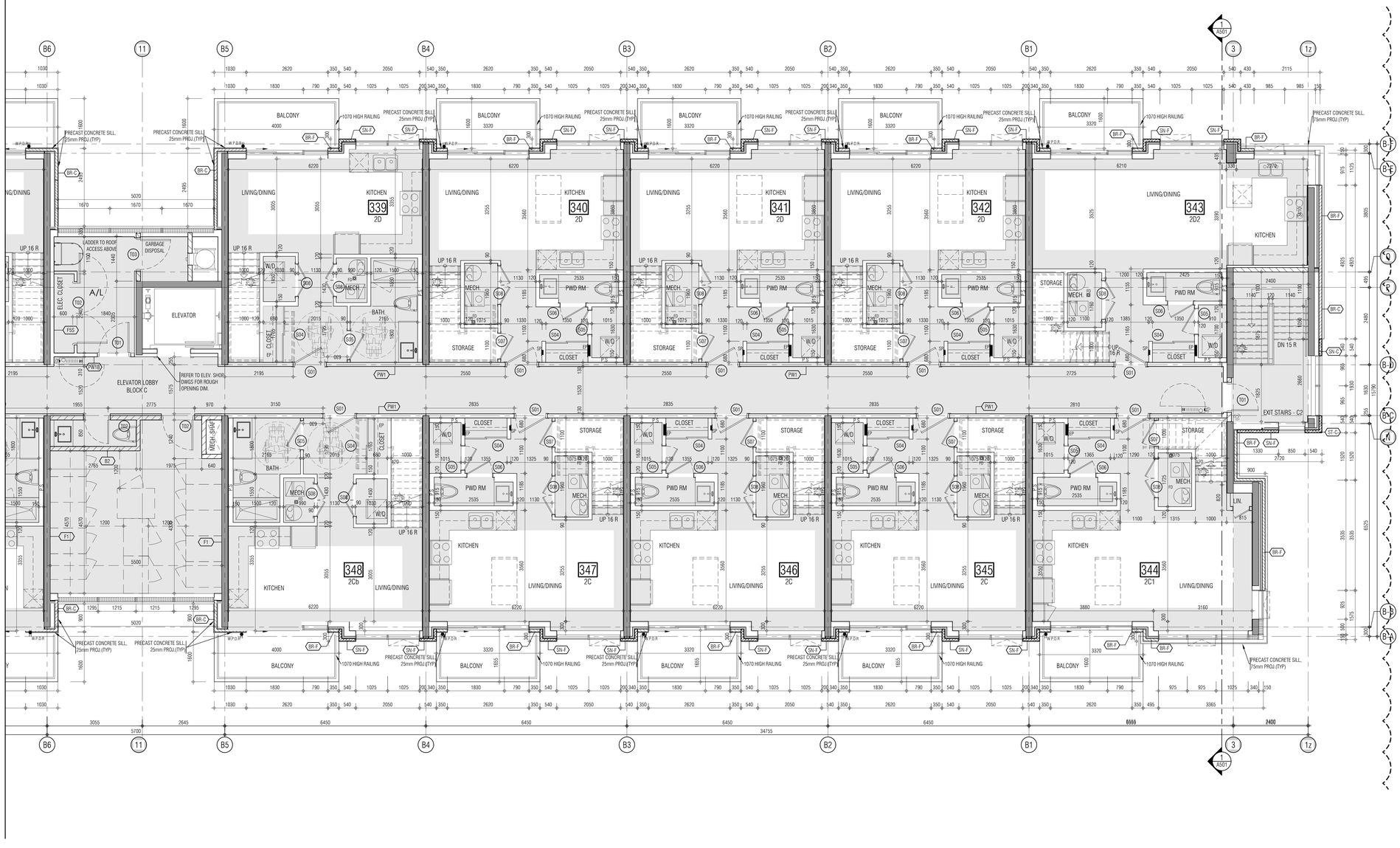

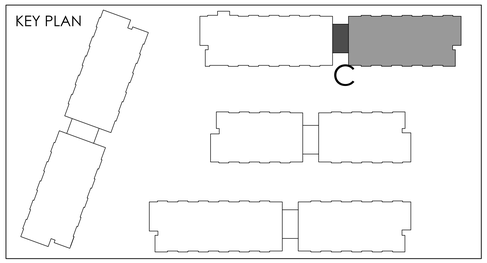

01. SEP 18, 2019 Issued for Adendum 1

issued for revisions

GRAZIANI CORAZZA ARCHITECTS
1320 DAWSON DRIVE, SUITE 100 MISSISSAUGA, ONTARIO L4W 1C3
T.905.795.2601 F.905.795.2644 WWW.GC-ARCHITECTS.COM

RESIDENTIAL

ROYAL PINE

ATTMAR + PALLESCHI DRIVE

BRAMPTON	ONTARIO
PROJECT ARCHITECT:	B.GRAZIANI
ASSISTANT DESIGNER:	R.LINCOLN
DRAWN BY:	F.C/M.B
CHECKED BY:	D.BIASE/G.COLANGELO
PLOT DATE:	AUG.06.2020
JOB #	1331.15

THIRD FLOOR PLAN
BUILDING C (PARTIAL PLAN)

1:50

A-303c2

TITLEBLOCK SIZE: 915 x 1200

THIS DRAWING, AS AN INSTRUMENT OF SERVICE, IS PROVIDED BY AND IS THE PROPERTY OF GRAZIANI+CORAZZA ARCHITECTS INC. THE CONTRACTOR MUST VERIFY AND ACCEPT RESPONSIBILITY FOR ALL DIMENSIONS AND CONDITIONS ON SITE AND MUST NOTIFY GRAZIANI+CORAZZA ARCHITECTS INC. OF ANY VARIATIONS FROM THE SUPPLIED INFORMATION. GRAZIANI+CORAZZA ARCHITECTS INC. IS NOT RESPONSIBLE FOR THE ACCURACY OF SURVEY, STRUCTURAL, MECHANICAL, ELECTRICAL, AND OTHER ENGINEERING INFORMATION SHOWN ON THIS DRAWING. REFER TO THE APPROPRIATE ENGINEERING DRAWINGS BEFORE PROCEEDING WITH THE WORK. CONSTRUCTION MUST CONFORM TO ALL APPLICABLE CODES AND REQUIREMENTS OF THE AUTHORITIES HAVING JURISDICTION. UNLESS OTHERWISE NOTED, NO INVESTIGATION HAS BEEN UNDERTAKEN OR REPORTED ON BY THIS OFFICE IN REGARDS TO THE ENVIRONMENTAL CONDITION OF THIS SITE.

THIS DRAWING IS NOT TO BE SCALED. ALL ARCHITECTURAL SYMBOLS INDICATED ON THIS DRAWING ARE GRAPHIC REPRESENTATIONS ONLY.

CONDITIONS FOR ELECTRONIC INFORMATION TRANSFER:

ELECTRONIC INFORMATION IS SUPPLIED TO THE OTHER ASSOCIATED FIRMS TO ASSIST THEM IN THE EXECUTION OF THEIR WORK / REVIEW. THE RECIPIENT FIRMS MUST DETERMINE THE COMPLETENESS / APPROPRIATENESS / RELEVANCE OF THE INFORMATION IN RESPECT TO THEIR PARTICULAR RESPONSIBILITY.

GRAZIANI+CORAZZA ARCHITECTS INC. SHALL NOT BE RESPONSIBLE FOR:
1. ERRORS, OMISSIONS, INCOMPLETENESS DUE TO LOSS OF INFORMATION IN WHOLE OR PART WHEN INFORMATION IS TRANSFERRED.
2. TRANSMISSION OF ANY VIRUS OR DAMAGE TO THE RECEIVING ELECTRONIC SYSTEM WHEN INFORMATION IS TRANSFERRED.

REF. A304b2 FOR CONTINUATION

01. Oct.07.2019 issued for tender
02. Mar.13.2020 issued for design coordination #2
03. Mar.16.2020 issued for addendum #2
04. Mar.16.2020 issued for addendum #3

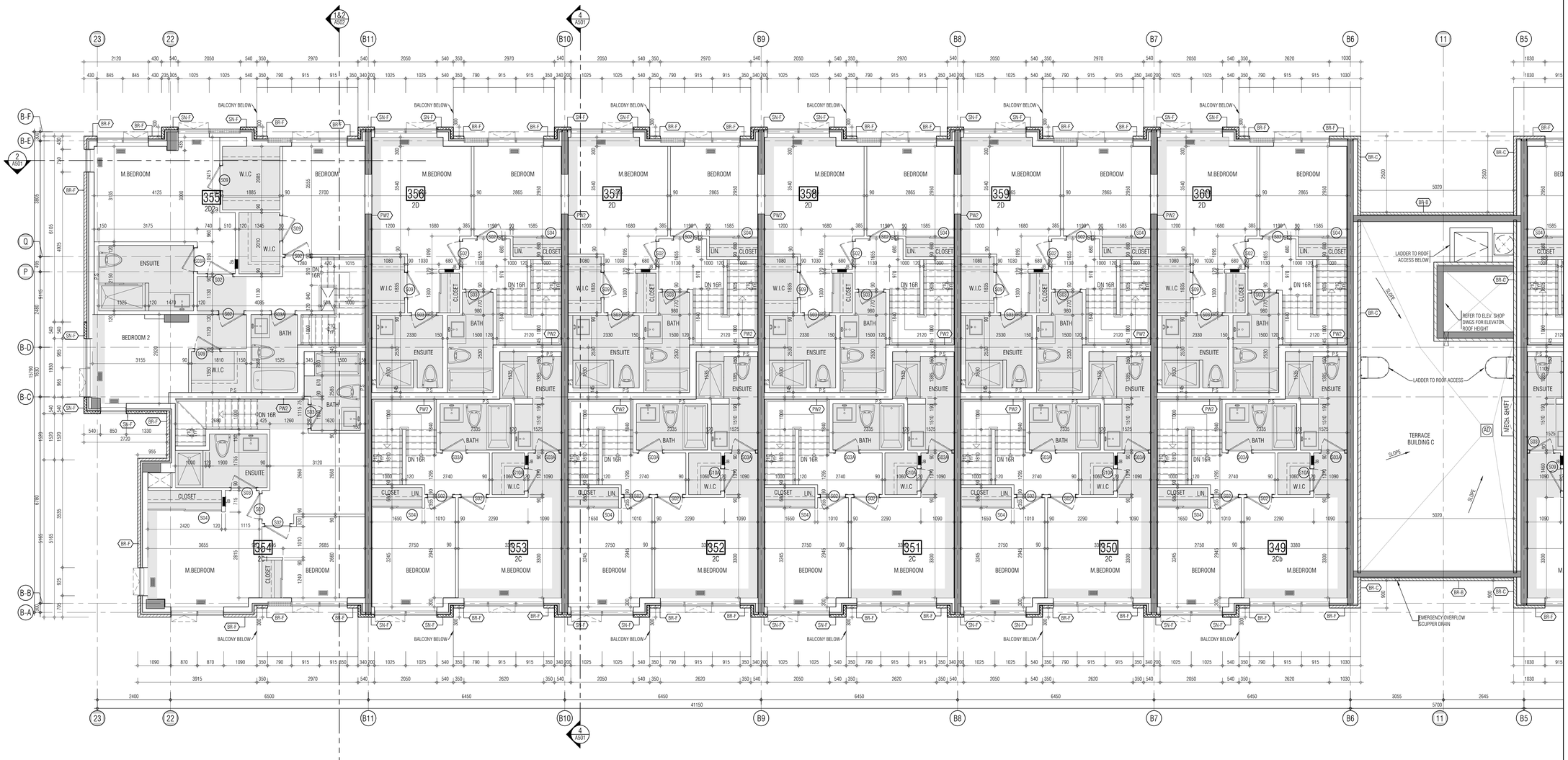

KEY PLAN

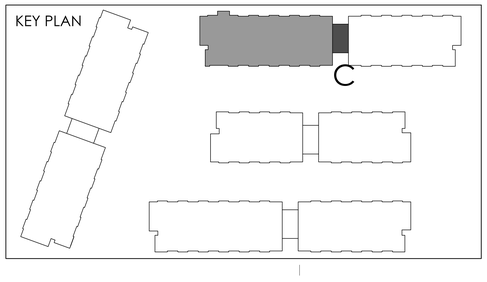

issued for revisions

GRAZIANI + CORAZZA ARCHITECTS
1320 SHERIDON DRIVE SUITE 100 MISSISSAUGA, ONTARIO L4W 1C3
T.905.795.7601 F.905.795.2644 WWW.GC-ARCHITECTS.COM

RESIDENTIAL

ATTMAR + PALLESCHI DRIVE

BRAMPTON	ONTARIO
PROJECT ARCHITECT:	B.GRAZIANI
ASSISTANT DESIGNER:	R.LINCOLN
DRAWN BY:	F.C./M.B
CHECKED BY:	D.BIASE/G.COLANGELO
PLOT DATE:	AUG.06.2020
JOB #	1331.15

FORTH FLOOR PLAN
BUILDING C (PARTIAL PLAN)

1:50 A-304c1

TITLEBLOCK SIZE: 915 x 1200

REF.A304b1 FOR CONTINUATION

THIS DRAWING, AS AN INSTRUMENT OF SERVICE, IS PROVIDED BY AND IS THE PROPERTY OF GRAZIANI+CORAZZA ARCHITECTS INC. THE CONTRACTOR MUST VERIFY AND ACCEPT RESPONSIBILITY FOR ALL DIMENSIONS AND CONDITIONS ON SITE AND MUST NOTIFY GRAZIANI+CORAZZA ARCHITECTS INC. OF ANY VARIATIONS FROM THE SUPPLIED INFORMATION. GRAZIANI+CORAZZA ARCHITECTS INC. IS NOT RESPONSIBLE FOR THE ACCURACY OF SURVEY, STRUCTURAL, MECHANICAL, ELECTRICAL, AND OTHER ENGINEERING INFORMATION SHOWN ON THIS DRAWING. REFER TO THE APPROPRIATE ENGINEERING DRAWINGS BEFORE PROCEEDING WITH THE WORK. CONSTRUCTION MUST CONFORM TO ALL APPLICABLE CODES AND REQUIREMENTS OF THE AUTHORITIES HAVING JURISDICTION. UNLESS OTHERWISE NOTED, NO INVESTIGATION HAS BEEN UNDERTAKEN OR REPORTED ON BY THIS OFFICE IN REGARDS TO THE ENVIRONMENTAL CONDITION OF THIS SITE.

THIS DRAWING IS NOT TO BE SCALED. ALL ARCHITECTURAL SYMBOLS INDICATED ON THIS DRAWING ARE GRAPHIC REPRESENTATIONS ONLY.

CONDITIONS FOR ELECTRONIC INFORMATION TRANSFER:

ELECTRONIC INFORMATION IS SUPPLIED TO THE OTHER ASSOCIATED FIRMS TO ASSIST THEM IN THE EXECUTION OF THEIR WORK / REVIEW. THE RECIPIENT FIRMS MUST DETERMINE THE COMPLETENESS / APPROPRIATENESS / RELEVANCE OF THE INFORMATION IN RESPECT TO THEIR PARTICULAR RESPONSIBILITY.

GRAZIANI+CORAZZA ARCHITECTS INC. SHALL NOT BE RESPONSIBLE FOR:
1. ERRORS, OMISSIONS, INCOMPLETENESS DUE TO LOSS OF INFORMATION IN WHOLE OR PART WHEN INFORMATION IS TRANSFERRED.
2. TRANSMISSION OF ANY VIRUS OR DAMAGE TO THE RECEIVING ELECTRONIC SYSTEM WHEN INFORMATION IS TRANSFERRED.

01. Oct.07.2019 issued for tender
02. Mar.13.2020 issued for design coordination #2
03. Mar.16.2020 issued for addendum #2
04. Mar.16.2020 issued for addendum #3

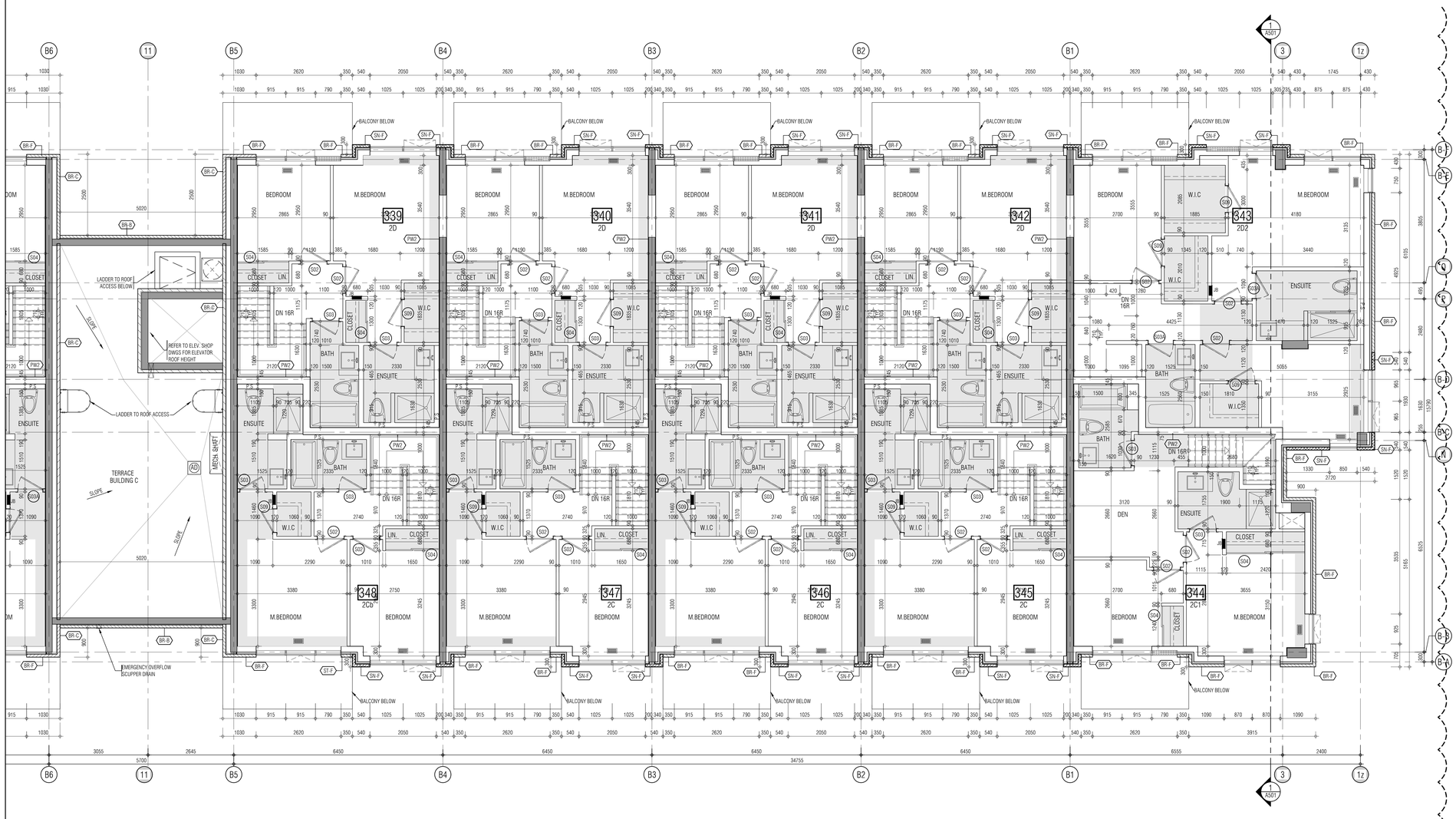

KEY PLAN

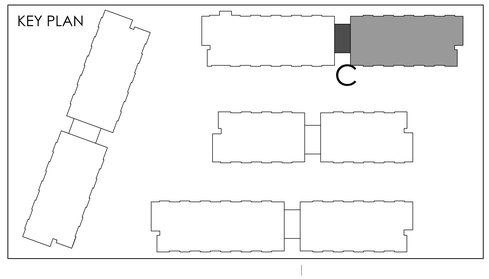

issued for revisions

GRAZIANI + CORAZZA ARCHITECTS
1320 SHERIDAN DRIVE, SUITE 100 MISSISSAUGA, ONTARIO L4W 1C3
T.905.795.2601 F.905.795.2644 WWW.GC-ARCHITECTS.COM

RESIDENTIAL

ATTMAR + PALLESCHI DRIVE

BRAMPTON ONTARIO

PROJECT ARCHITECT:	B.GRAZIANI
ASSISTANT DESIGNER:	R.LINCOLN
DRAWN BY:	F.C./M.B
CHECKED BY:	D.BIASE/G.COLANGELO
PLOT DATE:	AUG.06.2020
JOB #	1331.15

FORTH FLOOR PLAN
BUILDING C (PARTIAL PLAN)

1:50

A-304c2

TITLEBLOCK SIZE: 915 x 1200

THIS DRAWING, AS AN INSTRUMENT OF SERVICE, IS PROVIDED BY AND IS THE PROPERTY OF GRAZIANI+CORAZZA ARCHITECTS INC. THE CONTRACTOR MUST VERIFY AND ACCEPT RESPONSIBILITY FOR ALL DIMENSIONS AND CONDITIONS ON SITE AND MUST NOTIFY GRAZIANI+CORAZZA ARCHITECTS INC. OF ANY VARIATIONS FROM THE SUPPLIED INFORMATION. GRAZIANI+CORAZZA ARCHITECTS INC. IS NOT RESPONSIBLE FOR THE ACCURACY OF SURVEY, STRUCTURAL, MECHANICAL, ELECTRICAL, AND OTHER ENGINEERING INFORMATION SHOWN ON THIS DRAWING. REFER TO THE APPROPRIATE ENGINEERING DRAWINGS BEFORE PROCEEDING WITH THE WORK. CONSTRUCTION MUST CONFORM TO ALL APPLICABLE CODES AND REQUIREMENTS OF THE AUTHORITIES HAVING JURISDICTION. UNLESS OTHERWISE NOTED, NO INVESTIGATION HAS BEEN UNDERTAKEN OR REPORTED ON BY THIS OFFICE IN REGARDS TO THE ENVIRONMENTAL CONDITION OF THIS SITE.

THIS DRAWING IS NOT TO BE SCALED. ALL ARCHITECTURAL SYMBOLS INDICATED ON THIS DRAWING ARE GRAPHIC REPRESENTATIONS ONLY.

CONDITIONS FOR ELECTRONIC INFORMATION TRANSFER:

ELECTRONIC INFORMATION IS SUPPLIED TO THE OTHER ASSOCIATED FIRMS TO ASSIST THEM IN THE EXECUTION OF THEIR WORK / REVIEW. THE RECIPIENT FIRMS MUST DETERMINE THE COMPLETENESS / APPROPRIATENESS / RELEVANCE OF THE INFORMATION IN RESPECT TO THEIR PARTICULAR RESPONSIBILITY.

GRAZIANI+CORAZZA ARCHITECTS INC. SHALL NOT BE RESPONSIBLE FOR:
1. ERRORS, OMISSIONS, INCOMPLETENESS DUE TO LOSS OF INFORMATION IN WHOLE OR PART WHEN INFORMATION IS TRANSFERRED.
2. TRANSMISSION OF ANY VIRUS OR DAMAGE TO THE RECEIVING ELECTRONIC SYSTEM WHEN INFORMATION IS TRANSFERRED.

REF. A305b2 FOR CONTINUATION

01.	Oct.07.2019	issued for tender
02.	Mar.13.2020	issued for design coordination #2
03.	Mar.16.2020	issued for addendum #2
04.	Mar.16.2020	issued for addendum #3

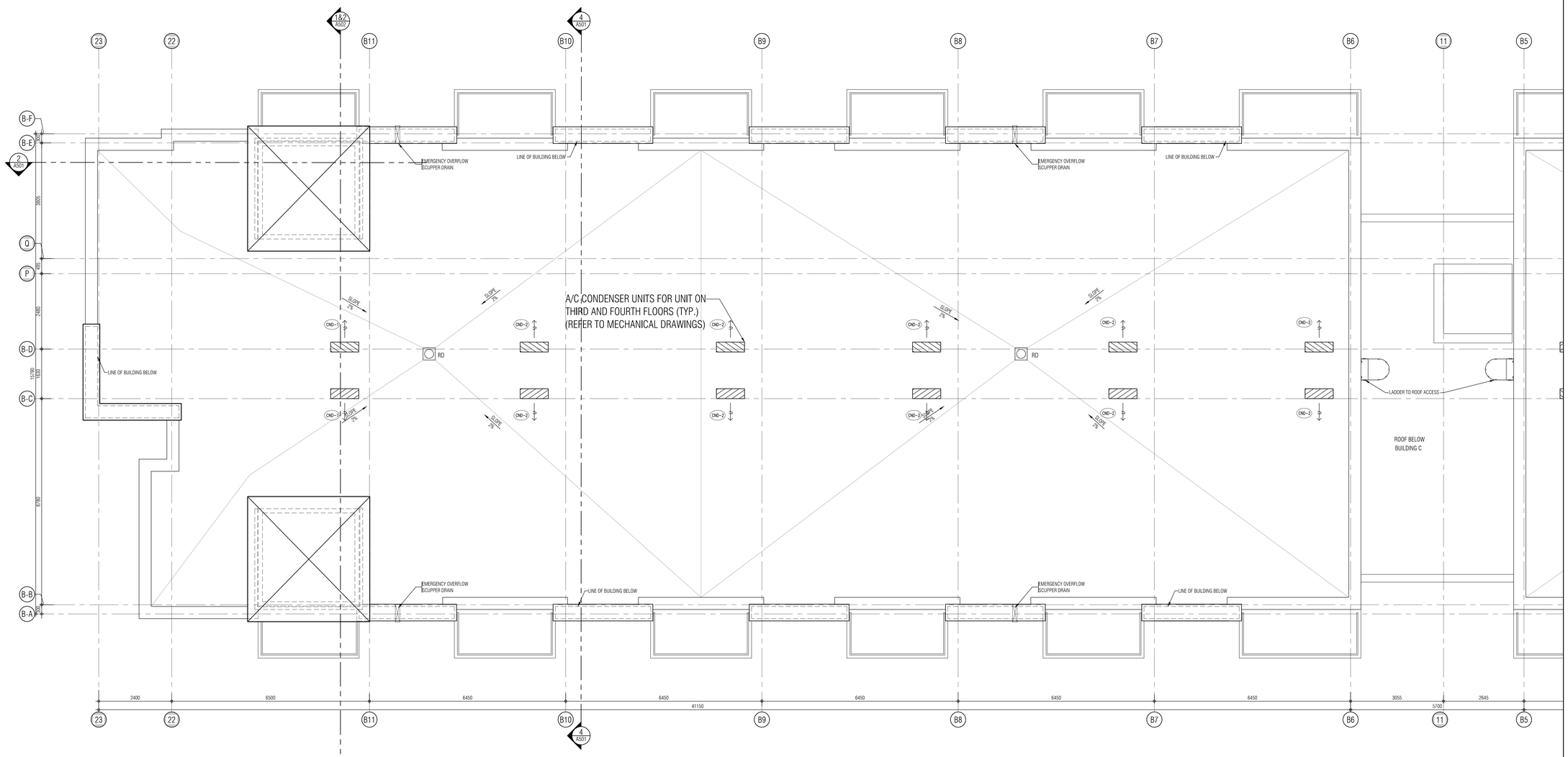

KEY PLAN

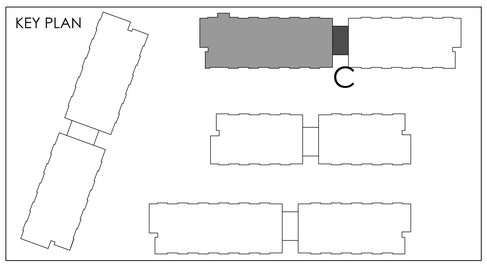

issued for revisions

GRAZIANI + CORAZZA ARCHITECTS
1320 SHAWSON DRIVE, SUITE 100 MISSISSAUGA, ONTARIO L4W 1C3
T 905.795.2601 F 905.795.2644 WWW.GC-ARCHITECTS.COM

RESIDENTIAL

ATTMAR + PALLESCHI DRIVE

BRAMPTON	ONTARIO
PROJECT ARCHITECT:	B.GRAZIANI
ASSISTANT DESIGNER:	R.LINCOLN
DRAWN BY:	F.C/M.B
CHECKED BY:	D.BIASE/G.COLANGELO
PLOT DATE:	AUG.06.2020
JOB #	1331.15

ROOF PLAN
BUILDING C (PARTIAL PLAN)

1:50

A-305c1

TITLEBLOCK SIZE: 915 x 1200

THIS DRAWING, AS AN INSTRUMENT OF SERVICE, IS PROVIDED BY AND IS THE PROPERTY OF GRAZIANI+CORAZZA ARCHITECTS INC. THE CONTRACTOR MUST VERIFY AND ACCEPT RESPONSIBILITY FOR ALL DIMENSIONS AND CONDITIONS ON SITE AND MUST NOTIFY GRAZIANI+CORAZZA ARCHITECTS INC. OF ANY VARIATIONS FROM THE SUPPLIED INFORMATION. GRAZIANI+CORAZZA ARCHITECTS INC. IS NOT RESPONSIBLE FOR THE ACCURACY OF SURVEY. STRUCTURAL, MECHANICAL, ELECTRICAL, AND OTHER ENGINEERING INFORMATION SHOWN ON THIS DRAWING, REFER TO THE APPROPRIATE ENGINEERING DRAWINGS BEFORE PROCEEDING WITH THE WORK. CONSTRUCTION MUST CONFORM TO ALL APPLICABLE CODES AND REQUIREMENTS OF THE AUTHORITIES HAVING JURISDICTION. UNLESS OTHERWISE NOTED, NO INVESTIGATION HAS BEEN UNDERTAKEN OR REPORTED ON BY THIS OFFICE IN REGARDS TO THE ENVIRONMENTAL CONDITION OF THIS SITE.

THIS DRAWING IS NOT TO BE SCALED. ALL ARCHITECTURAL SYMBOLS INDICATED ON THIS DRAWING ARE GRAPHIC REPRESENTATIONS ONLY.

CONDITIONS FOR ELECTRONIC INFORMATION TRANSFER:

ELECTRONIC INFORMATION IS SUPPLIED TO THE OTHER ASSOCIATED FIRMS TO ASSIST THEM IN THE EXECUTION OF THEIR WORK / REVIEW. THE RECIPIENT FIRMS MUST DETERMINE THE COMPLETENESS / APPROPRIATENESS / RELEVANCE OF THE INFORMATION IN RESPECT TO THEIR PARTICULAR RESPONSIBILITY.

GRAZIANI+CORAZZA ARCHITECTS INC. SHALL NOT BE RESPONSIBLE FOR:
1. ERRORS, OMISSIONS, INCOMPLETENESS DUE TO LOSS OF INFORMATION IN WHOLE OR PART WHEN INFORMATION IS TRANSFERRED.
2. TRANSMISSION OF ANY VIRUS OR DAMAGE TO THE RECEIVING ELECTRONIC SYSTEM WHEN INFORMATION IS TRANSFERRED.

01. Oct.07.2019 issued for tender
02. Mar.13.2020 issued for design coordination #2
03. Mar.16.2020 issued for addendum #2
04. Mar.16.2020 issued for addendum #3

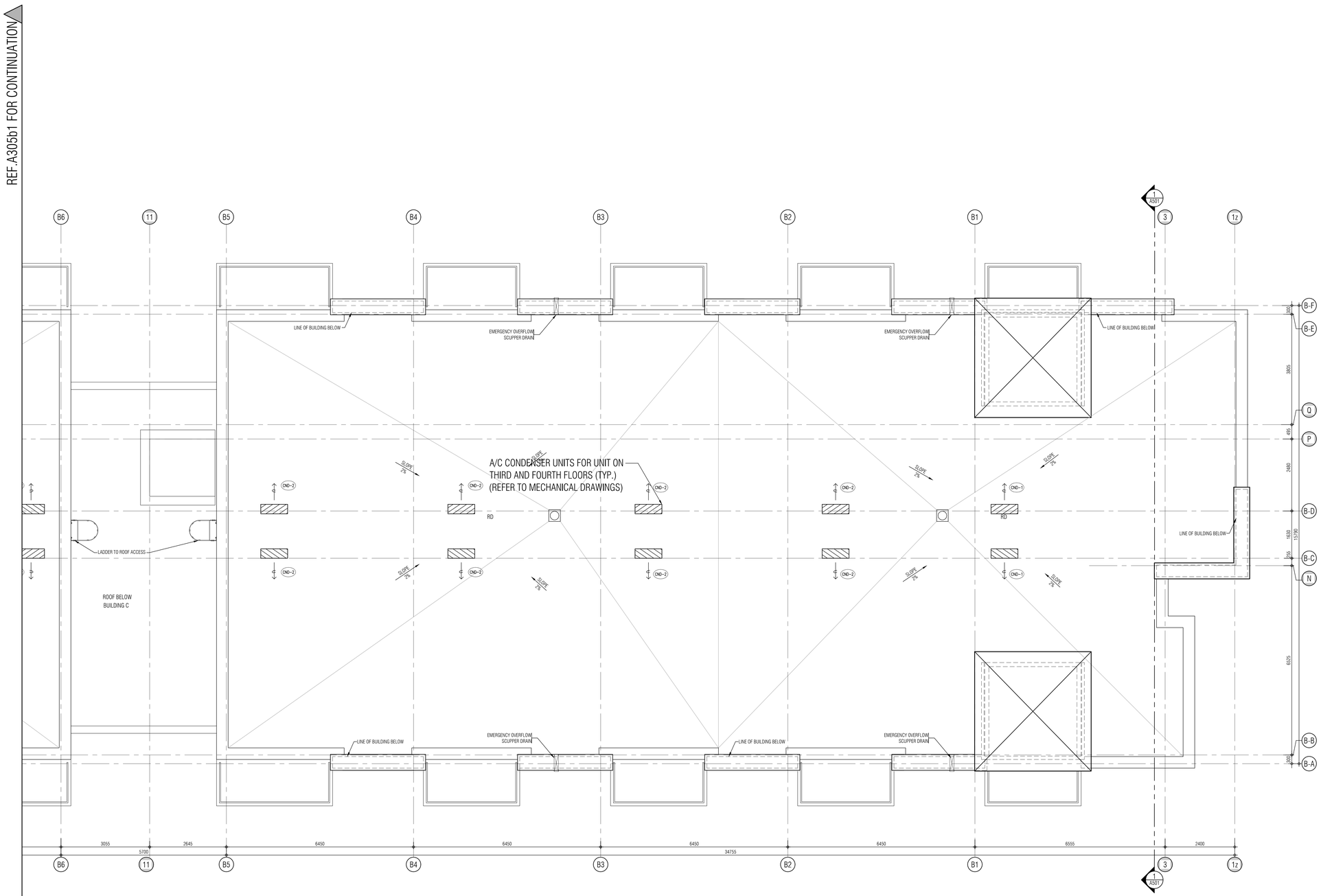

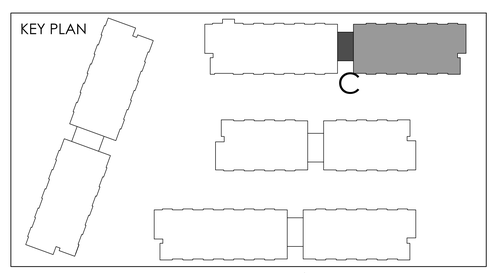

issued for revisions

GRAZIANI + CORAZZA ARCHITECTS
1320 SHAWSON DRIVE, SUITE 100 MISSISSAUGA, ONTARIO L4W 1C3
T 905.795.2601 F 905.795.2644 WWW.GC-ARCHITECTS.COM

RESIDENTIAL

ATTMAR + PALLESCHI DRIVE

BRAMPTON ONTARIO

PROJECT ARCHITECT:	B.GRAZIANI
ASSISTANT DESIGNER:	R.LINCOLN
DRAWN BY:	F.C/M.B
CHECKED BY:	D.BIASE/G.COLANGELO
PLOT DATE:	AUG.06.2020
JOB #	1331.15

ROOF PLAN
BUILDING C (PARTIAL PLAN)

1:50

A-305c2

TITLEBLOCK SIZE: 915 x 1200

THIS DRAWING, AS AN INSTRUMENT OF SERVICE, IS PROVIDED BY AND IS THE PROPERTY OF GRAZIANI+CORAZZA ARCHITECTS INC. THE CONTRACTOR MUST VERIFY AND ACCEPT RESPONSIBILITY FOR ALL DIMENSIONS AND CONDITIONS ON SITE AND MUST NOTIFY GRAZIANI+CORAZZA ARCHITECTS INC. OF ANY VARIATIONS FROM THE SUPPLIED INFORMATION. GRAZIANI+CORAZZA ARCHITECTS INC. IS NOT RESPONSIBLE FOR THE ACCURACY OF SURVEY, STRUCTURAL, MECHANICAL, ELECTRICAL, AND OTHER ENGINEERING INFORMATION SHOWN ON THIS DRAWING. REFER TO THE APPROPRIATE ENGINEERING DRAWINGS BEFORE PROCEEDING WITH THE WORK. CONSTRUCTION MUST CONFORM TO ALL APPLICABLE CODES AND REQUIREMENTS OF THE AUTHORITIES HAVING JURISDICTION. UNLESS OTHERWISE NOTED, NO INVESTIGATION HAS BEEN UNDERTAKEN OR REPORTED ON BY THIS OFFICE IN REGARDS TO THE ENVIRONMENTAL CONDITION OF THIS SITE.

THIS DRAWING IS NOT TO BE SCALED. ALL ARCHITECTURAL SYMBOLS INDICATED ON THIS DRAWING ARE GRAPHIC REPRESENTATIONS ONLY.

CONDITIONS FOR ELECTRONIC INFORMATION TRANSFER:

ELECTRONIC INFORMATION IS SUPPLIED TO THE OTHER ASSOCIATED FIRMS TO ASSIST THEM IN THE EXECUTION OF THEIR WORK / REVIEW. THE RECIPIENT FIRMS MUST DETERMINE THE COMPLETENESS / APPROPRIATENESS / RELEVANCE OF THE INFORMATION IN RESPECT TO THEIR PARTICULAR RESPONSIBILITY.

GRAZIANI+CORAZZA ARCHITECTS INC. SHALL NOT BE RESPONSIBLE FOR:
1. ERRORS, OMISSIONS, INCOMPLETENESS DUE TO LOSS OF INFORMATION IN WHOLE OR PART WHEN INFORMATION IS TRANSFERRED.
2. TRANSMISSION OF ANY VIRUS OR DAMAGE TO THE RECEIVING ELECTRONIC SYSTEM WHEN INFORMATION IS TRANSFERRED.

01. Oct.07.2019 issued for tender
02. Mar.13.2020 issued for design coordination #2
03. Mar.16.2020 issued for addendum #2
04. Mar.16.2020 issued for addendum #3

REF.A301c2 FOR CONTINUATION

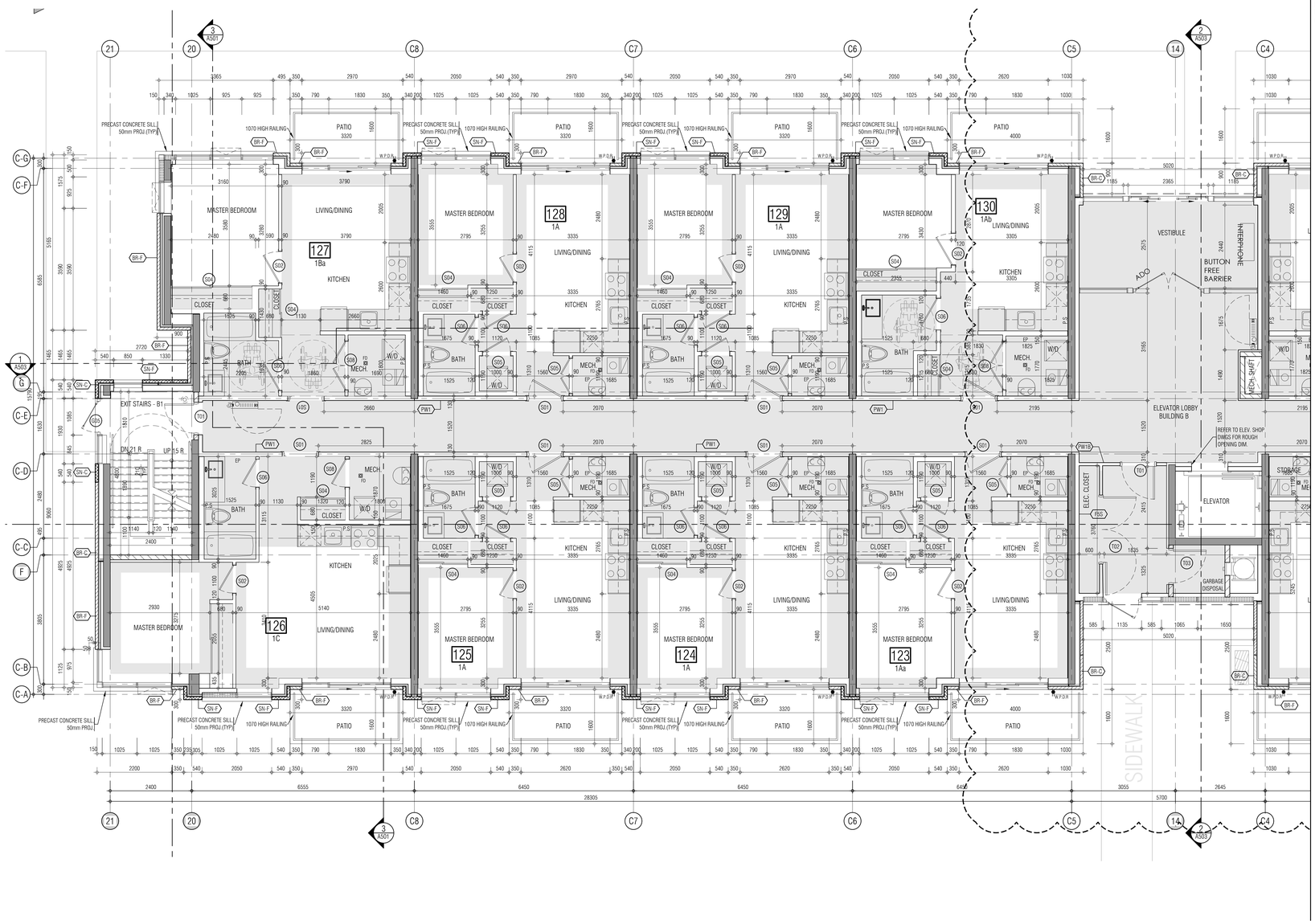

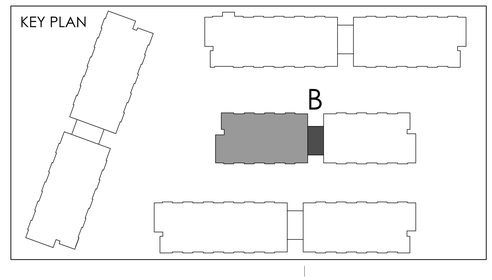

01. SEP 18, 2019 Issued for Addendum 1

issued for revisions

GRAZIANI + CORAZZA ARCHITECTS
1320 SHAWSON DRIVE, SUITE 100 MISSISSAUGA, ONTARIO L4W 1C3
T.905.795.2601 F.905.795.2644 WWW.GC-ARCHITECTS.COM

RESIDENTIAL

ATTMAR + PALLESCHI DRIVE

BRAMPTON	ONTARIO
PROJECT ARCHITECT:	B.GRAZIANI
ASSISTANT DESIGNER:	R.LINCOLN
DRAWN BY:	F.C/M.B
CHECKED BY:	D.BIASE/G.COLANGELO
PLOT DATE:	AUG.06.2020
JOB #	1331.15

GROUND FLOOR PLAN
BUILDING B (PARTIAL PLAN)

1:50 A-301b1

TITLEBLOCK SIZE: 915 x 1200

REF.A301c1 FOR CONTINUATION

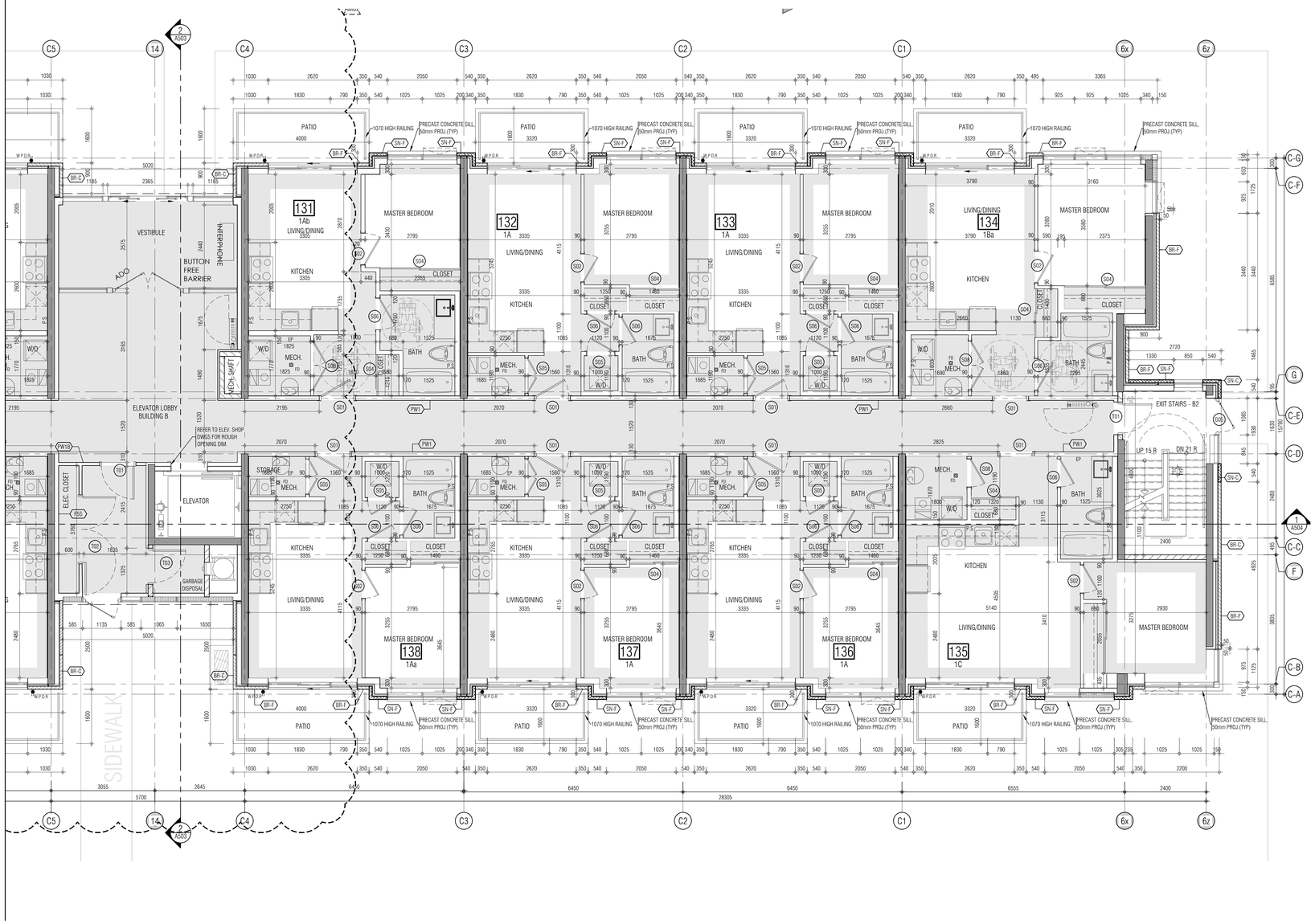

THIS DRAWING, AS AN INSTRUMENT OF SERVICE, IS PROVIDED BY AND IS THE PROPERTY OF GRAZIANI+CORAZZA ARCHITECTS INC. THE CONTRACTOR MUST VERIFY AND ACCEPT RESPONSIBILITY FOR ALL DIMENSIONS AND CONDITIONS ON SITE AND MUST NOTIFY GRAZIANI+CORAZZA ARCHITECTS INC. OF ANY VARIATIONS FROM THE SUPPLIED INFORMATION. GRAZIANI+CORAZZA ARCHITECTS INC. IS NOT RESPONSIBLE FOR THE ACCURACY OF SURVEY, STRUCTURAL, MECHANICAL, ELECTRICAL, AND OTHER ENGINEERING INFORMATION SHOWN ON THIS DRAWING. REFER TO THE APPROPRIATE ENGINEERING DRAWINGS BEFORE PROCEEDING WITH THE WORK. CONSTRUCTION MUST CONFORM TO ALL APPLICABLE CODES AND REQUIREMENTS OF THE AUTHORITIES HAVING JURISDICTION. UNLESS OTHERWISE NOTED, NO INVESTIGATION HAS BEEN UNDERTAKEN OR REPORTED ON BY THIS OFFICE IN REGARDS TO THE ENVIRONMENTAL CONDITION OF THIS SITE.

THIS DRAWING IS NOT TO BE SCALED. ALL ARCHITECTURAL SYMBOLS INDICATED ON THIS DRAWING ARE GRAPHIC REPRESENTATIONS ONLY.

CONDITIONS FOR ELECTRONIC INFORMATION TRANSFER:

ELECTRONIC INFORMATION IS SUPPLIED TO THE OTHER ASSOCIATED FIRMS TO ASSIST THEM IN THE EXECUTION OF THEIR WORK / REVIEW. THE RECIPIENT FIRMS MUST DETERMINE THE COMPLETENESS / APPROPRIATENESS / RELEVANCE OF THE INFORMATION IN RESPECT TO THEIR PARTICULAR RESPONSIBILITY.

GRAZIANI+CORAZZA ARCHITECTS INC. SHALL NOT BE RESPONSIBLE FOR:
1. ERRORS, OMISSIONS, INCOMPLETENESS DUE TO LOSS OF INFORMATION IN WHOLE OR PART WHEN INFORMATION IS TRANSFERRED.
2. TRANSMISSION OF ANY VIRUS OR DAMAGE TO THE RECEIVING ELECTRONIC SYSTEM WHEN INFORMATION IS TRANSFERRED.

01. Oct.07.2019 issued for tender

02. Mar.13.2020 issued for design coordination #2

03. Mar.16.2020 issued for addendum #2

04. Mar.16.2020 issued for addendum #3

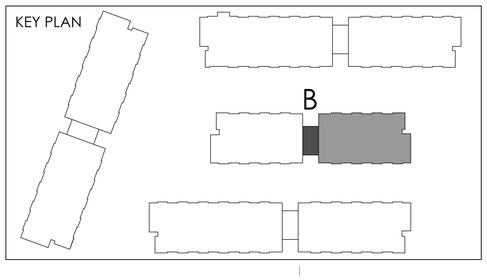

01. SEP 18, 2019 Issued for Adendum 1

issued for revisions

GRAZIANI + CORAZZA ARCHITECTS
1320 SHAWSON DRIVE, SUITE 100 MISSISSAUGA, ONTARIO L4W 1C3
T.905.795.2601 F.905.795.2644 WWW.GC-ARCHITECTS.COM

RESIDENTIAL

ATTMAR + PALLESCHI DRIVE

BRAMPTON	ONTARIO
PROJECT ARCHITECT:	B.GRAZIANI
ASSISTANT DESIGNER:	R.LINCOLN
DRAWN BY:	F.C/M.B
CHECKED BY:	D.BIASE/G.COLANGELO
PLOT DATE:	AUG.06.2020
JOB #	1331.15

GROUND FLOOR PLAN BUILDING B (PARTIAL PLAN)

1:50

A-301b2

TITLEBLOCK SIZE: 915 x 1200

THIS DRAWING, AS AN INSTRUMENT OF SERVICE, IS PROVIDED BY AND IS THE PROPERTY OF GRAZIANI+CORAZZA ARCHITECTS INC. THE CONTRACTOR MUST VERIFY AND ACCEPT RESPONSIBILITY FOR ALL DIMENSIONS AND CONDITIONS ON SITE AND MUST NOTIFY GRAZIANI+CORAZZA ARCHITECTS INC. OF ANY VARIATIONS FROM THE SUPPLIED INFORMATION. GRAZIANI+CORAZZA ARCHITECTS INC. IS NOT RESPONSIBLE FOR THE ACCURACY OF SURVEY, STRUCTURAL, MECHANICAL, ELECTRICAL, AND OTHER ENGINEERING INFORMATION SHOWN ON THIS DRAWING. REFER TO THE APPROPRIATE ENGINEERING DRAWINGS BEFORE PROCEEDING WITH THE WORK. CONSTRUCTION MUST CONFORM TO ALL APPLICABLE CODES AND REQUIREMENTS OF THE AUTHORITIES HAVING JURISDICTION. UNLESS OTHERWISE NOTED, NO INVESTIGATION HAS BEEN UNDERTAKEN OR REPORTED ON BY THIS OFFICE IN REGARDS TO THE ENVIRONMENTAL CONDITION OF THIS SITE.

THIS DRAWING IS NOT TO BE SCALED. ALL ARCHITECTURAL SYMBOLS INDICATED ON THIS DRAWING ARE GRAPHIC REPRESENTATIONS ONLY.

CONDITIONS FOR ELECTRONIC INFORMATION TRANSFER:

ELECTRONIC INFORMATION IS SUPPLIED TO THE OTHER ASSOCIATED FIRMS TO ASSIST THEM IN THE EXECUTION OF THEIR WORK / REVIEW. THE RECIPIENT FIRMS MUST DETERMINE THE COMPLETENESS / APPROPRIATENESS / RELEVANCE OF THE INFORMATION IN RESPECT TO THEIR PARTICULAR RESPONSIBILITY.

GRAZIANI+CORAZZA ARCHITECTS INC. SHALL NOT BE RESPONSIBLE FOR:
1. ERRORS, OMISSIONS, INCOMPLETENESS DUE TO LOSS OF INFORMATION IN WHOLE OR PART WHEN INFORMATION IS TRANSFERRED.
2. TRANSMISSION OF ANY VIRUS OR DAMAGE TO THE RECEIVING ELECTRONIC SYSTEM WHEN INFORMATION IS TRANSFERRED.

01. Oct.07.2019 issued for tender
02. Mar.13.2020 issued for design coordination #2
03. Mar.16.2020 issued for addendum #2
04. Mar.16.2020 issued for addendum #3

REF. A302c2 FOR CONTINUATION

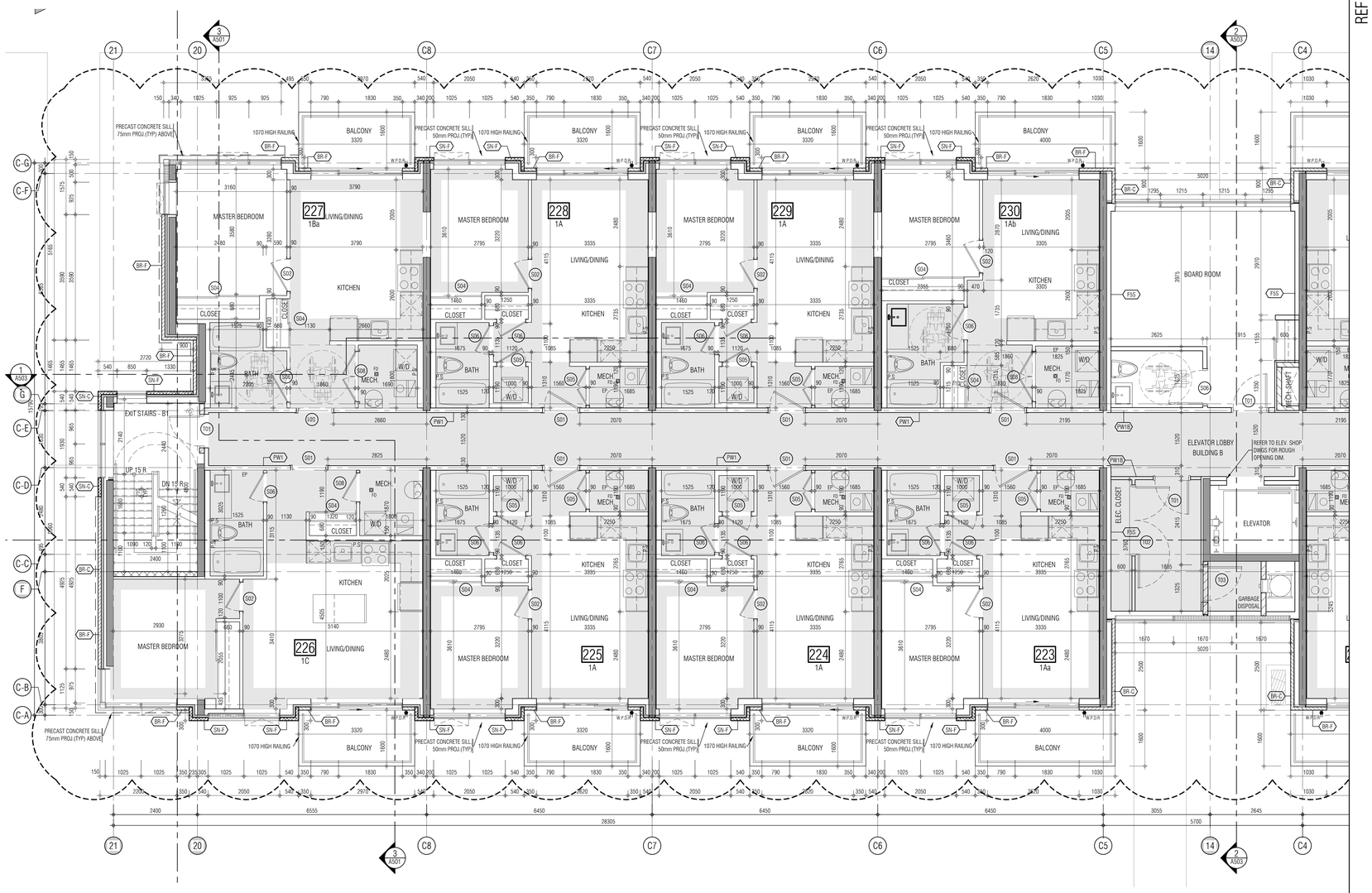

KEY PLAN

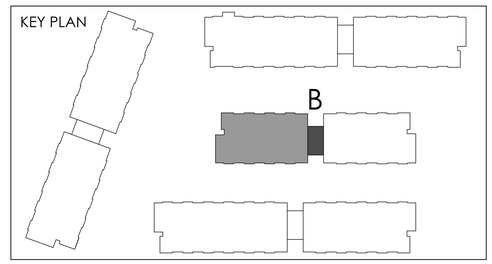

01. SEP 18, 2019 Issued for Addendum 1

issued for revisions

GRAZIANI + CORAZZA ARCHITECTS
1320 SHAWSON DRIVE, SUITE 100 MISSISSAUGA, ONTARIO L4W 1C3
T 905.795.2601 F 905.795.2644 WWW.GC-ARCHITECTS.COM

RESIDENTIAL

ATTMAR + PALLESCHI DRIVE

BRAMPTON	ONTARIO
PROJECT ARCHITECT:	B.GRAZIANI
ASSISTANT DESIGNER:	R.LINCOLN
DRAWN BY:	F.C/M.B
CHECKED BY:	D.BIASE/G.COLANGELO
PLOT DATE:	AUG.06.2020
JOB #	1331.15

SECOND FLOOR PLAN BUILDING B (PARTIAL PLAN)

1:50

A-302b1

TITLEBLOCK SIZE: 915 x 1200

REF. A302c1 FOR CONTINUATION

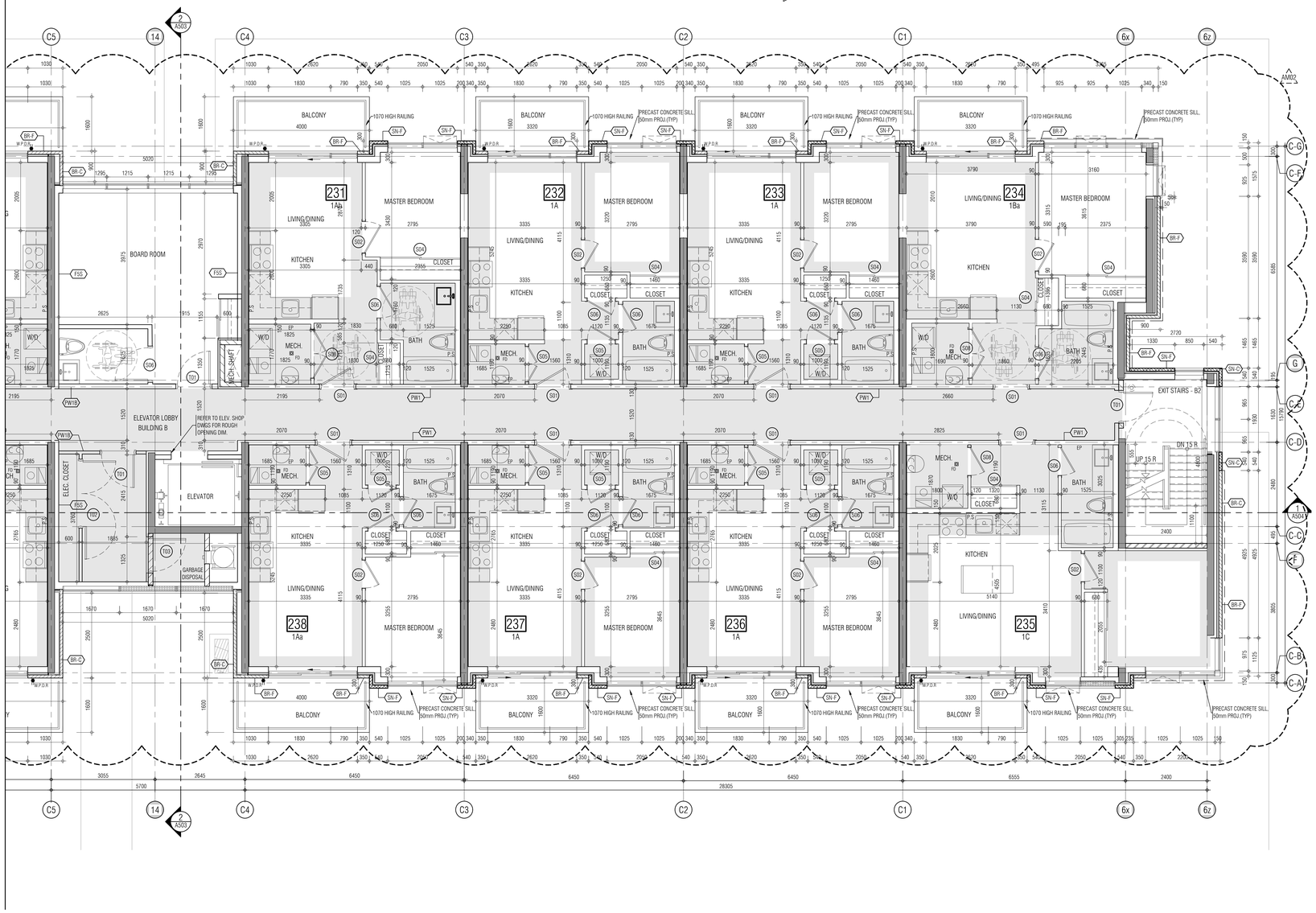

KEY PLAN

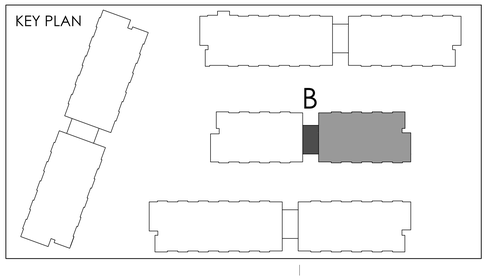

THIS DRAWING, AS AN INSTRUMENT OF SERVICE, IS PROVIDED BY AND IS THE PROPERTY OF GRAZIANI+CORAZZA ARCHITECTS INC. THE CONTRACTOR MUST VERIFY AND ACCEPT RESPONSIBILITY FOR ALL DIMENSIONS AND CONDITIONS ON SITE AND MUST NOTIFY GRAZIANI+CORAZZA ARCHITECTS INC. OF ANY VARIATIONS FROM THE SUPPLIED INFORMATION. GRAZIANI+CORAZZA ARCHITECTS INC. IS NOT RESPONSIBLE FOR THE ACCURACY OF SURVEY, STRUCTURAL, MECHANICAL, ELECTRICAL, AND OTHER ENGINEERING INFORMATION SHOWN ON THIS DRAWING. REFER TO THE APPROPRIATE ENGINEERING DRAWINGS BEFORE PROCEEDING WITH THE WORK. CONSTRUCTION MUST CONFORM TO ALL APPLICABLE CODES AND REQUIREMENTS OF THE AUTHORITIES HAVING JURISDICTION. UNLESS OTHERWISE NOTED, NO INVESTIGATION HAS BEEN UNDERTAKEN OR REPORTED ON BY THIS OFFICE IN REGARDS TO THE ENVIRONMENTAL CONDITION OF THIS SITE.

THIS DRAWING IS NOT TO BE SCALED. ALL ARCHITECTURAL SYMBOLS INDICATED ON THIS DRAWING ARE GRAPHIC REPRESENTATIONS ONLY.

CONDITIONS FOR ELECTRONIC INFORMATION TRANSFER:

ELECTRONIC INFORMATION IS SUPPLIED TO THE OTHER ASSOCIATED FIRMS TO ASSIST THEM IN THE EXECUTION OF THEIR WORK / REVIEW. THE RECIPIENT FIRMS MUST DETERMINE THE COMPLETENESS / APPROPRIATENESS / RELEVANCE OF THE INFORMATION IN RESPECT TO THEIR PARTICULAR RESPONSIBILITY.

GRAZIANI+CORAZZA ARCHITECTS INC. SHALL NOT BE RESPONSIBLE FOR:
1. ERRORS, OMISSIONS, INCOMPLETENESS DUE TO LOSS OF INFORMATION IN WHOLE OR PART WHEN INFORMATION IS TRANSFERRED.
2. TRANSMISSION OF ANY VIRUS OR DAMAGE TO THE RECEIVING ELECTRONIC SYSTEM WHEN INFORMATION IS TRANSFERRED.

01. Oct.07.2019 issued for tender
02. Mar.13.2020 issued for design coordination #2
03. Mar.16.2020 issued for addendum #2
04. Mar.16.2020 issued for addendum #3

01. SEP 18, 2019 Issued for Adendum 1

issued for revisions

GRAZIANI + CORAZZA ARCHITECTS
1320 SHAWSON DRIVE, SUITE 100 MISSISSAUGA, ONTARIO L4W 1C3
T 905.795.2601 F 905.795.2644 WWW.GC-ARCHITECTS.COM

RESIDENTIAL

ATTMAR + PALLESCHI DRIVE

BRAMPTON ONTARIO

PROJECT ARCHITECT:	B.GRAZIANI
ASSISTANT DESIGNER:	R.LINCOLN
DRAWN BY:	F.C/M.B
CHECKED BY:	D.BIASE/G.COLANGELO
PLOT DATE:	AUG.06.2020
JOB #	1331.15

SECOND FLOOR PLAN
BUILDING B (PARTIAL PLAN)

1:50 A-302b2

TITLEBLOCK SIZE: 915 x 1200

THIS DRAWING, AS AN INSTRUMENT OF SERVICE, IS PROVIDED BY AND IS THE PROPERTY OF GRAZIANI+CORAZZA ARCHITECTS INC. THE CONTRACTOR MUST VERIFY AND ACCEPT RESPONSIBILITY FOR ALL DIMENSIONS AND CONDITIONS ON SITE AND MUST NOTIFY GRAZIANI+CORAZZA ARCHITECTS INC. OF ANY VARIATIONS FROM THE SUPPLIED INFORMATION. GRAZIANI+CORAZZA ARCHITECTS INC. IS NOT RESPONSIBLE FOR THE ACCURACY OF SURVEY, STRUCTURAL, MECHANICAL, ELECTRICAL, AND OTHER ENGINEERING INFORMATION SHOWN ON THIS DRAWING. REFER TO THE APPROPRIATE ENGINEERING DRAWINGS BEFORE PROCEEDING WITH THE WORK. CONSTRUCTION MUST CONFORM TO ALL APPLICABLE CODES AND REQUIREMENTS OF THE AUTHORITIES HAVING JURISDICTION. UNLESS OTHERWISE NOTED, NO INVESTIGATION HAS BEEN UNDERTAKEN OR REPORTED ON BY THIS OFFICE IN REGARDS TO THE ENVIRONMENTAL CONDITION OF THIS SITE.

THIS DRAWING IS NOT TO BE SCALED. ALL ARCHITECTURAL SYMBOLS INDICATED ON THIS DRAWING ARE GRAPHIC REPRESENTATIONS ONLY.

CONDITIONS FOR ELECTRONIC INFORMATION TRANSFER:

ELECTRONIC INFORMATION IS SUPPLIED TO THE OTHER ASSOCIATED FIRMS TO ASSIST THEM IN THE EXECUTION OF THEIR WORK / REVIEW. THE RECIPIENT FIRMS MUST DETERMINE THE COMPLETENESS / APPROPRIATENESS / RELEVANCE OF THE INFORMATION IN RESPECT TO THEIR PARTICULAR RESPONSIBILITY.

GRAZIANI+CORAZZA ARCHITECTS INC. SHALL NOT BE RESPONSIBLE FOR:
1. ERRORS, OMISSIONS, INCOMPLETENESS DUE TO LOSS OF INFORMATION IN WHOLE OR PART WHEN INFORMATION IS TRANSFERRED.
2. TRANSMISSION OF ANY VIRUS OR DAMAGE TO THE RECEIVING ELECTRONIC SYSTEM WHEN INFORMATION IS TRANSFERRED.

01. Oct.07.2019 issued for tender
02. Mar.13.2020 issued for design coordination #2
03. Mar.16.2020 issued for addendum #2
04. Mar.16.2020 issued for addendum #3

REF. A303c2 FOR CONTINUATION

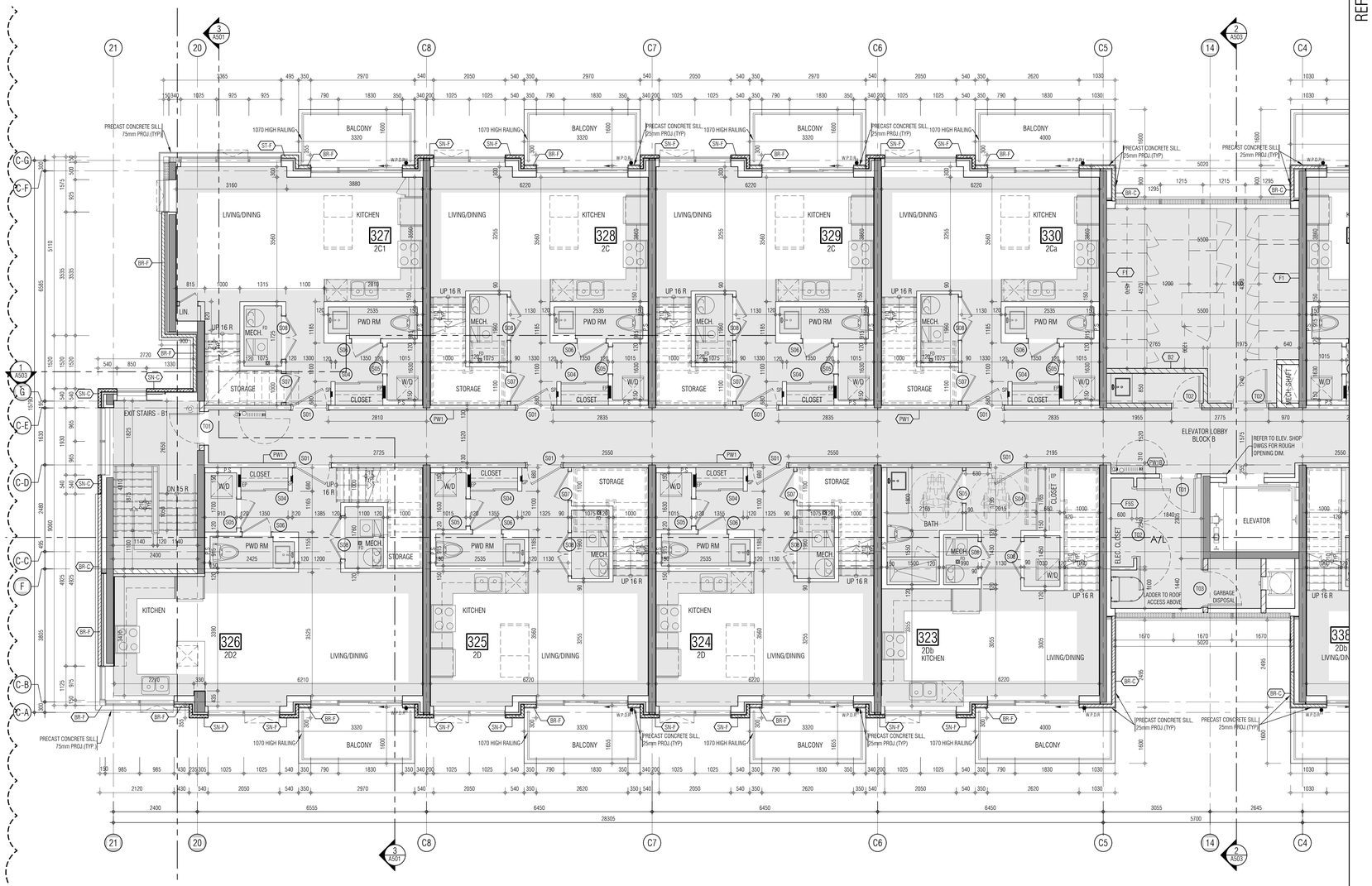

KEY PLAN

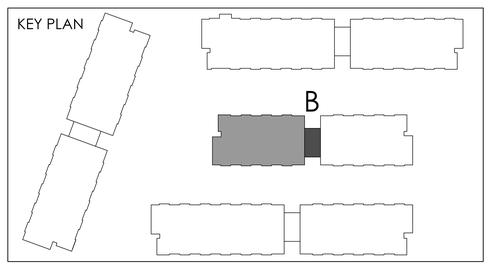

01. SEP 18, 2019 Issued for Adendum 1

issued for revisions

GRAZIANI + CORAZZA ARCHITECTS
1320 SHERIDAN DRIVE, SUITE 100 MISSISSAUGA, ONTARIO L4W 1C3
T 905.795.2601 F 905.795.2644 WWW.GC-ARCHITECTS.COM

RESIDENTIAL

ROYAL PINE

ATTMAR + PALLESCHI DRIVE

BRAMPTON	ONTARIO
PROJECT ARCHITECT:	B.GRAZIANI
ASSISTANT DESIGNER:	R.LINCOLN
DRAWN BY:	F.C/M.B
CHECKED BY:	D.BIASE/G.COLANGELO
PLOT DATE:	AUG.06.2020
JOB #	1331.15

THIRD FLOOR PLAN
BUILDING B (PARTIAL PLAN)

1:50

A-303b1

TITLEBLOCK SIZE: 915 x 1200

REF. A303c1 FOR CONTINUATION

THIS DRAWING, AS AN INSTRUMENT OF SERVICE, IS PROVIDED BY AND IS THE PROPERTY OF GRAZIANI+CORAZZA ARCHITECTS INC. THE CONTRACTOR MUST VERIFY AND ACCEPT RESPONSIBILITY FOR ALL DIMENSIONS AND CONDITIONS ON SITE AND MUST NOTIFY GRAZIANI+CORAZZA ARCHITECTS INC. OF ANY VARIATIONS FROM THE SUPPLIED INFORMATION. GRAZIANI+CORAZZA ARCHITECTS INC. IS NOT RESPONSIBLE FOR THE ACCURACY OF SURVEY, STRUCTURAL, MECHANICAL, ELECTRICAL, AND OTHER ENGINEERING INFORMATION SHOWN ON THIS DRAWING. REFER TO THE APPROPRIATE ENGINEERING DRAWINGS BEFORE PROCEEDING WITH THE WORK. CONSTRUCTION MUST CONFORM TO ALL APPLICABLE CODES AND REQUIREMENTS OF THE AUTHORITIES HAVING JURISDICTION. UNLESS OTHERWISE NOTED, NO INVESTIGATION HAS BEEN UNDERTAKEN OR REPORTED ON BY THIS OFFICE IN REGARDS TO THE ENVIRONMENTAL CONDITION OF THIS SITE.

THIS DRAWING IS NOT TO BE SCALED. ALL ARCHITECTURAL SYMBOLS INDICATED ON THIS DRAWING ARE GRAPHIC REPRESENTATIONS ONLY.

CONDITIONS FOR ELECTRONIC INFORMATION TRANSFER:

ELECTRONIC INFORMATION IS SUPPLIED TO THE OTHER ASSOCIATED FIRMS TO ASSIST THEM IN THE EXECUTION OF THEIR WORK / REVIEW. THE RECIPIENT FIRMS MUST DETERMINE THE COMPLETENESS / APPROPRIATENESS / RELEVANCE OF THE INFORMATION IN RESPECT TO THEIR PARTICULAR RESPONSIBILITY.

GRAZIANI+CORAZZA ARCHITECTS INC. SHALL NOT BE RESPONSIBLE FOR:
1. ERRORS, OMISSIONS, INCOMPLETENESS DUE TO LOSS OF INFORMATION IN WHOLE OR PART WHEN INFORMATION IS TRANSFERRED.
2. TRANSMISSION OF ANY VIRUS OR DAMAGE TO THE RECEIVING ELECTRONIC SYSTEM WHEN INFORMATION IS TRANSFERRED.

01. Oct.07.2019 issued for tender
02. Mar.13.2020 issued for design coordination #2
03. Mar.16.2020 issued for addendum #2
04. Mar.16.2020 issued for addendum #3

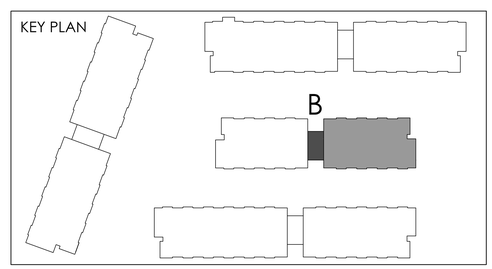

01. SEP 18, 2019 Issued for Adendum 1

issued for revisions

GRAZIANI + CORAZZA ARCHITECTS
1320 SHERIDAN DRIVE, SUITE 100 MISSISSAUGA, ONTARIO L4W 1C3
T.905.790.2601 F.905.790.2644 WWW.GC-ARCHITECTS.COM

RESIDENTIAL

ROYAL PINE

ATTMAR + PALLESCHI DRIVE

BRAMPTON ONTARIO

PROJECT ARCHITECT:	B.GRAZIANI
ASSISTANT DESIGNER:	R.LINCOLN
DRAWN BY:	F.C/M.B
CHECKED BY:	D.BIASE/G.COLANGELO
PLOT DATE:	AUG.06.2020
JOB #	1331.15

THIRD FLOOR PLAN
BUILDING B (PARTIAL PLAN)

1:50

A-303b2

TITLEBLOCK SIZE: 915 x 1200

THIS DRAWING, AS AN INSTRUMENT OF SERVICE, IS PROVIDED BY AND IS THE PROPERTY OF GRAZIANI+CORAZZA ARCHITECTS INC. THE CONTRACTOR MUST VERIFY AND ACCEPT RESPONSIBILITY FOR ALL DIMENSIONS AND CONDITIONS ON SITE AND MUST NOTIFY GRAZIANI+CORAZZA ARCHITECTS INC. OF ANY VARIATIONS FROM THE SUPPLIED INFORMATION. GRAZIANI+CORAZZA ARCHITECTS INC. IS NOT RESPONSIBLE FOR THE ACCURACY OF SURVEY, STRUCTURAL, MECHANICAL, ELECTRICAL, AND OTHER ENGINEERING INFORMATION SHOWN ON THIS DRAWING. REFER TO THE APPROPRIATE ENGINEERING DRAWINGS BEFORE PROCEEDING WITH THE WORK. CONSTRUCTION MUST CONFORM TO ALL APPLICABLE CODES AND REQUIREMENTS OF THE AUTHORITIES HAVING JURISDICTION. UNLESS OTHERWISE NOTED, NO INVESTIGATION HAS BEEN UNDERTAKEN OR REPORTED ON BY THIS OFFICE IN REGARDS TO THE ENVIRONMENTAL CONDITION OF THIS SITE.

THIS DRAWING IS NOT TO BE SCALED. ALL ARCHITECTURAL SYMBOLS INDICATED ON THIS DRAWING ARE GRAPHIC REPRESENTATIONS ONLY.

CONDITIONS FOR ELECTRONIC INFORMATION TRANSFER:

ELECTRONIC INFORMATION IS SUPPLIED TO THE OTHER ASSOCIATED FIRMS TO ASSIST THEM IN THE EXECUTION OF THEIR WORK / REVIEW. THE RECIPIENT FIRMS MUST DETERMINE THE COMPLETENESS / APPROPRIATENESS / RELEVANCE OF THE INFORMATION IN RESPECT TO THEIR PARTICULAR RESPONSIBILITY.

GRAZIANI+CORAZZA ARCHITECTS INC. SHALL NOT BE RESPONSIBLE FOR:
1. ERRORS, OMISSIONS, INCOMPLETENESS DUE TO LOSS OF INFORMATION IN WHOLE OR PART WHEN INFORMATION IS TRANSFERRED.
2. TRANSMISSION OF ANY VIRUS OR DAMAGE TO THE RECEIVING ELECTRONIC SYSTEM WHEN INFORMATION IS TRANSFERRED.

REF.A304c2 FOR CONTINUATION

01. Oct.07.2019 issued for tender
02. Mar.13.2020 issued for design coordination #2
03. Mar.16.2020 issued for addendum #2
04. Mar.16.2020 issued for addendum #3

issued for revisions

GRAZIANI + CORAZZA ARCHITECTS
1320 SHARRON DRIVE, SUITE 100 MISSISSAUGA, ONTARIO L4W 1C3
T 905.795.2601 F 905.795.2644 WWW.GC-ARCHITECTS.COM

RESIDENTIAL

ROYAL PINE HOMES

ATTMAR + PALLESCHI DRIVE

BRAMPTON ONTARIO

PROJECT ARCHITECT:	B.GRAZIANI
ASSISTANT DESIGNER:	R.LINCOLN
DRAWN BY:	F.C/M.B
CHECKED BY:	D.BIASE/G.COLANGELO
PLOT DATE:	AUG.06.2020
JOB #	1331.15

FORTH FLOOR PLAN
BUILDING B (PARTIAL PLAN)

1:50

A-304b1

TITLEBLOCK SIZE: 915 x 1200

KEY PLAN

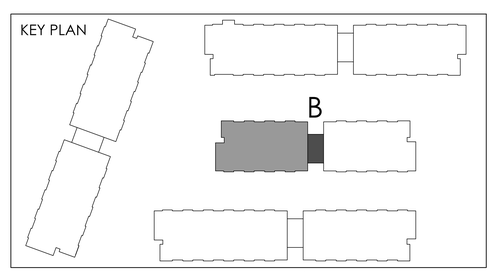

REF.A304c1 FOR CONTINUATION

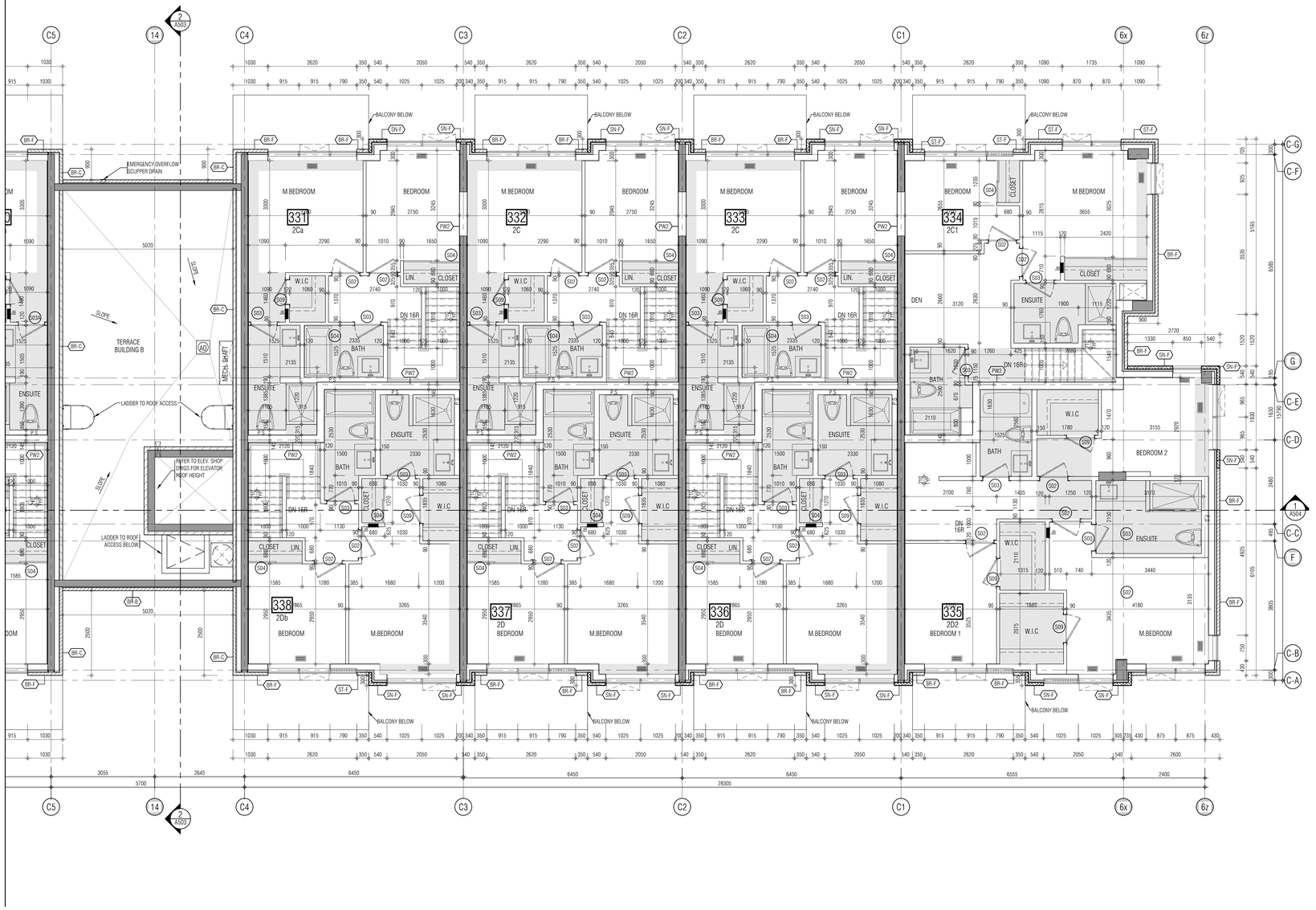

THIS DRAWING, AS AN INSTRUMENT OF SERVICE, IS PROVIDED BY AND IS THE PROPERTY OF GRAZIANI+CORAZZA ARCHITECTS INC. THE CONTRACTOR MUST VERIFY AND ACCEPT RESPONSIBILITY FOR ALL DIMENSIONS AND CONDITIONS ON SITE AND MUST NOTIFY GRAZIANI+CORAZZA ARCHITECTS INC. OF ANY VARIATIONS FROM THE SUPPLIED INFORMATION. GRAZIANI+CORAZZA ARCHITECTS INC. IS NOT RESPONSIBLE FOR THE ACCURACY OF SURVEY, STRUCTURAL, MECHANICAL, ELECTRICAL, AND OTHER ENGINEERING INFORMATION SHOWN ON THIS DRAWING. REFER TO THE APPROPRIATE ENGINEERING DRAWINGS BEFORE PROCEEDING WITH THE WORK. CONSTRUCTION MUST CONFORM TO ALL APPLICABLE CODES AND REQUIREMENTS OF THE AUTHORITIES HAVING JURISDICTION. UNLESS OTHERWISE NOTED, NO INVESTIGATION HAS BEEN UNDERTAKEN OR REPORTED ON BY THIS OFFICE IN REGARDS TO THE ENVIRONMENTAL CONDITION OF THIS SITE.

THIS DRAWING IS NOT TO BE SCALED. ALL ARCHITECTURAL SYMBOLS INDICATED ON THIS DRAWING ARE GRAPHIC REPRESENTATIONS ONLY.

CONDITIONS FOR ELECTRONIC INFORMATION TRANSFER:

ELECTRONIC INFORMATION IS SUPPLIED TO THE OTHER ASSOCIATED FIRMS TO ASSIST THEM IN THE EXECUTION OF THEIR WORK / REVIEW. THE RECIPIENT FIRMS MUST DETERMINE THE COMPLETENESS / APPROPRIATENESS / RELEVANCE OF THE INFORMATION IN RESPECT TO THEIR PARTICULAR RESPONSIBILITY.

GRAZIANI+CORAZZA ARCHITECTS INC. SHALL NOT BE RESPONSIBLE FOR:
1. ERRORS, OMISSIONS, INCOMPLETENESS DUE TO LOSS OF INFORMATION IN WHOLE OR PART WHEN INFORMATION IS TRANSFERRED.
2. TRANSMISSION OF ANY VIRUS OR DAMAGE TO THE RECEIVING ELECTRONIC SYSTEM WHEN INFORMATION IS TRANSFERRED.

01. Oct.07.2019 issued for tender
02. Mar.13.2020 issued for design coordination #2
03. Mar.16.2020 issued for addendum #2
04. Mar.16.2020 issued for addendum #3

issued for revisions

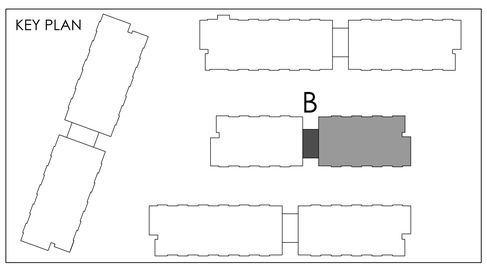

GRAZIANI + CORAZZA ARCHITECTS
1320 SHAWSON DRIVE, SUITE 100 MISSISSAUGA, ONTARIO L4W 1C3
T 905.795.2601 F 905.795.2644 WWW.GC-ARCHITECTS.COM

RESIDENTIAL

ROYAL PINE

ATTMAR + PALLESCHI DRIVE

BRAMPTON ONTARIO

PROJECT ARCHITECT:	B.GRAZIANI
ASSISTANT DESIGNER:	R.LINCOLN
DRAWN BY:	F.C/M.B
CHECKED BY:	D.BIASE/G.COLANGELO
PLOT DATE:	AUG.06.2020
JOB #	1331.15

FORTH FLOOR PLAN
BUILDING B (PARTIAL PLAN)

1:50

A-304b2

TITLEBLOCK SIZE: 915 x 1200

THIS DRAWING, AS AN INSTRUMENT OF SERVICE, IS PROVIDED BY AND IS THE PROPERTY OF GRAZIANI+CORAZZA ARCHITECTS INC. THE CONTRACTOR MUST VERIFY AND ACCEPT RESPONSIBILITY FOR ALL DIMENSIONS AND CONDITIONS ON SITE AND MUST NOTIFY GRAZIANI+CORAZZA ARCHITECTS INC. OF ANY VARIATIONS FROM THE SUPPLIED INFORMATION. GRAZIANI+CORAZZA ARCHITECTS INC. IS NOT RESPONSIBLE FOR THE ACCURACY OF SURVEY, STRUCTURAL, MECHANICAL, ELECTRICAL, AND OTHER ENGINEERING INFORMATION SHOWN ON THIS DRAWING. REFER TO THE APPROPRIATE ENGINEERING DRAWINGS BEFORE PROCEEDING WITH THE WORK. CONSTRUCTION MUST CONFORM TO ALL APPLICABLE CODES AND REQUIREMENTS OF THE AUTHORITIES HAVING JURISDICTION. UNLESS OTHERWISE NOTED, NO INVESTIGATION HAS BEEN UNDERTAKEN OR REPORTED ON BY THIS OFFICE IN REGARDS TO THE ENVIRONMENTAL CONDITION OF THIS SITE.

THIS DRAWING IS NOT TO BE SCALED. ALL ARCHITECTURAL SYMBOLS INDICATED ON THIS DRAWING ARE GRAPHIC REPRESENTATIONS ONLY.

CONDITIONS FOR ELECTRONIC INFORMATION TRANSFER:

ELECTRONIC INFORMATION IS SUPPLIED TO THE OTHER ASSOCIATED FIRMS TO ASSIST THEM IN THE EXECUTION OF THEIR WORK / REVIEW. THE RECIPIENT FIRMS MUST DETERMINE THE COMPLETENESS / APPROPRIATENESS / RELEVANCE OF THE INFORMATION IN RESPECT TO THEIR PARTICULAR RESPONSIBILITY.

GRAZIANI+CORAZZA ARCHITECTS INC. SHALL NOT BE RESPONSIBLE FOR:
1. ERRORS, OMISSIONS, INCOMPLETENESS DUE TO LOSS OF INFORMATION IN WHOLE OR PART WHEN INFORMATION IS TRANSFERRED.
2. TRANSMISSION OF ANY VIRUS OR DAMAGE TO THE RECEIVING ELECTRONIC SYSTEM WHEN INFORMATION IS TRANSFERRED.

01. Oct.07.2019 issued for tender
02. Mar.13.2020 issued for design coordination #2
03. Mar.16.2020 issued for addendum #2
04. Mar.16.2020 issued for addendum #3

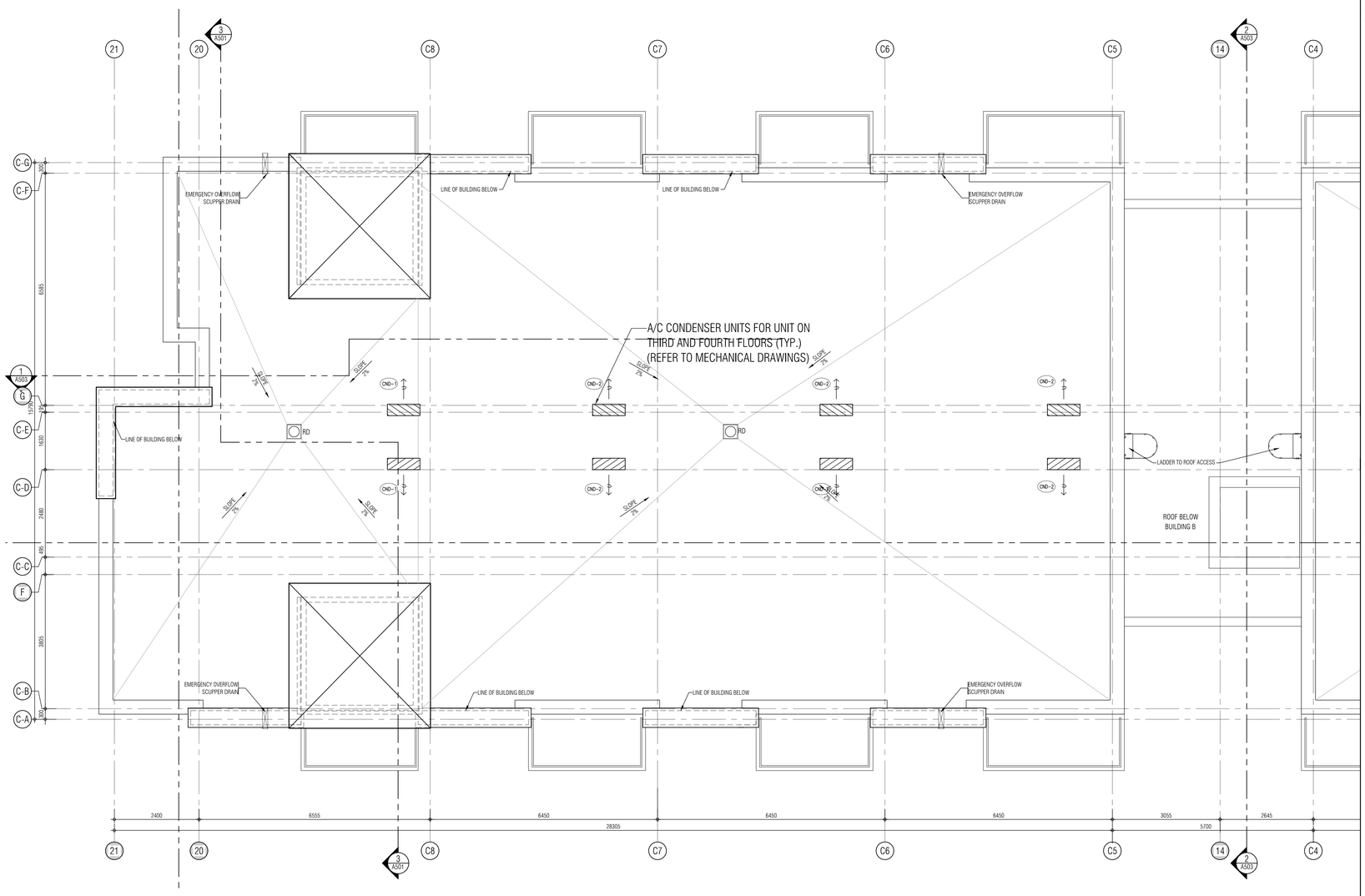

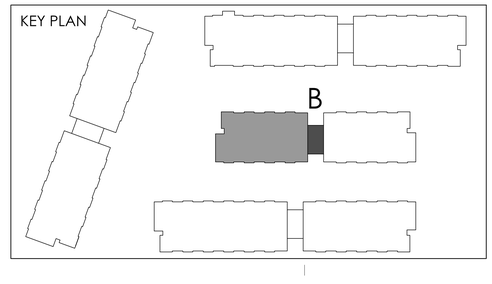

issued for revisions

GRAZIANI + CORAZZA ARCHITECTS
1320 SHERIDON DRIVE SUITE 100 MISSISSAUGA, ONTARIO L4W 1C3
T 905.795.2601 F 905.795.2644 WWW.GC-ARCHITECTS.COM

RESIDENTIAL

ATTMAR + PALLESCHI DRIVE

BRAMPTON	ONTARIO
PROJECT ARCHITECT:	B.GRAZIANI
ASSISTANT DESIGNER:	R.LINCOLN
DRAWN BY:	F.C./M.B
CHECKED BY:	D.BIASE/G.COLANGELO
PLOT DATE:	AUG.06.2020
JOB #	1331.15

ROOF PLAN
BUILDING B (PARTIAL PLAN)

1:50 A-305b1

TITLEBLOCK SIZE: 915 x 1200

THIS DRAWING, AS AN INSTRUMENT OF SERVICE, IS PROVIDED BY AND IS THE PROPERTY OF GRAZIANI+CORAZZA ARCHITECTS INC. THE CONTRACTOR MUST VERIFY AND ACCEPT RESPONSIBILITY FOR ALL DIMENSIONS AND CONDITIONS ON SITE AND MUST NOTIFY GRAZIANI+CORAZZA ARCHITECTS INC. OF ANY VARIATIONS FROM THE SUPPLIED INFORMATION. GRAZIANI+CORAZZA ARCHITECTS INC. IS NOT RESPONSIBLE FOR THE ACCURACY OF SURVEY, STRUCTURAL, MECHANICAL, ELECTRICAL, AND OTHER ENGINEERING INFORMATION SHOWN ON THIS DRAWING. REFER TO THE APPROPRIATE ENGINEERING DRAWINGS BEFORE PROCEEDING WITH THE WORK. CONSTRUCTION MUST CONFORM TO ALL APPLICABLE CODES AND REQUIREMENTS OF THE AUTHORITIES HAVING JURISDICTION. UNLESS OTHERWISE NOTED, NO INVESTIGATION HAS BEEN UNDERTAKEN OR REPORTED ON BY THIS OFFICE IN REGARDS TO THE ENVIRONMENTAL CONDITION OF THIS SITE.

THIS DRAWING IS NOT TO BE SCALED. ALL ARCHITECTURAL SYMBOLS INDICATED ON THIS DRAWING ARE GRAPHIC REPRESENTATIONS ONLY.

CONDITIONS FOR ELECTRONIC INFORMATION TRANSFER:

ELECTRONIC INFORMATION IS SUPPLIED TO THE OTHER ASSOCIATED FIRMS TO ASSIST THEM IN THE EXECUTION OF THEIR WORK / REVIEW. THE RECIPIENT FIRMS MUST DETERMINE THE COMPLETENESS / APPROPRIATENESS / RELEVANCE OF THE INFORMATION IN RESPECT TO THEIR PARTICULAR RESPONSIBILITY.

GRAZIANI+CORAZZA ARCHITECTS INC. SHALL NOT BE RESPONSIBLE FOR:
1. ERRORS, OMISSIONS, INCOMPLETENESS DUE TO LOSS OF INFORMATION IN WHOLE OR PART WHEN INFORMATION IS TRANSFERRED.
2. TRANSMISSION OF ANY VIRUS OR DAMAGE TO THE RECEIVING ELECTRONIC SYSTEM WHEN INFORMATION IS TRANSFERRED.

01. Oct.07.2019 issued for tender
02. Mar.13.2020 issued for design coordination #2
03. Mar.16.2020 issued for addendum #2
04. Mar.16.2020 issued for addendum #3

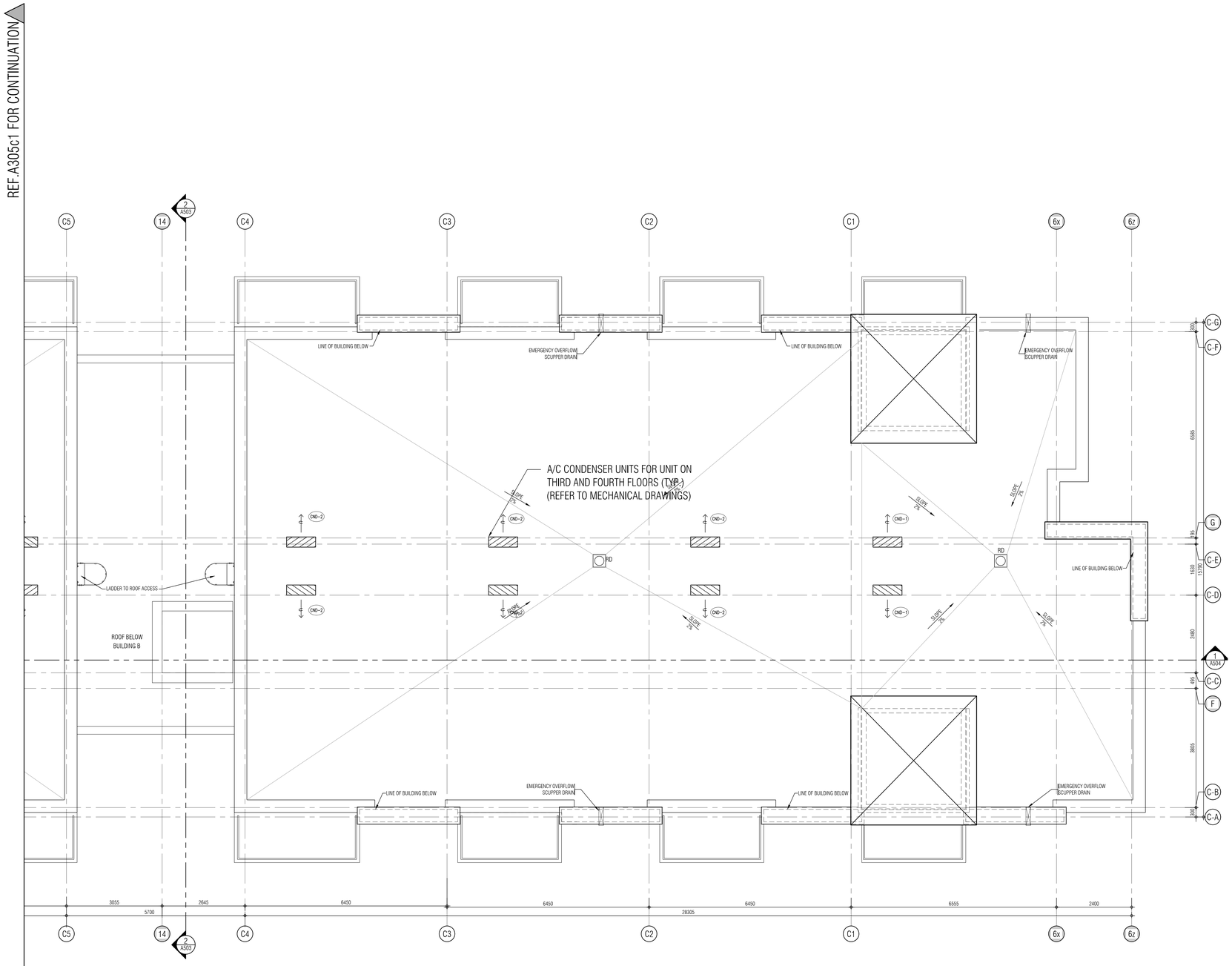

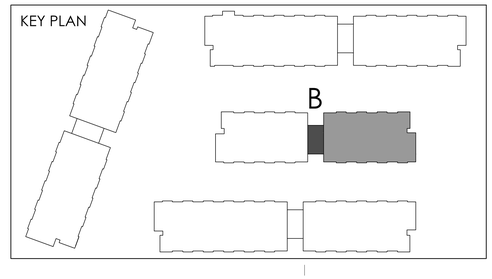

issued for revisions

GRAZIANI + CORAZZA ARCHITECTS
1320 SHAWSON DRIVE, SUITE 100 MISSISSAUGA, ONTARIO L4W 1C3
T 905.795.2601 F 905.795.2844 WWW.GC-ARCHITECTS.COM

RESIDENTIAL

ATTMAR + PALLESCHI DRIVE

BRAMPTON ONTARIO

PROJECT ARCHITECT:	B.GRAZIANI
ASSISTANT DESIGNER:	R.LINCOLN
DRAWN BY:	F.C/M.B
CHECKED BY:	D.BIASE/G.COLANGELO
PLOT DATE:	AUG.06.2020
JOB #	1331.15

ROOF PLAN
BUILDING B (PARTIAL PLAN)

1:50 A-305b2

TITLEBLOCK SIZE: 915 x 1200

THIS DRAWING, AS AN INSTRUMENT OF SERVICE, IS PROVIDED BY AND IS THE PROPERTY OF GRAZIANI+CORAZZA ARCHITECTS INC. THE CONTRACTOR MUST VERIFY AND ACCEPT RESPONSIBILITY FOR ALL DIMENSIONS AND CONDITIONS ON SITE AND MUST NOTIFY GRAZIANI+CORAZZA ARCHITECTS INC. OF ANY VARIATIONS FROM THE SUPPLIED INFORMATION. GRAZIANI+CORAZZA ARCHITECTS INC. IS NOT RESPONSIBLE FOR THE ACCURACY OF SURVEY, STRUCTURAL, MECHANICAL, ELECTRICAL, AND OTHER ENGINEERING INFORMATION SHOWN ON THIS DRAWING. REFER TO THE APPROPRIATE ENGINEERING DRAWINGS BEFORE PROCEEDING WITH THE WORK. CONSTRUCTION MUST CONFORM TO ALL APPLICABLE CODES AND REQUIREMENTS OF THE AUTHORITIES HAVING JURISDICTION. UNLESS OTHERWISE NOTED, NO INVESTIGATION HAS BEEN UNDERTAKEN OR REPORTED ON BY THIS OFFICE IN REGARDS TO THE ENVIRONMENTAL CONDITION OF THIS SITE.

THIS DRAWING IS NOT TO BE SCALED. ALL ARCHITECTURAL SYMBOLS INDICATED ON THIS DRAWING ARE GRAPHIC REPRESENTATIONS ONLY.

CONDITIONS FOR ELECTRONIC INFORMATION TRANSFER:

ELECTRONIC INFORMATION IS SUPPLIED TO THE OTHER ASSOCIATED FIRMS TO ASSIST THEM IN THE EXECUTION OF THEIR WORK / REVIEW. THE RECIPIENT FIRMS MUST DETERMINE THE COMPLETENESS / APPROPRIATENESS / RELEVANCE OF THE INFORMATION IN RESPECT TO THEIR PARTICULAR RESPONSIBILITY.

GRAZIANI+CORAZZA ARCHITECTS INC. SHALL NOT BE RESPONSIBLE FOR:
1. ERRORS, OMISSIONS, INCOMPLETENESS DUE TO LOSS OF INFORMATION IN WHOLE OR PART WHEN INFORMATION IS TRANSFERRED.
2. TRANSMISSION OF ANY VIRUS OR DAMAGE TO THE RECEIVING ELECTRONIC SYSTEM WHEN INFORMATION IS TRANSFERRED.

1ST FLOOR LOBBY

REF.A301d2 FOR CONTINUATION

01.	Oct.07.2019	issued for tender
02.	Mar.13.2020	issued for design coordination #2
03.	Mar.16.2020	issued for addendum #2
04.	Mar.16.2020	issued for addendum #3

01. SEP 18, 2019 Issued for Adendum 1

issued for revisions

GRAZIANI CORAZZA ARCHITECTS
1320 DAWSON DRIVE, SUITE 100 MISSISSAUGA, ONTARIO L4W 1C3
T.905.795.2601 F.905.795.2644 WWW.GC-ARCHITECTS.COM

RESIDENTIAL

ROYAL PINE

ATTMAR + PALLESCHI DRIVE

BRAMPTON ONTARIO

PROJECT ARCHITECT:	B.GRAZIANI
ASSISTANT DESIGNER:	R.LINCOLN
DRAWN BY:	F.C/M.B
CHECKED BY:	D.BIASE/G.COLANGELO
PLOT DATE:	AUG.06.2020
JOB #	1331.15

GROUND FLOOR PLAN
BUILDING A (PARTIAL PLAN)

1:50

A-301a1

TITLEBLOCK SIZE: 915 x 1200

KEY PLAN

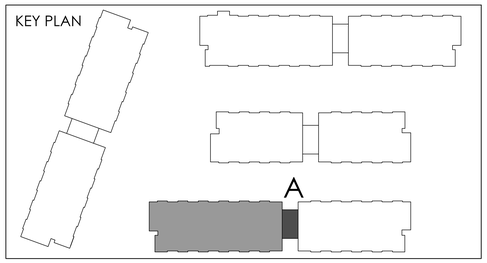

REF.A301d1 FOR CONTINUATION

1ST FLOOR LOBBY ENTRANCE BUILDING B

THIS DRAWING, AS AN INSTRUMENT OF SERVICE, IS PROVIDED BY AND IS THE PROPERTY OF GRAZIANI+CORAZZA ARCHITECTS INC. THE CONTRACTOR MUST VERIFY AND ACCEPT RESPONSIBILITY FOR ALL DIMENSIONS AND CONDITIONS ON SITE AND MUST NOTIFY GRAZIANI+CORAZZA ARCHITECTS INC. OF ANY VARIATIONS FROM THE SUPPLIED INFORMATION. GRAZIANI+CORAZZA ARCHITECTS INC. IS NOT RESPONSIBLE FOR THE ACCURACY OF SURVEY, STRUCTURAL, MECHANICAL, ELECTRICAL, AND OTHER ENGINEERING INFORMATION SHOWN ON THIS DRAWING. REFER TO THE APPROPRIATE ENGINEERING DRAWINGS BEFORE PROCEEDING WITH THE WORK. CONSTRUCTION MUST CONFORM TO ALL APPLICABLE CODES AND REQUIREMENTS OF THE AUTHORITIES HAVING JURISDICTION. UNLESS OTHERWISE NOTED, NO INVESTIGATION HAS BEEN UNDERTAKEN OR REPORTED ON BY THIS OFFICE IN REGARDS TO THE ENVIRONMENTAL CONDITION OF THIS SITE.

THIS DRAWING IS NOT TO BE SCALED. ALL ARCHITECTURAL SYMBOLS INDICATED ON THIS DRAWING ARE GRAPHIC REPRESENTATIONS ONLY.

CONDITIONS FOR ELECTRONIC INFORMATION TRANSFER:

ELECTRONIC INFORMATION IS SUPPLIED TO THE OTHER ASSOCIATED FIRMS TO ASSIST THEM IN THE EXECUTION OF THEIR WORK / REVIEW. THE RECIPIENT FIRMS MUST DETERMINE THE COMPLETENESS / APPROPRIATENESS / RELEVANCE OF THE INFORMATION IN RESPECT TO THEIR PARTICULAR RESPONSIBILITY.

GRAZIANI+CORAZZA ARCHITECTS INC. SHALL NOT BE RESPONSIBLE FOR:
1. ERRORS, OMISSIONS, INCOMPLETENESS DUE TO LOSS OF INFORMATION IN WHOLE OR PART WHEN INFORMATION IS TRANSFERRED.
2. TRANSMISSION OF ANY VIRUS OR DAMAGE TO THE RECEIVING ELECTRONIC SYSTEM WHEN INFORMATION IS TRANSFERRED.

01. Oct.07.2019 issued for tender
02. Mar.13.2020 issued for design coordination #2
03. Mar.16.2020 issued for addendum #2
04. Mar.16.2020 issued for addendum #3

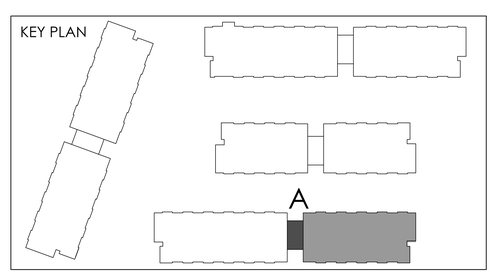

01. SEP 18, 2019 Issued for Adendum 1
issued for revisions

GRAZIANI CORAZZA ARCHITECTS
1320 DAVISON DRIVE, SUITE 100 MISSISSAUGA, ONTARIO L4W 1C3
T.905.795.2601 F.905.795.2644 WWW.GC-ARCHITECTS.COM

RESIDENTIAL

ATTMAR + PALLESCHI DRIVE

BRAMPTON	ONTARIO
PROJECT ARCHITECT:	B.GRAZIANI
ASSISTANT DESIGNER:	R.LINCOLN
DRAWN BY:	F.C./M.B
CHECKED BY:	D.BIASE/G.COLANGELO
PLOT DATE:	AUG.06.2020
JOB #	1331.15

GROUND FLOOR PLAN
BUILDING A (PARTIAL PLAN)

1:50 A-301a2

TITLEBLOCK SIZE: 915 x 1200

THIS DRAWING, AS AN INSTRUMENT OF SERVICE, IS PROVIDED BY AND IS THE PROPERTY OF GRAZIANI+CORAZZA ARCHITECTS INC. THE CONTRACTOR MUST VERIFY AND ACCEPT RESPONSIBILITY FOR ALL DIMENSIONS AND CONDITIONS ON SITE AND MUST NOTIFY GRAZIANI+CORAZZA ARCHITECTS INC. OF ANY VARIATIONS FROM THE SUPPLIED INFORMATION. GRAZIANI+CORAZZA ARCHITECTS INC. IS NOT RESPONSIBLE FOR THE ACCURACY OF SURVEY, STRUCTURAL, MECHANICAL, ELECTRICAL, AND OTHER ENGINEERING INFORMATION SHOWN ON THIS DRAWING. REFER TO THE APPROPRIATE ENGINEERING DRAWINGS BEFORE PROCEEDING WITH THE WORK. CONSTRUCTION MUST CONFORM TO ALL APPLICABLE CODES AND REQUIREMENTS OF THE AUTHORITIES HAVING JURISDICTION. UNLESS OTHERWISE NOTED, NO INVESTIGATION HAS BEEN UNDERTAKEN OR REPORTED ON BY THIS OFFICE IN REGARDS TO THE ENVIRONMENTAL CONDITION OF THIS SITE.

THIS DRAWING IS NOT TO BE SCALED. ALL ARCHITECTURAL SYMBOLS INDICATED ON THIS DRAWING ARE GRAPHIC REPRESENTATIONS ONLY.

CONDITIONS FOR ELECTRONIC INFORMATION TRANSFER:

ELECTRONIC INFORMATION IS SUPPLIED TO THE OTHER ASSOCIATED FIRMS TO ASSIST THEM IN THE EXECUTION OF THEIR WORK / REVIEW. THE RECIPIENT FIRMS MUST DETERMINE THE COMPLETENESS / APPROPRIATENESS / RELEVANCE OF THE INFORMATION IN RESPECT TO THEIR PARTICULAR RESPONSIBILITY.

GRAZIANI+CORAZZA ARCHITECTS INC. SHALL NOT BE RESPONSIBLE FOR:
1. ERRORS, OMISSIONS, INCOMPLETENESS DUE TO LOSS OF INFORMATION IN WHOLE OR PART WHEN INFORMATION IS TRANSFERRED.
2. TRANSMISSION OF ANY VIRUS OR DAMAGE TO THE RECEIVING ELECTRONIC SYSTEM WHEN INFORMATION IS TRANSFERRED.

REF. A302d2 FOR CONTINUATION

01. Oct.07.2019 issued for tender
02. Mar.13.2020 issued for design coordination #2
03. Mar.16.2020 issued for addendum #2
04. Mar.16.2020 issued for addendum #3

01. SEP 18, 2019 Issued for Adendum 1

issued for revisions

GRAZIANI CORAZZA ARCHITECTS
1320 DAWSON DRIVE, SUITE 100 MISSISSAUGA, ONTARIO L4W 1C3
T.905.795.2601 F.905.795.2644 WWW.GC-ARCHITECTS.COM

RESIDENTIAL

ATTMAR + PALLESCHI DRIVE
BRAMPTON ONTARIO

PROJECT ARCHITECT:	B.GRAZIANI
ASSISTANT DESIGNER:	R.LINCOLN
DRAWN BY:	F.C/M.B
CHECKED BY:	D.BIASE/G.COLANGELO
PLOT DATE:	AUG.06.2020
JOB #	1331.15

SECOND FLOOR PLAN
BUILDING A (PARTIAL PLAN)

1:50 A-302a1

TITLEBLOCK SIZE: 915 x 1200

KEY PLAN

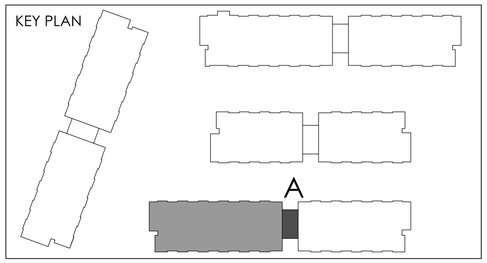

REF.A302d1 FOR CONTINUATION

THIS DRAWING, AS AN INSTRUMENT OF SERVICE, IS PROVIDED BY AND IS THE PROPERTY OF GRAZIANI+CORAZZA ARCHITECTS INC. THE CONTRACTOR MUST VERIFY AND ACCEPT RESPONSIBILITY FOR ALL DIMENSIONS AND CONDITIONS ON SITE AND MUST NOTIFY GRAZIANI+CORAZZA ARCHITECTS INC. OF ANY VARIATIONS FROM THE SUPPLIED INFORMATION. GRAZIANI+CORAZZA ARCHITECTS INC. IS NOT RESPONSIBLE FOR THE ACCURACY OF SURVEY, STRUCTURAL, MECHANICAL, ELECTRICAL, AND OTHER ENGINEERING INFORMATION SHOWN ON THIS DRAWING. REFER TO THE APPROPRIATE ENGINEERING DRAWINGS BEFORE PROCEEDING WITH THE WORK. CONSTRUCTION MUST CONFORM TO ALL APPLICABLE CODES AND REQUIREMENTS OF THE AUTHORITIES HAVING JURISDICTION. UNLESS OTHERWISE NOTED, NO INVESTIGATION HAS BEEN UNDERTAKEN OR REPORTED ON BY THIS OFFICE IN REGARDS TO THE ENVIRONMENTAL CONDITION OF THIS SITE.

THIS DRAWING IS NOT TO BE SCALED. ALL ARCHITECTURAL SYMBOLS INDICATED ON THIS DRAWING ARE GRAPHIC REPRESENTATIONS ONLY.

CONDITIONS FOR ELECTRONIC INFORMATION TRANSFER:

ELECTRONIC INFORMATION IS SUPPLIED TO THE OTHER ASSOCIATED FIRMS TO ASSIST THEM IN THE EXECUTION OF THEIR WORK / REVIEW. THE RECIPIENT FIRMS MUST DETERMINE THE COMPLETENESS / APPROPRIATENESS / RELEVANCE OF THE INFORMATION IN RESPECT TO THEIR PARTICULAR RESPONSIBILITY.

GRAZIANI+CORAZZA ARCHITECTS INC. SHALL NOT BE RESPONSIBLE FOR:
1. ERRORS, OMISSIONS, INCOMPLETENESS DUE TO LOSS OF INFORMATION IN WHOLE OR PART WHEN INFORMATION IS TRANSFERRED.
2. TRANSMISSION OF ANY VIRUS OR DAMAGE TO THE RECEIVING ELECTRONIC SYSTEM WHEN INFORMATION IS TRANSFERRED.

01. Oct.07.2019 issued for tender
02. Mar.13.2020 issued for design coordination #2
03. Mar.16.2020 issued for addendum #2
04. Mar.16.2020 issued for addendum #3

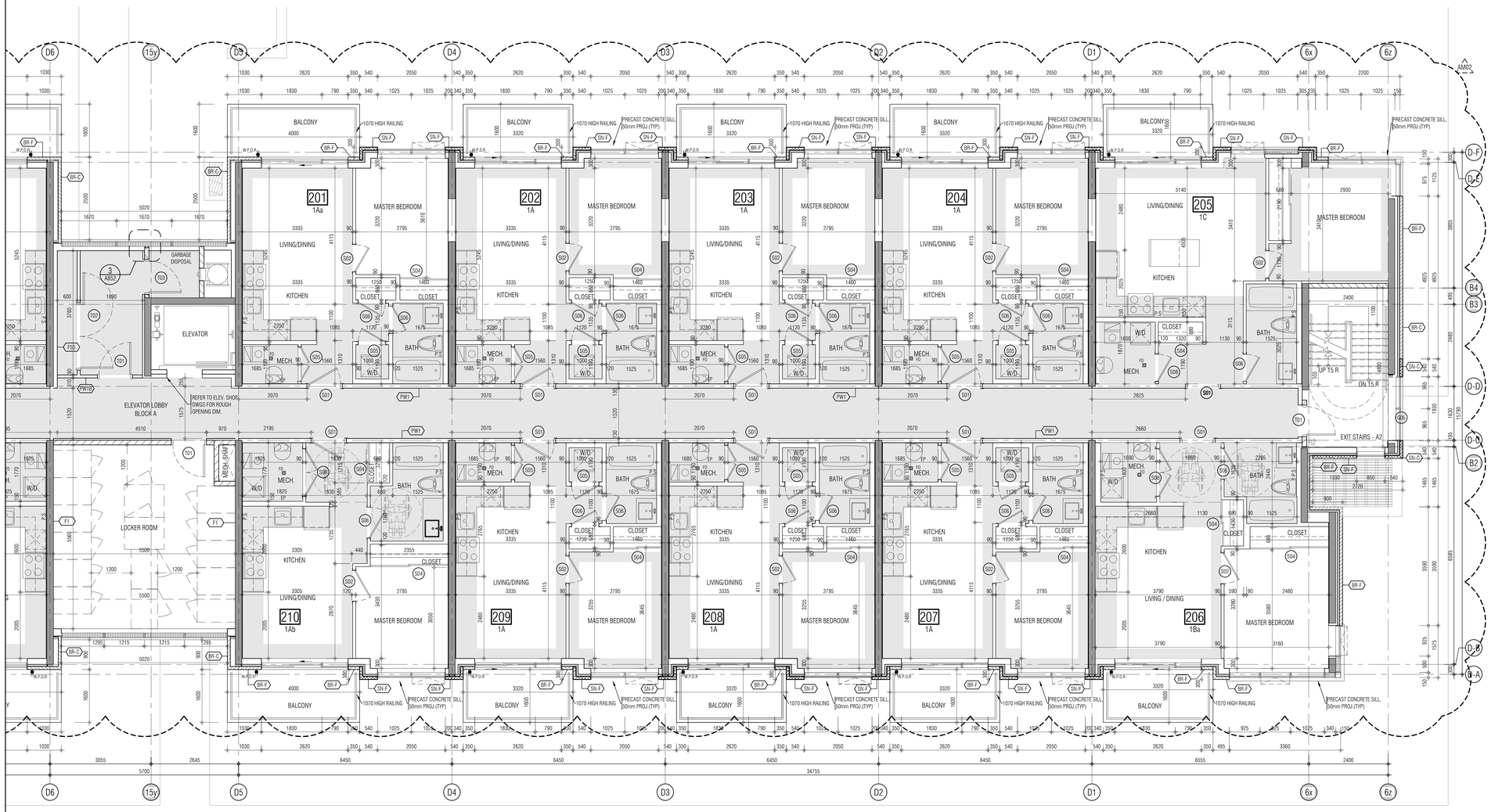

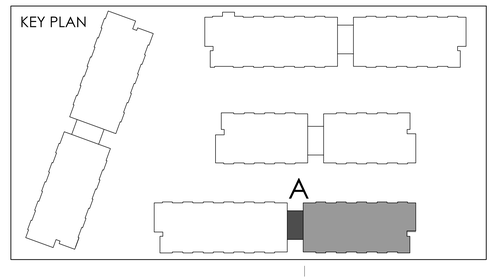

01. SEP 18, 2019 Issued for Addendum 1
issued for revisions

GRAZIANI + CORAZZA ARCHITECTS
1320 SHERIDON DRIVE SUITE 100 MISSISSAUGA, ONTARIO L4W 1C3
T.905.795.2601 F.905.795.2644 WWW.GC-ARCHITECTS.COM

RESIDENTIAL

ROYAL PINE

ATTMAR + PALLESCHI DRIVE

BRAMPTON	ONTARIO
PROJECT ARCHITECT:	B.GRAZIANI
ASSISTANT DESIGNER:	R.LINCOLN
DRAWN BY:	F.C./M.B
CHECKED BY:	D.BIASE/G.COLANGELO
PLOT DATE:	AUG.06.2020
JOB #	1331.15

SECOND FLOOR PLAN
BUILDING A (PARTIAL PLAN)

1:50

A-302a2

TITLEBLOCK SIZE: 915 x 1200

THIS DRAWING, AS AN INSTRUMENT OF SERVICE, IS PROVIDED BY AND IS THE PROPERTY OF GRAZIANI+CORAZZA ARCHITECTS INC. THE CONTRACTOR MUST VERIFY AND ACCEPT RESPONSIBILITY FOR ALL DIMENSIONS AND CONDITIONS ON SITE AND MUST NOTIFY GRAZIANI+CORAZZA ARCHITECTS INC. OF ANY VARIATIONS FROM THE SUPPLIED INFORMATION. GRAZIANI+CORAZZA ARCHITECTS INC. IS NOT RESPONSIBLE FOR THE ACCURACY OF SURVEY, STRUCTURAL, MECHANICAL, ELECTRICAL, AND OTHER ENGINEERING INFORMATION SHOWN ON THIS DRAWING. REFER TO THE APPROPRIATE ENGINEERING DRAWINGS BEFORE PROCEEDING WITH THE WORK. CONSTRUCTION MUST CONFORM TO ALL APPLICABLE CODES AND REQUIREMENTS OF THE AUTHORITIES HAVING JURISDICTION. UNLESS OTHERWISE NOTED, NO INVESTIGATION HAS BEEN UNDERTAKEN OR REPORTED ON BY THIS OFFICE IN REGARDS TO THE ENVIRONMENTAL CONDITION OF THIS SITE.

THIS DRAWING IS NOT TO BE SCALED. ALL ARCHITECTURAL SYMBOLS INDICATED ON THIS DRAWING ARE GRAPHIC REPRESENTATIONS ONLY.

CONDITIONS FOR ELECTRONIC INFORMATION TRANSFER:

ELECTRONIC INFORMATION IS SUPPLIED TO THE OTHER ASSOCIATED FIRMS TO ASSIST THEM IN THE EXECUTION OF THEIR WORK / REVIEW. THE RECIPIENT FIRMS MUST DETERMINE THE COMPLETENESS / APPROPRIATENESS / RELEVANCE OF THE INFORMATION IN RESPECT TO THEIR PARTICULAR RESPONSIBILITY.

GRAZIANI+CORAZZA ARCHITECTS INC. SHALL NOT BE RESPONSIBLE FOR:
1. ERRORS, OMISSIONS, INCOMPLETENESS DUE TO LOSS OF INFORMATION IN WHOLE OR PART WHEN INFORMATION IS TRANSFERRED.
2. TRANSMISSION OF ANY VIRUS OR DAMAGE TO THE RECEIVING ELECTRONIC SYSTEM WHEN INFORMATION IS TRANSFERRED.

REF.A303d2 FOR CONTINUATION

01. Oct.07.2019 issued for tender
02. Mar.13.2020 issued for design coordination #2
03. Mar.16.2020 issued for addendum #2
04. Mar.16.2020 issued for addendum #3

01. SEP 18, 2019 Issued for Adendum 1

issued for revisions

GRAZIANI CORAZZA ARCHITECTS
1320 SHARON DRIVE, SUITE 100, MISSISSAUGA, ONTARIO, L4W 1C3
T.905.795.2601 F.905.795.2644 WWW.GC-ARCHITECTS.COM

RESIDENTIAL

ROYAL PINE

ATTMAR + PALLESCHI DRIVE

BRAMPTON	ONTARIO
PROJECT ARCHITECT:	B.GRAZIANI
ASSISTANT DESIGNER:	R.LINCOLN
DRAWN BY:	F.C/M.B
CHECKED BY:	D.BIASE/G.COLANGELO
PLOT DATE:	AUG.06.2020
JOB #	1331.15

THIRD FLOOR PLAN
BUILDING A (PARTIAL PLAN)

1:50

A-303a1

TITLEBLOCK SIZE: 915 x 1200

KEY PLAN

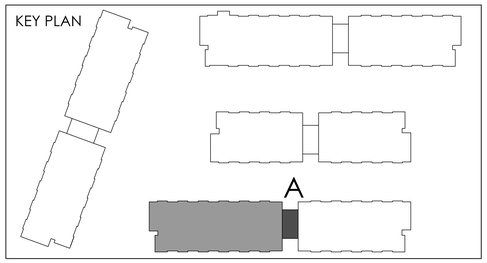

REF.A303d1 FOR CONTINUATION

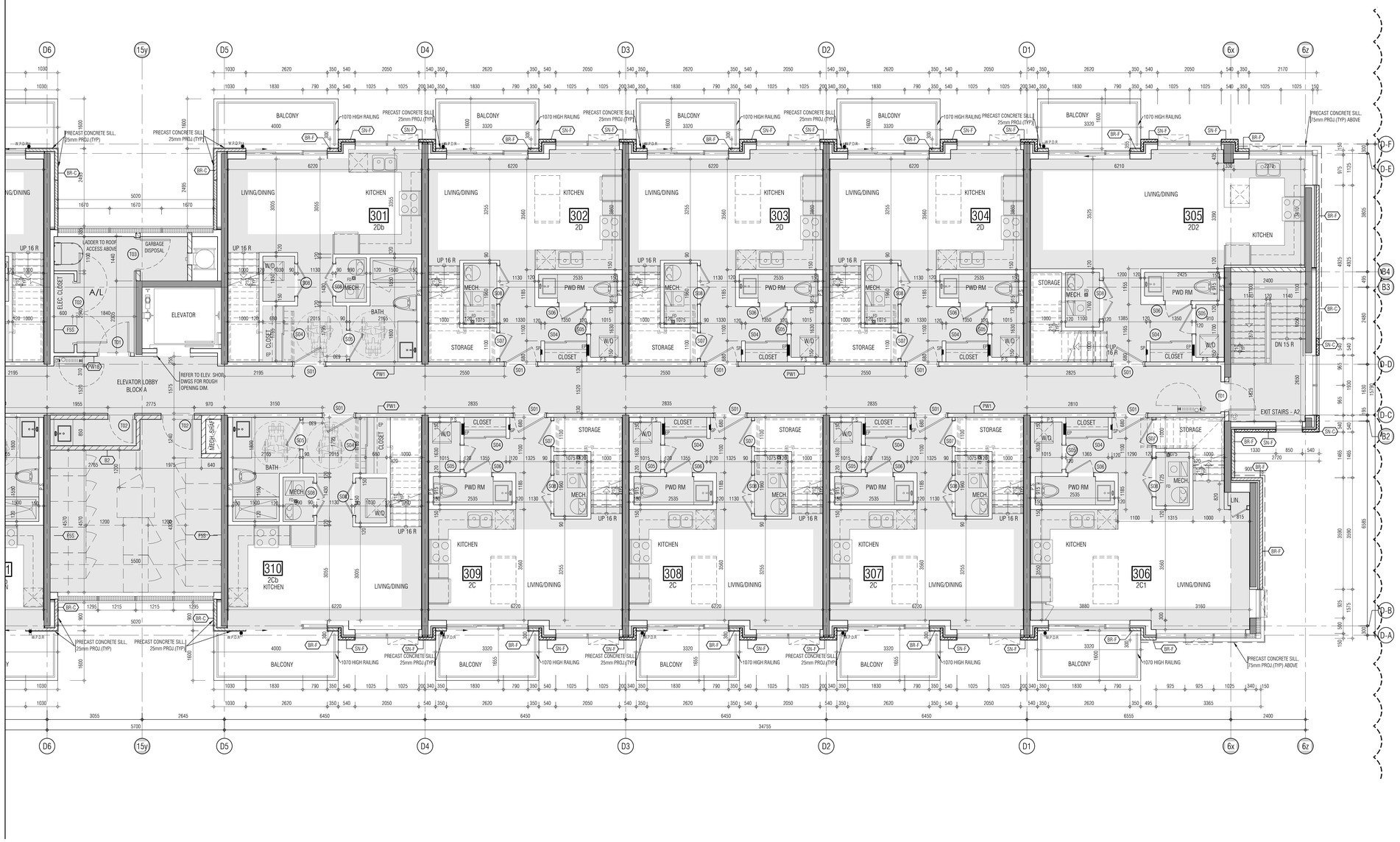

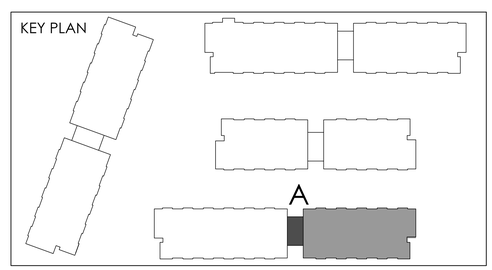

THIS DRAWING, AS AN INSTRUMENT OF SERVICE, IS PROVIDED BY AND IS THE PROPERTY OF GRAZIANI+CORAZZA ARCHITECTS INC. THE CONTRACTOR MUST VERIFY AND ACCEPT RESPONSIBILITY FOR ALL DIMENSIONS AND CONDITIONS ON SITE AND MUST NOTIFY GRAZIANI+CORAZZA ARCHITECTS INC. OF ANY VARIATIONS FROM THE SUPPLIED INFORMATION. GRAZIANI+CORAZZA ARCHITECTS INC. IS NOT RESPONSIBLE FOR THE ACCURACY OF SURVEY, STRUCTURAL, MECHANICAL, ELECTRICAL, AND OTHER ENGINEERING INFORMATION SHOWN ON THIS DRAWING. REFER TO THE APPROPRIATE ENGINEERING DRAWINGS BEFORE PROCEEDING WITH THE WORK. CONSTRUCTION MUST CONFORM TO ALL APPLICABLE CODES AND REQUIREMENTS OF THE AUTHORITIES HAVING JURISDICTION. UNLESS OTHERWISE NOTED, NO INVESTIGATION HAS BEEN UNDERTAKEN OR REPORTED ON BY THIS OFFICE IN REGARDS TO THE ENVIRONMENTAL CONDITION OF THIS SITE.

THIS DRAWING IS NOT TO BE SCALED. ALL ARCHITECTURAL SYMBOLS INDICATED ON THIS DRAWING ARE GRAPHIC REPRESENTATIONS ONLY.

CONDITIONS FOR ELECTRONIC INFORMATION TRANSFER:

ELECTRONIC INFORMATION IS SUPPLIED TO THE OTHER ASSOCIATED FIRMS TO ASSIST THEM IN THE EXECUTION OF THEIR WORK / REVIEW. THE RECIPIENT FIRMS MUST DETERMINE THE COMPLETENESS / APPROPRIATENESS / RELEVANCE OF THE INFORMATION IN RESPECT TO THEIR PARTICULAR RESPONSIBILITY.

GRAZIANI+CORAZZA ARCHITECTS INC. SHALL NOT BE RESPONSIBLE FOR:
1. ERRORS, OMISSIONS, INCOMPLETENESS DUE TO LOSS OF INFORMATION IN WHOLE OR PART WHEN INFORMATION IS TRANSFERRED.
2. TRANSMISSION OF ANY VIRUS OR DAMAGE TO THE RECEIVING ELECTRONIC SYSTEM WHEN INFORMATION IS TRANSFERRED.

01. Oct.07.2019 issued for tender
02. Mar.13.2020 issued for design coordination #2
03. Mar.16.2020 issued for addendum #2
04. Mar.16.2020 issued for addendum #3

01. SEP 18, 2019 Issued for Adendum 1

issued for revisions

GRAZIANI + CORAZZA ARCHITECTS
1320 SHARON DRIVE SUITE 100 MISSISSAUGA, ONTARIO L4W 1C3
T.905.795.2601 F.905.795.2644 WWW.GC-ARCHITECTS.COM

RESIDENTIAL

ROYAL PINE

ATTMAR + PALLESCHI DRIVE

BRAMPTON	ONTARIO
PROJECT ARCHITECT:	B.GRAZIANI
ASSISTANT DESIGNER:	R.LINCOLN
DRAWN BY:	F.C/M.B
CHECKED BY:	D.BIASE/G.COLANGELO
PLOT DATE:	AUG.06.2020
JOB #	1331.15

THIRD FLOOR PLAN
BUILDING A (PARTIAL PLAN)

1:50

A-303a2

TITLEBLOCK SIZE: 915 x 1200

THIS DRAWING, AS AN INSTRUMENT OF SERVICE, IS PROVIDED BY AND IS THE PROPERTY OF GRAZIANI+CORAZZA ARCHITECTS INC. THE CONTRACTOR MUST VERIFY AND ACCEPT RESPONSIBILITY FOR ALL DIMENSIONS AND CONDITIONS ON SITE AND MUST NOTIFY GRAZIANI+CORAZZA ARCHITECTS INC. OF ANY VARIATIONS FROM THE SUPPLIED INFORMATION. GRAZIANI+CORAZZA ARCHITECTS INC. IS NOT RESPONSIBLE FOR THE ACCURACY OF SURVEY, STRUCTURAL, MECHANICAL, ELECTRICAL, AND OTHER ENGINEERING INFORMATION SHOWN ON THIS DRAWING. REFER TO THE APPROPRIATE ENGINEERING DRAWINGS BEFORE PROCEEDING WITH THE WORK. CONSTRUCTION MUST CONFORM TO ALL APPLICABLE CODES AND REQUIREMENTS OF THE AUTHORITIES HAVING JURISDICTION. UNLESS OTHERWISE NOTED, NO INVESTIGATION HAS BEEN UNDERTAKEN OR REPORTED ON BY THIS OFFICE IN REGARDS TO THE ENVIRONMENTAL CONDITION OF THIS SITE.

THIS DRAWING IS NOT TO BE SCALED. ALL ARCHITECTURAL SYMBOLS INDICATED ON THIS DRAWING ARE GRAPHIC REPRESENTATIONS ONLY.

CONDITIONS FOR ELECTRONIC INFORMATION TRANSFER:

ELECTRONIC INFORMATION IS SUPPLIED TO THE OTHER ASSOCIATED FIRMS TO ASSIST THEM IN THE EXECUTION OF THEIR WORK / REVIEW. THE RECIPIENT FIRMS MUST DETERMINE THE COMPLETENESS / APPROPRIATENESS / RELEVANCE OF THE INFORMATION IN RESPECT TO THEIR PARTICULAR RESPONSIBILITY.

GRAZIANI+CORAZZA ARCHITECTS INC. SHALL NOT BE RESPONSIBLE FOR:
1. ERRORS, OMISSIONS, INCOMPLETENESS DUE TO LOSS OF INFORMATION IN WHOLE OR PART WHEN INFORMATION IS TRANSFERRED.
2. TRANSMISSION OF ANY VIRUS OR DAMAGE TO THE RECEIVING ELECTRONIC SYSTEM WHEN INFORMATION IS TRANSFERRED.

REF. A304d2 FOR CONTINUATION

01.	Oct.07.2019	issued for tender
02.	Mar.13.2020	issued for design coordination #2
03.	Mar.16.2020	issued for addendum #2
04.	Mar.16.2020	issued for addendum #3

issued for revisions

GRAZIANI + CORAZZA ARCHITECTS
1320 SHAWSON DRIVE, SUITE 100 MISSISSAUGA, ONTARIO L4W 1C3
T 905.795.2601 F 905.795.2644 WWW.GC-ARCHITECTS.COM

RESIDENTIAL

ATTMAR + PALLESCHI DRIVE

BRAMPTON ONTARIO

PROJECT ARCHITECT:	B.GRAZIANI
ASSISTANT DESIGNER:	R.LINCOLN
DRAWN BY:	F.C/M.B
CHECKED BY:	D.BIASE/G.COLANGELO
PLOT DATE:	AUG.06.2020
JOB #	1331.15

FORTH FLOOR PLAN
BUILDING A (PARTIAL PLAN)

1:50

A-304a1

TITLEBLOCK SIZE: 915 x 1200

KEY PLAN

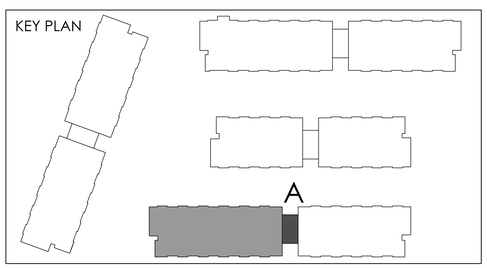

REF.A30401 FOR CONTINUATION

THIS DRAWING, AS AN INSTRUMENT OF SERVICE, IS PROVIDED BY AND IS THE PROPERTY OF GRAZIANI+CORAZZA ARCHITECTS INC. THE CONTRACTOR MUST VERIFY AND ACCEPT RESPONSIBILITY FOR ALL DIMENSIONS AND CONDITIONS ON SITE AND MUST NOTIFY GRAZIANI+CORAZZA ARCHITECTS INC. OF ANY VARIATIONS FROM THE SUPPLIED INFORMATION. GRAZIANI+CORAZZA ARCHITECTS INC. IS NOT RESPONSIBLE FOR THE ACCURACY OF SURVEY, STRUCTURAL, MECHANICAL, ELECTRICAL, AND OTHER ENGINEERING INFORMATION SHOWN ON THIS DRAWING. REFER TO THE APPROPRIATE ENGINEERING DRAWINGS BEFORE PROCEEDING WITH THE WORK. CONSTRUCTION MUST CONFORM TO ALL APPLICABLE CODES AND REQUIREMENTS OF THE AUTHORITIES HAVING JURISDICTION. UNLESS OTHERWISE NOTED, NO INVESTIGATION HAS BEEN UNDERTAKEN OR REPORTED ON BY THIS OFFICE IN REGARDS TO THE ENVIRONMENTAL CONDITION OF THIS SITE.

THIS DRAWING IS NOT TO BE SCALED. ALL ARCHITECTURAL SYMBOLS INDICATED ON THIS DRAWING ARE GRAPHIC REPRESENTATIONS ONLY.

CONDITIONS FOR ELECTRONIC INFORMATION TRANSFER:

ELECTRONIC INFORMATION IS SUPPLIED TO THE OTHER ASSOCIATED FIRMS TO ASSIST THEM IN THE EXECUTION OF THEIR WORK / REVIEW. THE RECIPIENT FIRMS MUST DETERMINE THE COMPLETENESS / APPROPRIATENESS / RELEVANCE OF THE INFORMATION IN RESPECT TO THEIR PARTICULAR RESPONSIBILITY.

GRAZIANI+CORAZZA ARCHITECTS INC. SHALL NOT BE RESPONSIBLE FOR:
1. ERRORS, OMISSIONS, INCOMPLETENESS DUE TO LOSS OF INFORMATION IN WHOLE OR PART WHEN INFORMATION IS TRANSFERRED.
2. TRANSMISSION OF ANY VIRUS OR DAMAGE TO THE RECEIVING ELECTRONIC SYSTEM WHEN INFORMATION IS TRANSFERRED.

01. Oct.07.2019 issued for tender
02. Mar.13.2020 issued for design coordination #2
03. Mar.16.2020 issued for addendum #2
04. Mar.16.2020 issued for addendum #3

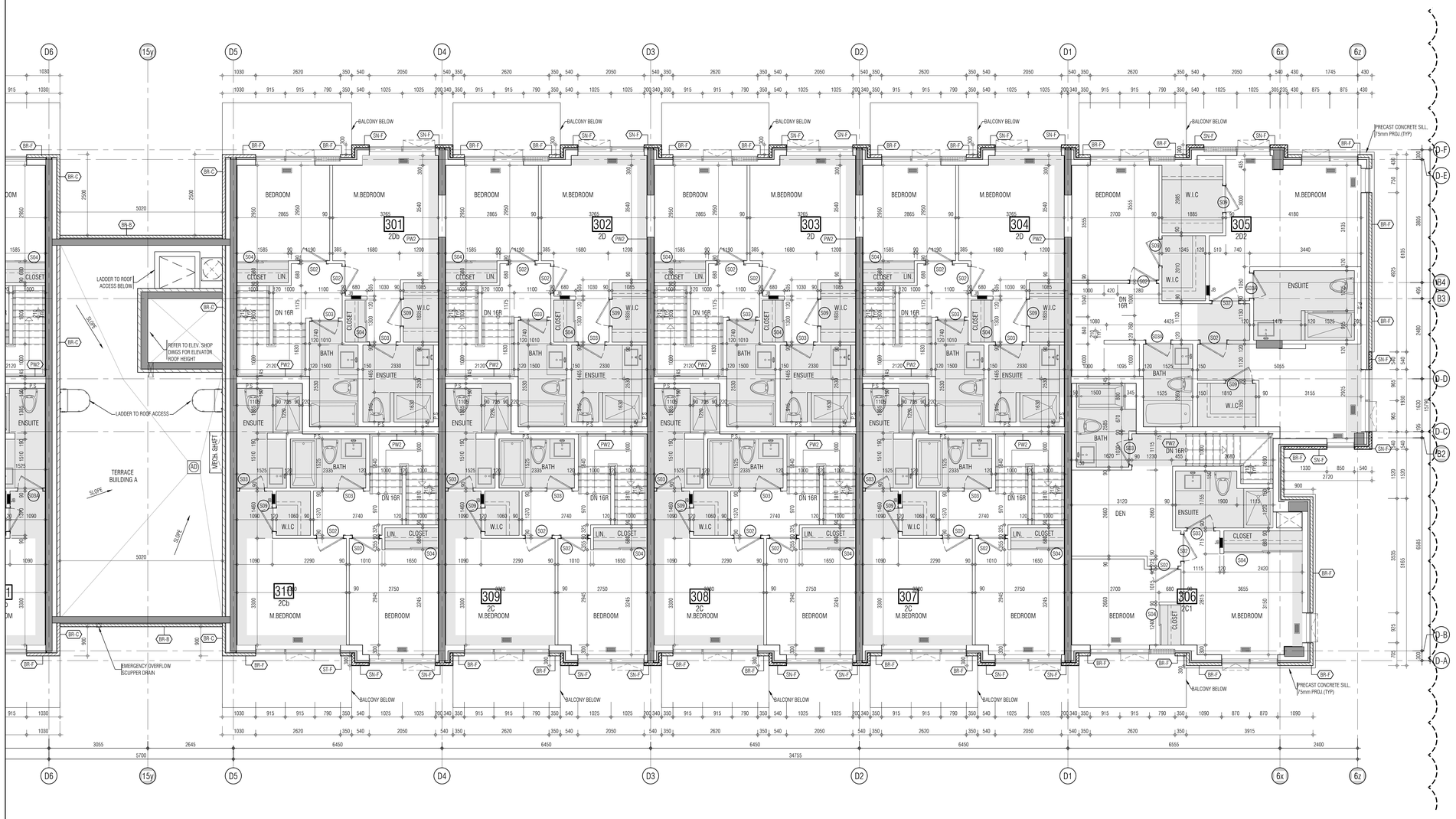

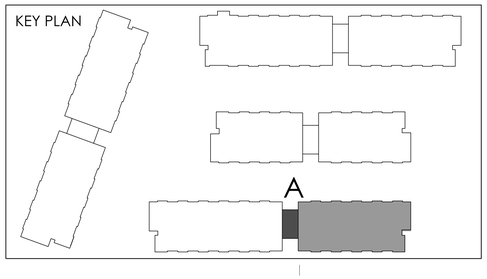

issued for revisions

GRAZIANI + CORAZZA ARCHITECTS
1320 SHARON DRIVE, SUITE 100 MISSISSAUGA, ONTARIO L4W 1C3
T.905.795.2601 F.905.795.2644 WWW.GC-ARCHITECTS.COM

RESIDENTIAL

ATTMAR + PALLESCHI DRIVE

BRAMPTON ONTARIO

PROJECT ARCHITECT:	B.GRAZIANI
ASSISTANT DESIGNER:	R.LINCOLN
DRAWN BY:	F.C/M.B
CHECKED BY:	D.BIASE/G.COLANGELO
PLOT DATE:	AUG.06.2020
JOB #:	1331.15

FORTH FLOOR PLAN
BUILDING A (PARTIAL PLAN)

1:50

A-304a2

TITLEBLOCK SIZE: 915 x 1200

THIS DRAWING, AS AN INSTRUMENT OF SERVICE, IS PROVIDED BY AND IS THE PROPERTY OF GRAZIANI+CORAZZA ARCHITECTS INC. THE CONTRACTOR MUST VERIFY AND ACCEPT RESPONSIBILITY FOR ALL DIMENSIONS AND CONDITIONS ON SITE AND MUST NOTIFY GRAZIANI+CORAZZA ARCHITECTS INC. OF ANY VARIATIONS FROM THE SUPPLIED INFORMATION. GRAZIANI+CORAZZA ARCHITECTS INC. IS NOT RESPONSIBLE FOR THE ACCURACY OF SURVEY, STRUCTURAL, MECHANICAL, ELECTRICAL, AND OTHER ENGINEERING INFORMATION SHOWN ON THIS DRAWING. REFER TO THE APPROPRIATE ENGINEERING DRAWINGS BEFORE PROCEEDING WITH THE WORK. CONSTRUCTION MUST CONFORM TO ALL APPLICABLE CODES AND REQUIREMENTS OF THE AUTHORITIES HAVING JURISDICTION. UNLESS OTHERWISE NOTED, NO INVESTIGATION HAS BEEN UNDERTAKEN OR REPORTED ON BY THIS OFFICE IN REGARDS TO THE ENVIRONMENTAL CONDITION OF THIS SITE.

THIS DRAWING IS NOT TO BE SCALED. ALL ARCHITECTURAL SYMBOLS INDICATED ON THIS DRAWING ARE GRAPHIC REPRESENTATIONS ONLY.

CONDITIONS FOR ELECTRONIC INFORMATION TRANSFER:

ELECTRONIC INFORMATION IS SUPPLIED TO THE OTHER ASSOCIATED FIRMS TO ASSIST THEM IN THE EXECUTION OF THEIR WORK / REVIEW. THE RECIPIENT FIRMS MUST DETERMINE THE COMPLETENESS / APPROPRIATENESS / RELEVANCE OF THE INFORMATION IN RESPECT TO THEIR PARTICULAR RESPONSIBILITY.

GRAZIANI+CORAZZA ARCHITECTS INC. SHALL NOT BE RESPONSIBLE FOR:
1. ERRORS, OMISSIONS, INCOMPLETENESS DUE TO LOSS OF INFORMATION IN WHOLE OR PART WHEN INFORMATION IS TRANSFERRED.
2. TRANSMISSION OF ANY VIRUS OR DAMAGE TO THE RECEIVING ELECTRONIC SYSTEM WHEN INFORMATION IS TRANSFERRED.

REF.A305d2 FOR CONTINUATION

01.	Oct.07.2019	issued for tender
02.	Mar.13.2020	issued for design coordination #2
03.	Mar.16.2020	issued for addendum #2
04.	Mar.16.2020	issued for addendum #3

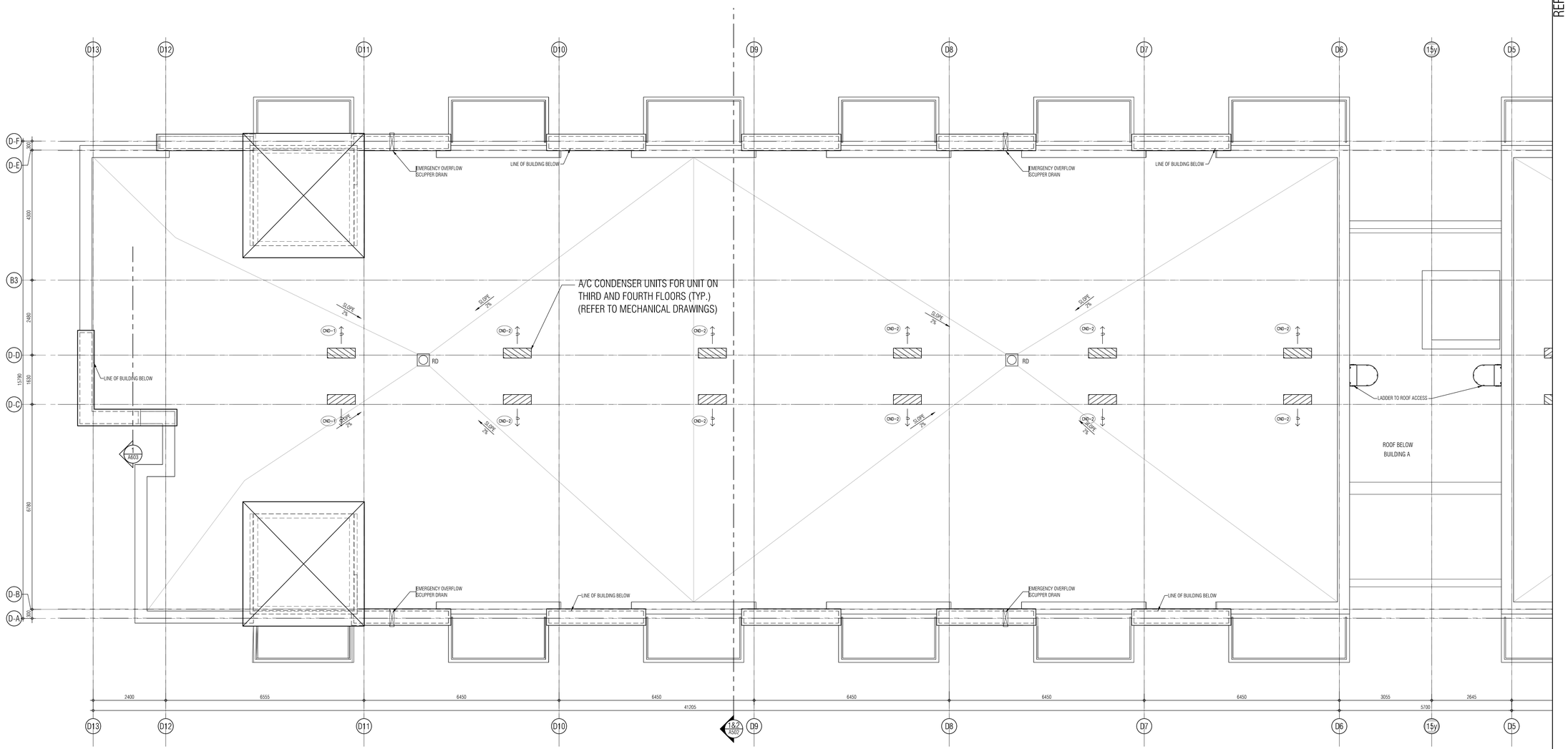

KEY PLAN

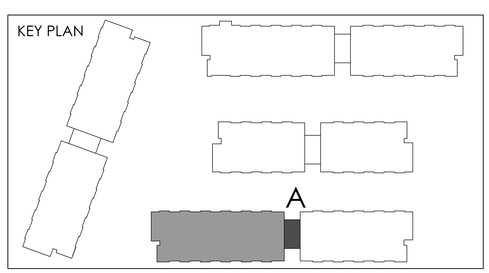

issued for revisions

GRAZIANI CORAZZA ARCHITECTS
1320 DAWSON DRIVE, SUITE 100 MISSISSAUGA, ONTARIO L4W 1C3
T.905.795.2601 F.905.795.2644 WWW.GC-ARCHITECTS.COM

RESIDENTIAL

ROYAL PINE

ATTMAR + PALLESCHI DRIVE

BRAMPTON ONTARIO

PROJECT ARCHITECT:	B.GRAZIANI
ASSISTANT DESIGNER:	R.LINCOLN
DRAWN BY:	F.C/M.B
CHECKED BY:	D.BIASE/G.COLANGELO
PLOT DATE:	AUG.06.2020
JOB #	1331.15

ROOF PLAN
BUILDING A (PARTIAL PLAN)

1:50

A-305a1

TITLEBLOCK SIZE: 915 x 1200

REF.A305d1 FOR CONTINUATION

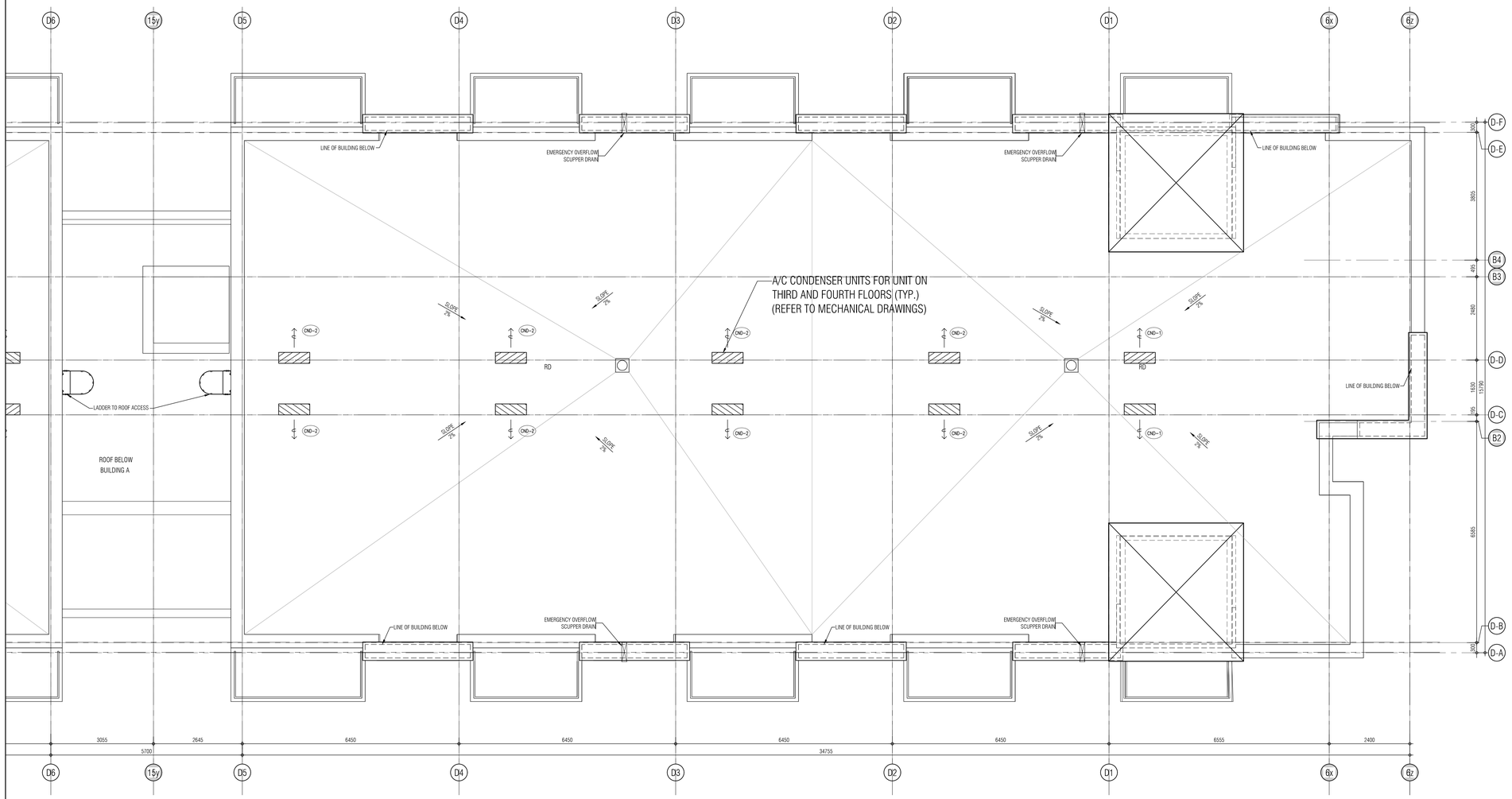

THIS DRAWING, AS AN INSTRUMENT OF SERVICE, IS PROVIDED BY AND IS THE PROPERTY OF GRAZIANI+CORAZZA ARCHITECTS INC. THE CONTRACTOR MUST VERIFY AND ACCEPT RESPONSIBILITY FOR ALL DIMENSIONS AND CONDITIONS ON SITE AND MUST NOTIFY GRAZIANI+CORAZZA ARCHITECTS INC. OF ANY VARIATIONS FROM THE SUPPLIED INFORMATION. GRAZIANI+CORAZZA ARCHITECTS INC. IS NOT RESPONSIBLE FOR THE ACCURACY OF SURVEY, STRUCTURAL, MECHANICAL, ELECTRICAL, AND OTHER ENGINEERING INFORMATION SHOWN ON THIS DRAWING. REFER TO THE APPROPRIATE ENGINEERING DRAWINGS BEFORE PROCEEDING WITH THE WORK. CONSTRUCTION MUST CONFORM TO ALL APPLICABLE CODES AND REQUIREMENTS OF THE AUTHORITIES HAVING JURISDICTION. UNLESS OTHERWISE NOTED, NO INVESTIGATION HAS BEEN UNDERTAKEN OR REPORTED ON BY THIS OFFICE IN REGARDS TO THE ENVIRONMENTAL CONDITION OF THIS SITE.

THIS DRAWING IS NOT TO BE SCALED. ALL ARCHITECTURAL SYMBOLS INDICATED ON THIS DRAWING ARE GRAPHIC REPRESENTATIONS ONLY.

CONDITIONS FOR ELECTRONIC INFORMATION TRANSFER:

ELECTRONIC INFORMATION IS SUPPLIED TO THE OTHER ASSOCIATED FIRMS TO ASSIST THEM IN THE EXECUTION OF THEIR WORK / REVIEW. THE RECIPIENT FIRMS MUST DETERMINE THE COMPLETENESS / APPROPRIATENESS / RELEVANCE OF THE INFORMATION IN RESPECT TO THEIR PARTICULAR RESPONSIBILITY.

GRAZIANI+CORAZZA ARCHITECTS INC. SHALL NOT BE RESPONSIBLE FOR:
1. ERRORS, OMISSIONS, INCOMPLETENESS DUE TO LOSS OF INFORMATION IN WHOLE OR PART WHEN INFORMATION IS TRANSFERRED.
2. TRANSMISSION OF ANY VIRUS OR DAMAGE TO THE RECEIVING ELECTRONIC SYSTEM WHEN INFORMATION IS TRANSFERRED.

01. Oct.07.2019 issued for tender
02. Mar.13.2020 issued for design coordination #2
03. Mar.16.2020 issued for addendum #2
04. Mar.16.2020 issued for addendum #3

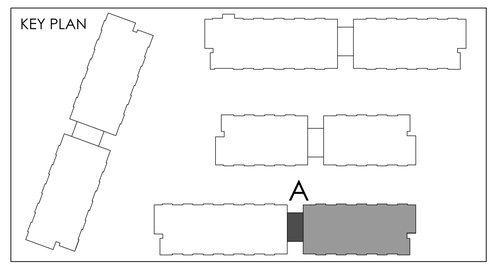

issued for revisions

GRAZIANI + CORAZZA ARCHITECTS
1320 SHERIDAN DRIVE SUITE 100 MISSISSAUGA, ONTARIO L4W 1C3
T.905.795.2601 F.905.795.2644 WWW.GC-ARCHITECTS.COM

RESIDENTIAL

ROYAL PINE

ATTMAR + PALLESCHI DRIVE

BRAMPTON	ONTARIO
PROJECT ARCHITECT:	B.GRAZIANI
ASSISTANT DESIGNER:	R.LINCOLN
DRAWN BY:	F.C/M.B
CHECKED BY:	D.BIASE/G.COLANGELO
PLOT DATE:	AUG.06.2020
JOB #	1331.15

ROOF PLAN
BUILDING A (PARTIAL PLAN)

1:50

A-305a2

TITLEBLOCK SIZE: 915 x 1200

THIS DRAWING, AS AN INSTRUMENT OF SERVICE, IS PROVIDED BY AND IS THE PROPERTY OF GRAZIANI+CORAZZA ARCHITECTS INC. THE CONTRACTOR MUST VERIFY AND ACCEPT RESPONSIBILITY FOR ALL DIMENSIONS AND CONDITIONS ON SITE AND MUST NOTIFY GRAZIANI+CORAZZA ARCHITECTS INC. OF ANY VARIATIONS FROM THE SUPPLIED INFORMATION. GRAZIANI+CORAZZA ARCHITECTS INC. IS NOT RESPONSIBLE FOR THE ACCURACY OF SURVEY. STRUCTURAL, MECHANICAL, ELECTRICAL, AND OTHER ENGINEERING INFORMATION SHOWN ON THIS DRAWING. REFER TO THE APPROPRIATE ENGINEERING DRAWINGS BEFORE PROCEEDING WITH THE WORK. CONSTRUCTION MUST CONFORM TO ALL APPLICABLE CODES AND REQUIREMENTS OF THE AUTHORITIES HAVING JURISDICTION. UNLESS OTHERWISE NOTED, NO INVESTIGATION HAS BEEN UNDERTAKEN OR REPORTED ON BY THIS OFFICE IN REGARDS TO THE ENVIRONMENTAL CONDITION OF THIS SITE.

THIS DRAWING IS NOT TO BE SCALED. ALL ARCHITECTURAL SYMBOLS INDICATED ON THIS DRAWING ARE GRAPHIC REPRESENTATIONS ONLY.

CONDITIONS FOR ELECTRONIC INFORMATION TRANSFER:

ELECTRONIC INFORMATION IS SUPPLIED TO THE OTHER ASSOCIATED FIRMS TO ASSIST THEM IN THE EXECUTION OF THEIR WORK / REVIEW. THE RECIPIENT FIRMS MUST DETERMINE THE COMPLETENESS / APPROPRIATENESS / RELEVANCE OF THE INFORMATION IN RESPECT TO THEIR PARTICULAR RESPONSIBILITY.

GRAZIANI+CORAZZA ARCHITECTS INC. SHALL NOT BE RESPONSIBLE FOR:
1. ERRORS, OMISSIONS, INCOMPLETENESS DUE TO LOSS OF INFORMATION IN WHOLE OR PART WHEN INFORMATION IS TRANSFERRED.
2. TRANSMISSION OF ANY VIRUS OR DAMAGE TO THE RECEIVING ELECTRONIC SYSTEM WHEN INFORMATION IS TRANSFERRED.

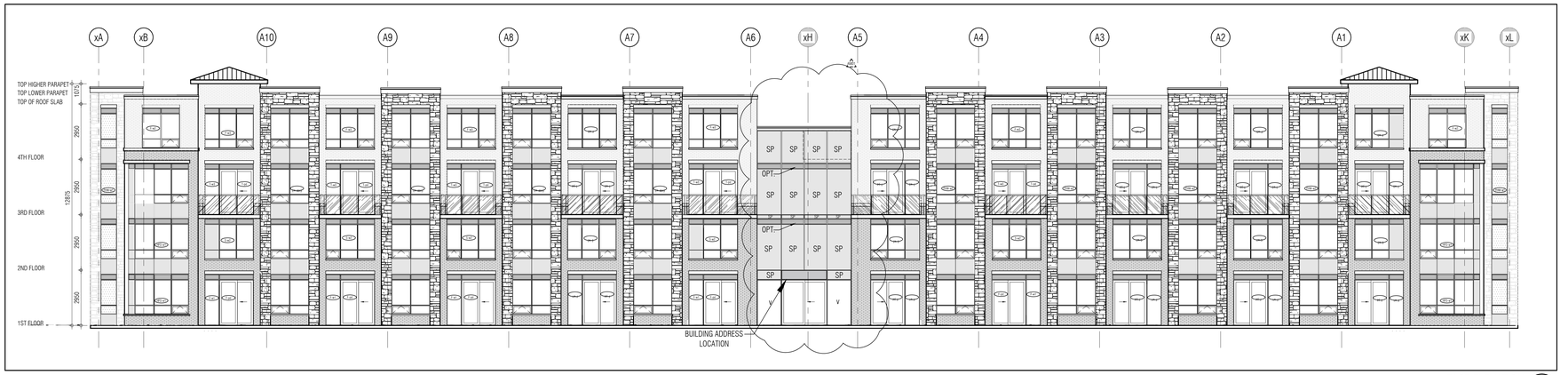

EAST ELEVATION 1 / A401
1:100

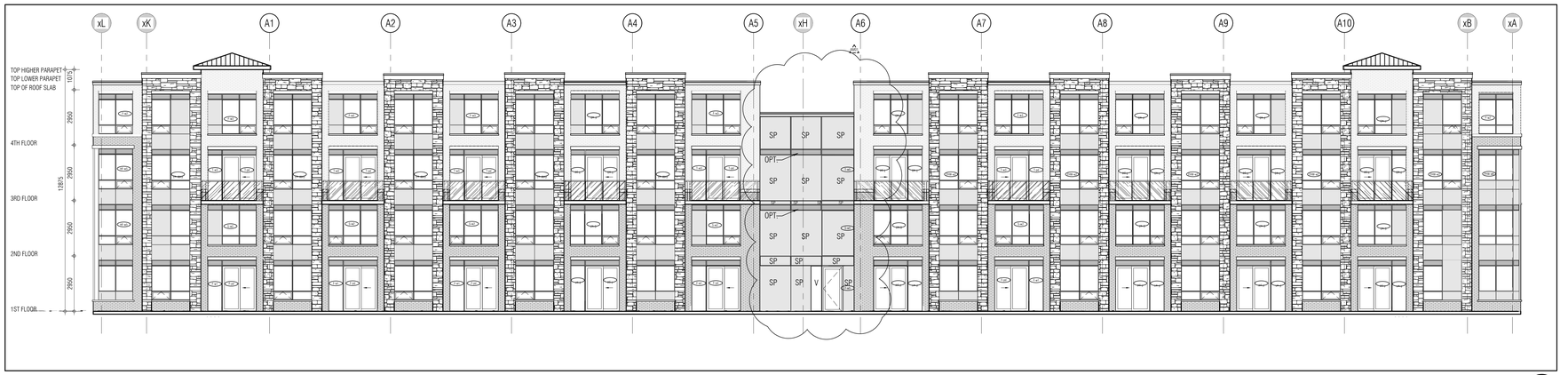

WEST ELEVATION 2 / A401
1:100

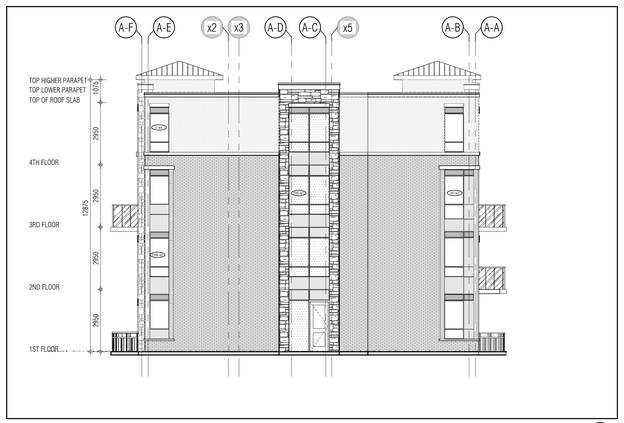

NORTH ELEVATION 3 / A401
1:100

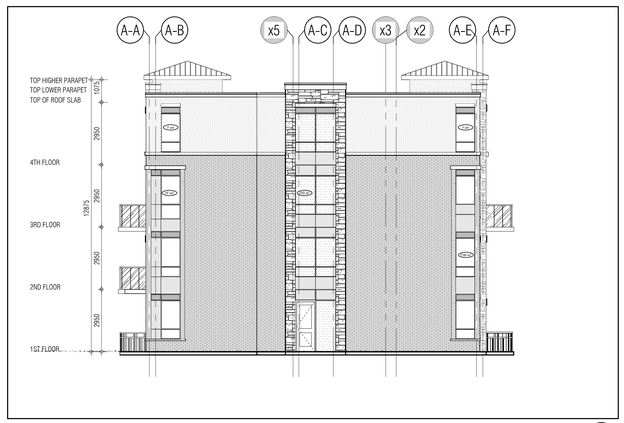

SOUTH ELEVATION 4 / A401
1:100

01.	Oct.07.2019	issued for tender
02.	Mar.13.2020	issued for design coordination #2
03.	Mar.16.2020	issued for addendum #2
04.	Mar.16.2020	issued for addendum #3

issued for revisions

GRAZIANI + CORAZZA ARCHITECTS
1320 SHARISON DRIVE, SUITE 100 MISSISSAUGA, ONTARIO L4W 1C3
T 905.795.2601 F 905.795.2644 WWW.GC-ARCHITECTS.COM

RESIDENTIAL

ROYAL PINE HOMES

ATTMAR + PALLESCHI DRIVE

BRAMPTON ONTARIO

PROJECT ARCHITECT:	B.GRAZIANI
ASSISTANT DESIGNER:	R.LINCOLN
DRAWN BY:	F.C/M.B
CHECKED BY:	D.BIASE/G.COLANGELO
PLOT DATE:	AUG.06.2020
JOB #	1331.15

BUILDING A ELEVATIONS
OVERALL ELVATIONS

1:100 A401

TITLEBLOCK SIZE: 915 x 1200

KEY PLAN

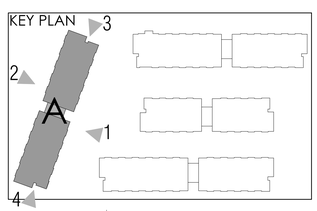

THIS DRAWING, AS AN INSTRUMENT OF SERVICE, IS PROVIDED BY AND IS THE PROPERTY OF GRAZIANI+CORAZZA ARCHITECTS INC. THE CONTRACTOR MUST VERIFY AND ACCEPT RESPONSIBILITY FOR ALL DIMENSIONS AND CONDITIONS ON SITE AND MUST NOTIFY GRAZIANI+CORAZZA ARCHITECTS INC. OF ANY VARIATIONS FROM THE SUPPLIED INFORMATION. GRAZIANI+CORAZZA ARCHITECTS INC. IS NOT RESPONSIBLE FOR THE ACCURACY OF SURVEY, STRUCTURAL, MECHANICAL, ELECTRICAL, AND OTHER ENGINEERING INFORMATION SHOWN ON THIS DRAWING. REFER TO THE APPROPRIATE ENGINEERING DRAWINGS BEFORE PROCEEDING WITH THE WORK. CONSTRUCTION MUST CONFORM TO ALL APPLICABLE CODES AND REQUIREMENTS OF THE AUTHORITIES HAVING JURISDICTION. UNLESS OTHERWISE NOTED, NO INVESTIGATION HAS BEEN UNDERTAKEN OR REPORTED ON BY THIS OFFICE IN REGARDS TO THE ENVIRONMENTAL CONDITION OF THIS SITE.

THIS DRAWING IS NOT TO BE SCALED. ALL ARCHITECTURAL SYMBOLS INDICATED ON THIS DRAWING ARE GRAPHIC REPRESENTATIONS ONLY.

CONDITIONS FOR ELECTRONIC INFORMATION TRANSFER:

ELECTRONIC INFORMATION IS SUPPLIED TO THE OTHER ASSOCIATED FIRMS TO ASSIST THEM IN THE EXECUTION OF THEIR WORK / REVIEW. THE RECIPIENT FIRMS MUST DETERMINE THE COMPLETENESS / APPROPRIATENESS / RELEVANCE OF THE INFORMATION IN RESPECT TO THEIR PARTICULAR RESPONSIBILITY.

GRAZIANI+CORAZZA ARCHITECTS INC. SHALL NOT BE RESPONSIBLE FOR:
1. ERRORS, OMISSIONS, INCOMPLETENESS DUE TO LOSS OF INFORMATION IN WHOLE OR PART WHEN INFORMATION IS TRANSFERRED.
2. TRANSMISSION OF ANY VIRUS OR DAMAGE TO THE RECEIVING ELECTRONIC SYSTEM WHEN INFORMATION IS TRANSFERRED.

01. Oct.07.2019 issued for tender
02. Mar.13.2020 issued for design coordination #2
03. Mar.16.2020 issued for addendum #2
04. Mar.16.2020 issued for addendum #3

REF.2-A-401a1 FOR CONTINUATION

BUILDING A-EAST ELEVATION 1
1:50 A-401a1

REF.1-A-401a1 FOR CONTINUATION

BUILDING A-EAST ELEVATION 2
1:50 A-401a1

MATERIALS LEGEND

GL-1	VISION GLASS	GLASS: CLEAR
GL-2	GLAZED SPANDREL PANEL	
MB	PREFINISHED METAL LOUVRE/GRILLE	
GL-3	VISION GLASS	GLASS: DARK TINTED GLASS
SV	STONE VENEER	
BR-D	BRICK VENEER (DARK)	MEYNOAN BRICK BRUSWICK
BR-L	BRICK VENEER (LIGHT)	MEYNOAN BRICK ADELAIDE SMOOTH IRONSPOT
PC	PRECAST CONCRETE HEADER/SILL	
GR	GLASS RAILING	
PM	PREFINISHED METAL (FLASHING)	

NOTE - IF EXACT SPECIFIED COLOUR IS NOT AVAILABLE, ATTEMPT COLOUR MATCH AND SUBMIT ALTERNATIVE SAMPLES FOR ARCHITECT'S APPROVAL

issued for revisions

GRAZIANI + CORAZZA ARCHITECTS
1320 SHAWSON DRIVE, SUITE 100 MISSISSAUGA, ONTARIO L4W 1C3
T 905.795.2601 F 905.795.2644 WWW.GC-ARCHITECTS.COM

RESIDENTIAL

ATTMAR + PALLESCHI DRIVE

BRAMPTON ONTARIO

PROJECT ARCHITECT:	B.GRAZIANI
ASSISTANT DESIGNER:	R.LINCOLN
DRAWN BY:	F.C/M.B
CHECKED BY:	D.BIASE/G.COLANGELO
PLOT DATE:	AUG.06.2020
JOB #	1331.15

EAST ELEVATION
BUILDING A

1:50 A-401a1

TITLEBLOCK SIZE: 915 x 1200

BUILDING A-WEST ELEVATION 1
1:50 A-401a2

BUILDING A-WEST ELEVATION 2
1:50 A-401a2

THIS DRAWING, AS AN INSTRUMENT OF SERVICE, IS PROVIDED BY AND IS THE PROPERTY OF GRAZIANI+CORAZZA ARCHITECTS INC. THE CONTRACTOR MUST VERIFY AND ACCEPT RESPONSIBILITY FOR ALL DIMENSIONS AND CONDITIONS ON SITE AND MUST NOTIFY GRAZIANI+CORAZZA ARCHITECTS INC. OF ANY VARIATIONS FROM THE SUPPLIED INFORMATION. GRAZIANI+CORAZZA ARCHITECTS INC. IS NOT RESPONSIBLE FOR THE ACCURACY OF SURVEY, STRUCTURAL, MECHANICAL, ELECTRICAL, AND OTHER ENGINEERING INFORMATION SHOWN ON THIS DRAWING. REFER TO THE APPROPRIATE ENGINEERING DRAWINGS BEFORE PROCEEDING WITH THE WORK. CONSTRUCTION MUST CONFORM TO ALL APPLICABLE CODES AND REQUIREMENTS OF THE AUTHORITIES HAVING JURISDICTION. UNLESS OTHERWISE NOTED, NO INVESTIGATION HAS BEEN UNDERTAKEN OR REPORTED ON BY THIS OFFICE IN REGARDS TO THE ENVIRONMENTAL CONDITION OF THIS SITE.

THIS DRAWING IS NOT TO BE SCALED. ALL ARCHITECTURAL SYMBOLS INDICATED ON THIS DRAWING ARE GRAPHIC REPRESENTATIONS ONLY.

CONDITIONS FOR ELECTRONIC INFORMATION TRANSFER:

ELECTRONIC INFORMATION IS SUPPLIED TO THE OTHER ASSOCIATED FIRMS TO ASSIST THEM IN THE EXECUTION OF THEIR WORK / REVIEW. THE RECIPIENT FIRMS MUST DETERMINE THE COMPLETENESS / APPROPRIATENESS / RELEVANCE OF THE INFORMATION IN RESPECT TO THEIR PARTICULAR RESPONSIBILITY.

GRAZIANI+CORAZZA ARCHITECTS INC. SHALL NOT BE RESPONSIBLE FOR:
1. ERRORS, OMISSIONS, INCOMPLETENESS DUE TO LOSS OF INFORMATION IN WHOLE OR PART WHEN INFORMATION IS TRANSFERRED.
2. TRANSMISSION OF ANY VIRUS OR DAMAGE TO THE RECEIVING ELECTRONIC SYSTEM WHEN INFORMATION IS TRANSFERRED.

01.	Oct.07.2019	issued for tender
02.	Mar.13.2020	issued for design coordination #2
03.	Mar.16.2020	issued for addendum #2
04.	Mar.16.2020	issued for addendum #3

MATERIALS LEGEND

GL-1b	VISION GLASS	GLASS: CLEAR
GL-2b	GLAZED SPANDREL PANEL	
ML	PREFINISHED METAL LOUVRE/GRILLE	
GL-1	VISION GLASS	GLASS: DARK TINTED GLASS
SV	STONE VENEER	
BR-2b	BRICK VENEER (DARK)	MERIDIAN BRICK BRUNSWICK
BR-1	BRICK VENEER (LIGHT)	MERIDIAN BRICK ADELAIDE SMOOTH WINDFOIT
PC	PRECAST CONCRETE HEADER/SILL	
GR	GLASS RAILING	
PM	PREFINISHED METAL (FLASHING)	

NOTE - IF EXACT SPECIFIED COLOUR IS NOT AVAILABLE, ATTEMPT COLOUR MATCH AND SUBMIT ALTERNATIVE SAMPLES FOR ARCHITECT'S APPROVAL.

issued for revisions

GRAZIANI + CORAZZA ARCHITECTS
1320 SHAWSON DRIVE, SUITE 100 MISSISSAUGA, ONTARIO L4W 1C3
T 905.795.2601 F 905.795.2644 WWW.GC-ARCHITECTS.COM

RESIDENTIAL

ATTMAR + PALLESCHI DRIVE

BRAMPTON	ONTARIO
PROJECT ARCHITECT:	B.GRAZIANI
ASSISTANT DESIGNER:	R.LINCOLN
DRAWN BY:	F.C/M.B
CHECKED BY:	D.BIASE/G.COLANGELO
PLOT DATE:	AUG.06.2020
JOB #	1331.15

WEST ELEVATION
BUILDING A

1:50 A-401a2

TITLEBLOCK SIZE: 915 x 1200

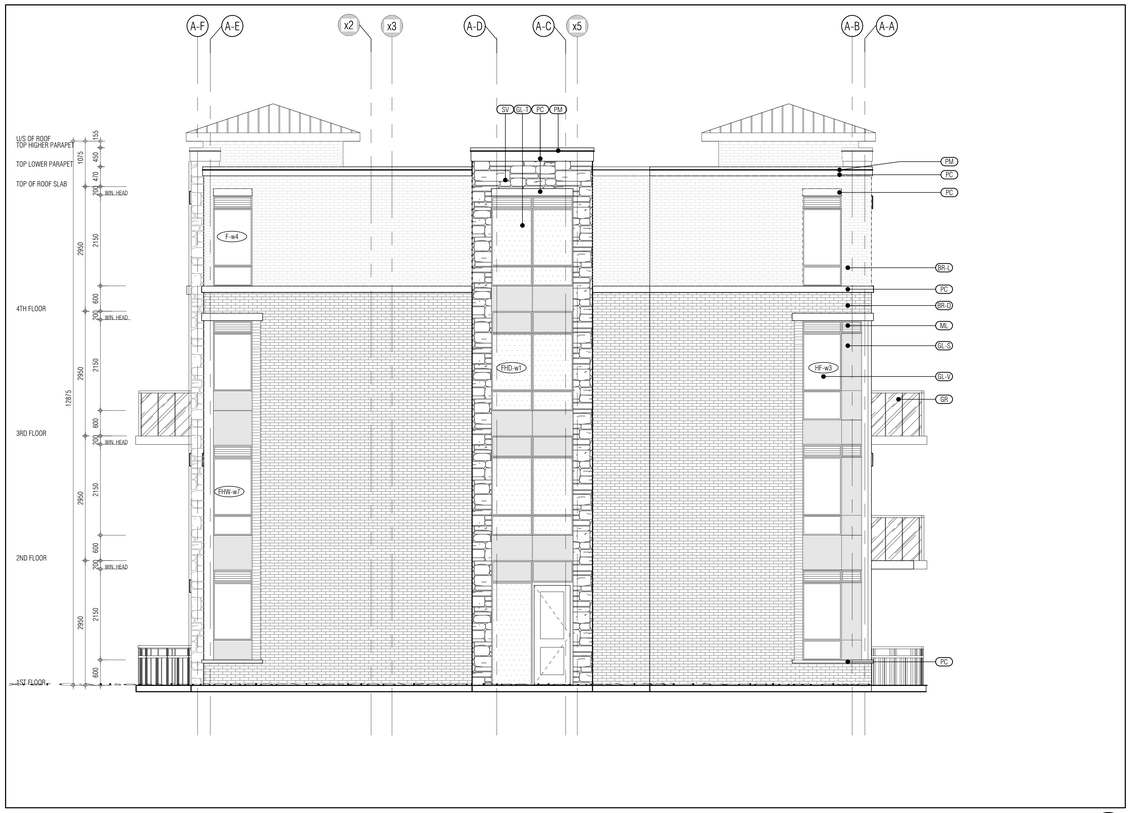

BUILDING A-NORTH ELEVATION 1

1:50 A-401a3

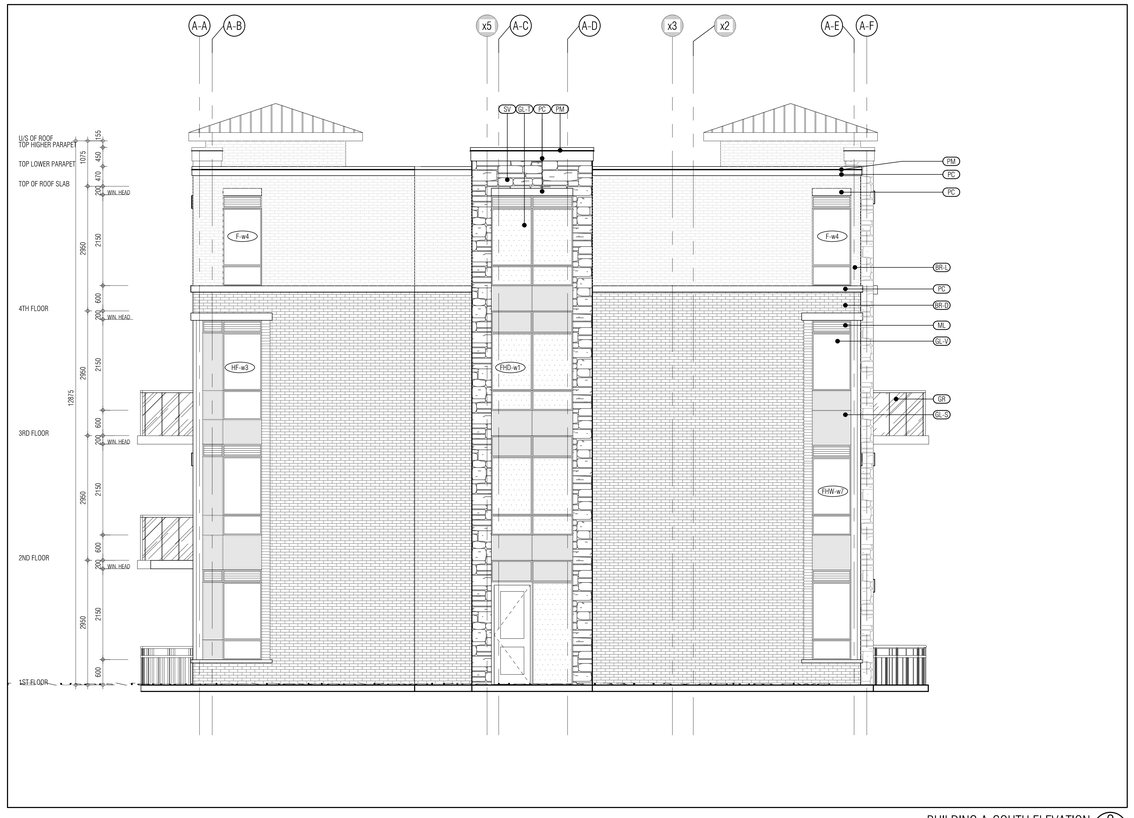

BUILDING A-SOUTH ELEVATION 2

1:50 A-401a3

THIS DRAWING, AS AN INSTRUMENT OF SERVICE, IS PROVIDED BY AND IS THE PROPERTY OF GRAZIANI+CORAZZA ARCHITECTS INC. THE CONTRACTOR MUST VERIFY AND ACCEPT RESPONSIBILITY FOR ALL DIMENSIONS AND CONDITIONS ON SITE AND MUST NOTIFY GRAZIANI+CORAZZA ARCHITECTS INC. OF ANY VARIATIONS FROM THE SUPPLIED INFORMATION. GRAZIANI+CORAZZA ARCHITECTS INC. IS NOT RESPONSIBLE FOR THE ACCURACY OF SURVEY, STRUCTURAL, MECHANICAL, ELECTRICAL, AND OTHER ENGINEERING INFORMATION SHOWN ON THIS DRAWING. REFER TO THE APPROPRIATE ENGINEERING DRAWINGS BEFORE PROCEEDING WITH THE WORK. CONSTRUCTION MUST CONFORM TO ALL APPLICABLE CODES AND REQUIREMENTS OF THE AUTHORITIES HAVING JURISDICTION. UNLESS OTHERWISE NOTED, NO INVESTIGATION HAS BEEN UNDERTAKEN OR REPORTED ON BY THIS OFFICE IN REGARDS TO THE ENVIRONMENTAL CONDITION OF THIS SITE.

THIS DRAWING IS NOT TO BE SCALED. ALL ARCHITECTURAL SYMBOLS INDICATED ON THIS DRAWING ARE GRAPHIC REPRESENTATIONS ONLY.

CONDITIONS FOR ELECTRONIC INFORMATION TRANSFER:

ELECTRONIC INFORMATION IS SUPPLIED TO THE OTHER ASSOCIATED FIRMS TO ASSIST THEM IN THE EXECUTION OF THEIR WORK / REVIEW. THE RECIPIENT FIRMS MUST DETERMINE THE COMPLETENESS / APPROPRIATENESS / RELEVANCE OF THE INFORMATION IN RESPECT TO THEIR PARTICULAR RESPONSIBILITY.

GRAZIANI+CORAZZA ARCHITECTS INC. SHALL NOT BE RESPONSIBLE FOR:
1. ERRORS, OMISSIONS, INCOMPLETENESS DUE TO LOSS OF INFORMATION IN WHOLE OR PART WHEN INFORMATION IS TRANSFERRED.
2. TRANSMISSION OF ANY VIRUS OR DAMAGE TO THE RECEIVING ELECTRONIC SYSTEM WHEN INFORMATION IS TRANSFERRED.

01.	Oct.07.2019	issued for tender
02.	Mar.13.2020	issued for design coordination #2
03.	Mar.16.2020	issued for addendum #2
04.	Mar.16.2020	issued for addendum #3

MATERIALS LEGEND

GL-C	VISION GLASS GLASS: CLEAR	
GL-S	GLASS SPANDREL PANEL	
ML	PREFINISHED METAL LOUVRE/GRILLE	
GL-D	VISION GLASS GLASS: DARK TINTED GLASS	
SV	STONE VENEER	
BR-D	BRICK VENEER (DARK) MERIDIAN BRICK BRUNSWICK	
BR-L	BRICK VENEER (LIGHT) MERIDIAN BRICK NATURE SMOOTH IRONSPOT	
PC	PRECAST CONCRETE HEADER/SILL	
GR	GLASS RAILING	
PM	PREFINISHED METAL (FLASHING)	

NOTE: - IF EXACT SPECIFIED COLOUR IS NOT AVAILABLE, ATTEMPT COLOUR MATCH AND SUBMIT ALTERNATIVE SAMPLES FOR ARCHITECTS APPROVAL.

issued for revisions

GRAZIANI CORAZZA ARCHITECTS
1320 DAVISON DRIVE, SUITE 100 MISSISSAUGA, ONTARIO L4W 1C3
T.905.795.2601 F.905.795.2644 WWW.GC-ARCHITECTS.COM

RESIDENTIAL

ROYAL PINE

ATTMAR + PALLESCHI DRIVE

BRAMPTON ONTARIO

PROJECT ARCHITECT:	B.GRAZIANI
ASSISTANT DESIGNER:	R.LINCOLN
DRAWN BY:	F.C/M.B
CHECKED BY:	D.BIASE/G.COLANGELO
PLOT DATE:	AUG.06.2020
JOB #	1331.15

NORTH & SOUTH ELEVATION BUILDING A

1:50 A-401a3

TITLEBLOCK SIZE: 915 x 1200

THIS DRAWING, AS AN INSTRUMENT OF SERVICE, IS PROVIDED BY AND IS THE PROPERTY OF GRAZIANI+CORAZZA ARCHITECTS INC. THE CONTRACTOR MUST VERIFY AND ACCEPT RESPONSIBILITY FOR ALL DIMENSIONS AND CONDITIONS ON SITE AND MUST NOTIFY GRAZIANI+CORAZZA ARCHITECTS INC. OF ANY VARIATIONS FROM THE SUPPLIED INFORMATION. GRAZIANI+CORAZZA ARCHITECTS INC. IS NOT RESPONSIBLE FOR THE ACCURACY OF SURVEY, STRUCTURAL, MECHANICAL, ELECTRICAL, AND OTHER ENGINEERING INFORMATION SHOWN ON THIS DRAWING. REFER TO THE APPROPRIATE ENGINEERING DRAWINGS BEFORE PROCEEDING WITH THE WORK. CONSTRUCTION MUST CONFORM TO ALL APPLICABLE CODES AND REQUIREMENTS OF THE AUTHORITIES HAVING JURISDICTION. UNLESS OTHERWISE NOTED, NO INVESTIGATION HAS BEEN UNDERTAKEN OR REPORTED ON BY THIS OFFICE IN REGARDS TO THE ENVIRONMENTAL CONDITION OF THIS SITE.

THIS DRAWING IS NOT TO BE SCALED. ALL ARCHITECTURAL SYMBOLS INDICATED ON THIS DRAWING ARE GRAPHIC REPRESENTATIONS ONLY.

CONDITIONS FOR ELECTRONIC INFORMATION TRANSFER:

ELECTRONIC INFORMATION IS SUPPLIED TO THE OTHER ASSOCIATED FIRMS TO ASSIST THEM IN THE EXECUTION OF THEIR WORK / REVIEW. THE RECIPIENT FIRMS MUST DETERMINE THE COMPLETENESS / APPROPRIATENESS / RELEVANCE OF THE INFORMATION IN RESPECT TO THEIR PARTICULAR RESPONSIBILITY.

GRAZIANI+CORAZZA ARCHITECTS INC. SHALL NOT BE RESPONSIBLE FOR:
1. ERRORS, OMISSIONS, INCOMPLETENESS DUE TO LOSS OF INFORMATION IN WHOLE OR PART WHEN INFORMATION IS TRANSFERRED.
2. TRANSMISSION OF ANY VIRUS OR DAMAGE TO THE RECEIVING ELECTRONIC SYSTEM WHEN INFORMATION IS TRANSFERRED.

SOUTH ELEVATION 1 / A402
1:100

NORTH ELEVATION 2 / A402
1:100

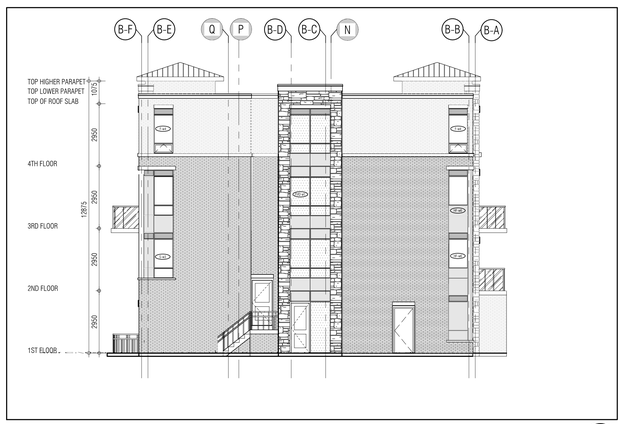

EAST ELEVATION 3 / A402
1:100

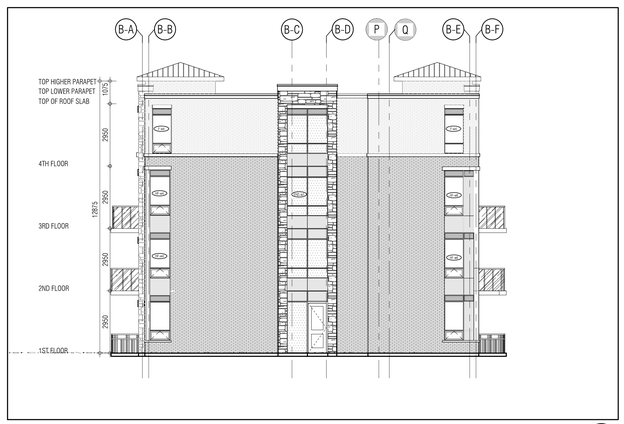

WEST ELEVATION 4 / A402
1:100

KEY PLAN

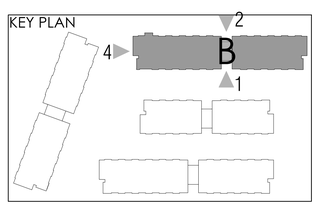

01. Oct.07.2019	issued for tender
02. Mar.13.2020	issued for design coordination #2
03. Mar.16.2020	issued for addendum #2
04. Mar.16.2020	issued for addendum #3

issued for revisions

GRAZIANI + CORAZZA ARCHITECTS
1320 SHARISON DRIVE, SUITE 100 MISSISSAUGA, ONTARIO L4W 1C8
T 905.795.2601 F 905.795.2644 WWW.GC-ARCHITECTS.COM

RESIDENTIAL

ROYAL PINE HOMES

ATTMAR + PALLESCHI DRIVE

BRAMPTON ONTARIO

PROJECT ARCHITECT:	B.GRAZIANI
ASSISTANT DESIGNER:	R.LINCOLN
DRAWN BY:	F.C/M.B
CHECKED BY:	D.BIASE/G.COLANGELO
PLOT DATE:	AUG.06.2020
JOB #	1331.15

BUILDING B ELEVATIONS
OVERALL ELVATIONS

1:100 A402

TITLEBLOCK SIZE: 915 x 1200

BUILDING B-SOUTH ELEVATION 1
1:50 A-402b1

REF.2-A-402b1 FOR CONTINUATION

THIS DRAWING, AS AN INSTRUMENT OF SERVICE, IS PROVIDED BY AND IS THE PROPERTY OF GRAZIANI+CORAZZA ARCHITECTS INC. THE CONTRACTOR MUST VERIFY AND ACCEPT RESPONSIBILITY FOR ALL DIMENSIONS AND CONDITIONS ON SITE AND MUST NOTIFY GRAZIANI+CORAZZA ARCHITECTS INC. OF ANY VARIATIONS FROM THE SUPPLIED INFORMATION. GRAZIANI+CORAZZA ARCHITECTS INC. IS NOT RESPONSIBLE FOR THE ACCURACY OF SURVEY, STRUCTURAL, MECHANICAL, ELECTRICAL, AND OTHER ENGINEERING INFORMATION SHOWN ON THIS DRAWING. REFER TO THE APPROPRIATE ENGINEERING DRAWINGS BEFORE PROCEEDING WITH THE WORK. CONSTRUCTION MUST CONFORM TO ALL APPLICABLE CODES AND REQUIREMENTS OF THE AUTHORITIES HAVING JURISDICTION. UNLESS OTHERWISE NOTED, NO INVESTIGATION HAS BEEN UNDERTAKEN OR REPORTED ON BY THIS OFFICE IN REGARDS TO THE ENVIRONMENTAL CONDITION OF THIS SITE.

THIS DRAWING IS NOT TO BE SCALED. ALL ARCHITECTURAL SYMBOLS INDICATED ON THIS DRAWING ARE GRAPHIC REPRESENTATIONS ONLY.

CONDITIONS FOR ELECTRONIC INFORMATION TRANSFER:

ELECTRONIC INFORMATION IS SUPPLIED TO THE OTHER ASSOCIATED FIRMS TO ASSIST THEM IN THE EXECUTION OF THEIR WORK / REVIEW. THE RECIPIENT FIRMS MUST DETERMINE THE COMPLETENESS / APPROPRIATENESS / RELEVANCE OF THE INFORMATION IN RESPECT TO THEIR PARTICULAR RESPONSIBILITY.

GRAZIANI+CORAZZA ARCHITECTS INC. SHALL NOT BE RESPONSIBLE FOR:
1. ERRORS, OMISSIONS, INCOMPLETENESS DUE TO LOSS OF INFORMATION IN WHOLE OR PART WHEN INFORMATION IS TRANSFERRED.
2. TRANSMISSION OF ANY VIRUS OR DAMAGE TO THE RECEIVING ELECTRONIC SYSTEM WHEN INFORMATION IS TRANSFERRED.

01.	Oct.07.2019	issued for tender
02.	Mar.13.2020	issued for design coordination #2
03.	Mar.16.2020	issued for addendum #2
04.	Mar.16.2020	issued for addendum #3

REF.1-A-402b1 FOR CONTINUATION

BUILDING B-SOUTH ELEVATION 2
1:50 A-402b1

MATERIALS LEGEND

GL-1	VISION GLASS	GLASS: CLEAR
GL-3	GLAZED SPANDREL PANEL	
ML	PREFINISHED METAL LOUVRE/GRILLE	
GL-1	VISION GLASS	GLASS: DARK TINTED GLASS
SV	STONE VENEER	
GR-D	BRICK VENEER (DARK)	MERIDIAN BRICK BRUSWICK
GR-L	BRICK VENEER (LIGHT)	MERIDIAN BRICK ADELAIDE SMOOTH IRONSPOT
PC	PRECAST CONCRETE HEADER/SILL	
GR	GLASS RAILING	
PM	PREFINISHED METAL (FLASHING)	

NOTE - IF EXACT SPECIFIED COLOUR IS NOT AVAILABLE, ATTEMPT COLOUR MATCH AND SUBMIT ALTERNATIVE SAMPLES FOR ARCHITECTS APPROVAL.

issued for revisions

GRAZIANI + CORAZZA ARCHITECTS
1320 SHARON DRIVE, SUITE 100 MISSISSAUGA, ONTARIO L4W 1C3
T.905.795.7601 F.905.795.2844 WWW.GC-ARCHITECTS.COM

RESIDENTIAL

ROYAL PINE

ATTMAR + PALLESCHI DRIVE

BRAMPTON	ONTARIO
PROJECT ARCHITECT:	B.GRAZIANI
ASSISTANT DESIGNER:	R.LINCOLN
DRAWN BY:	F.C/M.B
CHECKED BY:	D.BIASE/G.COLANGELO
PLOT DATE:	AUG.06.2020
JOB #:	1331.15

SOUTH ELEVATION
BUILDING B

1:50 A-402b1

TITLEBLOCK SIZE: 915 x 1200

REF.2-A-402b2 FOR CONTINUATION

BUILDING B-NORTH ELEVATION 1
1:50 A-402b2

REF.1-A-402b2 FOR CONTINUATION

BUILDING B-NORTH ELEVATION 2
1:50 A-402b2

THIS DRAWING, AS AN INSTRUMENT OF SERVICE, IS PROVIDED BY AND IS THE PROPERTY OF GRAZIANI+CORAZZA ARCHITECTS INC. THE CONTRACTOR MUST VERIFY AND ACCEPT RESPONSIBILITY FOR ALL DIMENSIONS AND CONDITIONS ON SITE AND MUST NOTIFY GRAZIANI+CORAZZA ARCHITECTS INC. OF ANY VARIATIONS FROM THE SUPPLIED INFORMATION. GRAZIANI+CORAZZA ARCHITECTS INC. IS NOT RESPONSIBLE FOR THE ACCURACY OF SURVEY, STRUCTURAL, MECHANICAL, ELECTRICAL, AND OTHER ENGINEERING INFORMATION SHOWN ON THIS DRAWING. REFER TO THE APPROPRIATE ENGINEERING DRAWINGS BEFORE PROCEEDING WITH THE WORK. CONSTRUCTION MUST CONFORM TO ALL APPLICABLE CODES AND REQUIREMENTS OF THE AUTHORITIES HAVING JURISDICTION. UNLESS OTHERWISE NOTED, NO INVESTIGATION HAS BEEN UNDERTAKEN OR REPORTED ON BY THIS OFFICE IN REGARDS TO THE ENVIRONMENTAL CONDITION OF THIS SITE.

THIS DRAWING IS NOT TO BE SCALED. ALL ARCHITECTURAL SYMBOLS INDICATED ON THIS DRAWING ARE GRAPHIC REPRESENTATIONS ONLY.

CONDITIONS FOR ELECTRONIC INFORMATION TRANSFER:

ELECTRONIC INFORMATION IS SUPPLIED TO THE OTHER ASSOCIATED FIRMS TO ASSIST THEM IN THE EXECUTION OF THEIR WORK / REVIEW. THE RECIPIENT FIRMS MUST DETERMINE THE COMPLETENESS / APPROPRIATENESS / RELEVANCE OF THE INFORMATION IN RESPECT TO THEIR PARTICULAR RESPONSIBILITY.

GRAZIANI+CORAZZA ARCHITECTS INC. SHALL NOT BE RESPONSIBLE FOR:
1. ERRORS, OMISSIONS, INCOMPLETENESS DUE TO LOSS OF INFORMATION IN WHOLE OR PART WHEN INFORMATION IS TRANSFERRED.
2. TRANSMISSION OF ANY VIRUS OR DAMAGE TO THE RECEIVING ELECTRONIC SYSTEM WHEN INFORMATION IS TRANSFERRED.

01.	Oct.07.2019	issued for tender
02.	Mar.13.2020	issued for design coordination #2
03.	Mar.16.2020	issued for addendum #2
04.	Mar.16.2020	issued for addendum #3

MATERIALS LEGEND

GL-1b	VISION GLASS GLASS: CLEAR	
GL-3	GLAZED SPANDREL PANEL	
ML	PREFINISHED METAL LOUVRE/GRILLE	
GL-1c	VISION GLASS GLASS: DARK TINTED GLASS	
SV	STONE VENEER	
BR-1b	BRICK VENEER (DARK) MERIDIAN BRICK BRUSWICK	
BR-1	BRICK VENEER (LIGHT) MYKONIA BRICK ADELAIDE SMOOTH IRONSPOT	
PC	PRECAST CONCRETE HEADER/SILL	
GR	GLASS RAILING	
PM	PREFINISHED METAL (FLASHING)	

NOTE - IF EXACT SPECIFIED COLOUR IS NOT AVAILABLE, ATTEMPT COLOUR MATCH AND SUBMIT ALTERNATIVE SAMPLES FOR ARCHITECTS APPROVAL.

issued for revisions

GRAZIANI + CORAZZA ARCHITECTS
1320 SHARON DRIVE, SUITE 100 MISSISSAUGA, ONTARIO L4W 1C3
T.905.795.7601 F.905.795.2844 WWW.GC-ARCHITECTS.COM

RESIDENTIAL

ATTMAR + PALLESCHI DRIVE

BRAMPTON	ONTARIO
PROJECT ARCHITECT:	B.GRAZIANI
ASSISTANT DESIGNER:	R.LINCOLN
DRAWN BY:	F.C/M.B
CHECKED BY:	D.BIASE/G.COLANGELO
PLOT DATE:	AUG.06.2020
JOB #:	1331.15

NORTH ELEVATION
BUILDING B

1:50 A-402b2

TITLEBLOCK SIZE: 915 x 1200

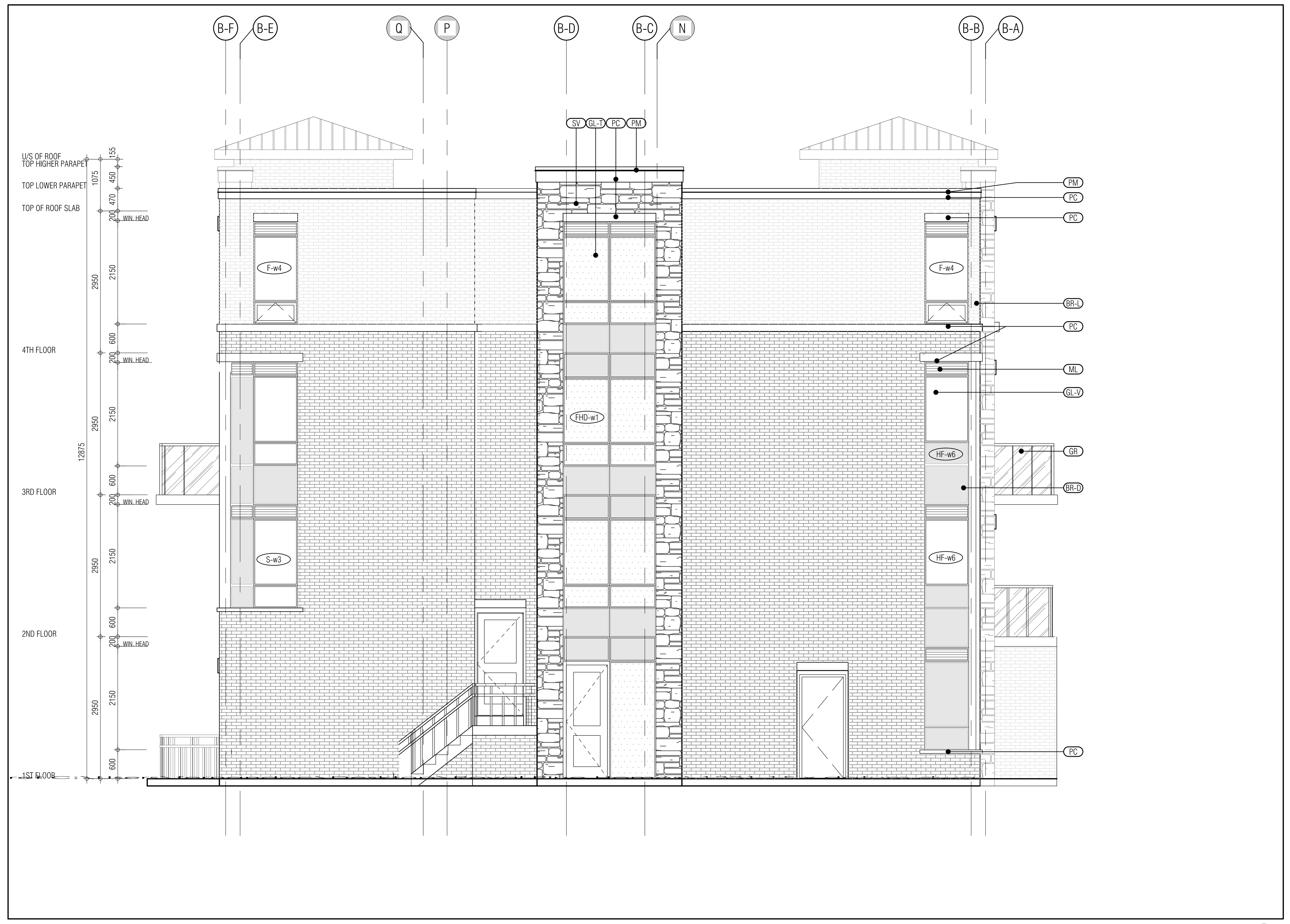

BUILDING B-WEST ELEVATION 1
1:50 A-402b3

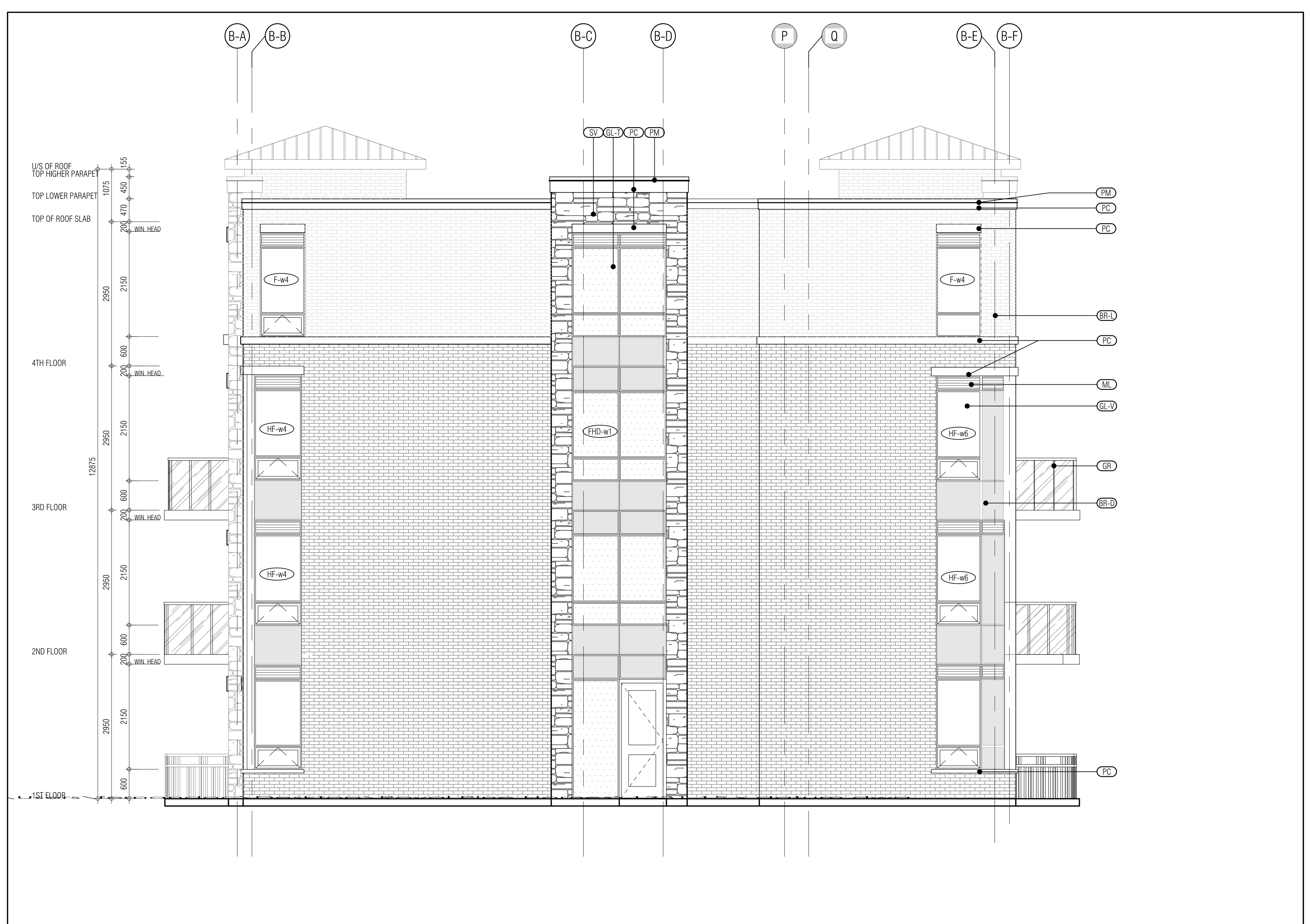

BUILDING B-EAST ELEVATION 2
1:50 A-402b3

THIS DRAWING, AS AN INSTRUMENT OF SERVICE, IS PROVIDED BY AND IS THE PROPERTY OF GRAZIANI+CORAZZA ARCHITECTS INC. THE CONTRACTOR MUST VERIFY AND ACCEPT RESPONSIBILITY FOR ALL DIMENSIONS AND CONDITIONS ON SITE AND MUST NOTIFY GRAZIANI+CORAZZA ARCHITECTS INC. OF ANY VARIATIONS FROM THE SUPPLIED INFORMATION. GRAZIANI+CORAZZA ARCHITECTS INC. IS NOT RESPONSIBLE FOR THE ACCURACY OF SURVEY, STRUCTURAL, MECHANICAL, ELECTRICAL, AND OTHER ENGINEERING INFORMATION SHOWN ON THIS DRAWING. REFER TO THE APPROPRIATE ENGINEERING DRAWINGS BEFORE PROCEEDING WITH THE WORK. CONSTRUCTION MUST CONFORM TO ALL APPLICABLE CODES AND REQUIREMENTS OF THE AUTHORITIES HAVING JURISDICTION. UNLESS OTHERWISE NOTED, NO INVESTIGATION HAS BEEN UNDERTAKEN OR REPORTED ON BY THIS OFFICE IN REGARDS TO THE ENVIRONMENTAL CONDITION OF THIS SITE.

THIS DRAWING IS NOT TO BE SCALED. ALL ARCHITECTURAL SYMBOLS INDICATED ON THIS DRAWING ARE GRAPHIC REPRESENTATIONS ONLY.

CONDITIONS FOR ELECTRONIC INFORMATION TRANSFER:

ELECTRONIC INFORMATION IS SUPPLIED TO THE OTHER ASSOCIATED FIRMS TO ASSIST THEM IN THE EXECUTION OF THEIR WORK / REVIEW. THE RECIPIENT FIRMS MUST DETERMINE THE COMPLETENESS / APPROPRIATENESS / RELEVANCE OF THE INFORMATION IN RESPECT TO THEIR PARTICULAR RESPONSIBILITY.

GRAZIANI+CORAZZA ARCHITECTS INC. SHALL NOT BE RESPONSIBLE FOR:
1. ERRORS, OMISSIONS, INCOMPLETENESS DUE TO LOSS OF INFORMATION IN WHOLE OR PART WHEN INFORMATION IS TRANSFERRED.
2. TRANSMISSION OF ANY VIRUS OR DAMAGE TO THE RECEIVING ELECTRONIC SYSTEM WHEN INFORMATION IS TRANSFERRED.

01. Oct.07.2019 issued for tender
02. Mar.13.2020 issued for design coordination #2
03. Mar.16.2020 issued for addendum #2
04. Mar.16.2020 issued for addendum #3

MATERIALS LEGEND

Code	Material
GL-V	VISION GLASS GLASS: CLEAR
GL-S	GLAZED SPANDREL PANEL
ML	PREFINISHED METAL LOUVRE/GRILLE
GL-T	VISION GLASS GLASS: DARK TINTED GLASS
SV	STONE VENEER
BR-D	BRICK VENEER (DARK) MERIDIAN BRICK BRUNSWICK
BR-L	BRICK VENEER (LIGHT) MERIDIAN BRICK ADELAIDE SMOOTH IRONSPOT
PC	PRECAST CONCRETE HEADER/SILL
GR	GLASS RAILING
PM	PREFINISHED METAL (FLASHING)

NOTE: IF EXACT SPECIFIED COLOUR IS NOT AVAILABLE, ATTEMPT COLOUR MATCH AND SUBMIT ALTERNATIVE SAMPLES FOR ARCHITECT'S APPROVAL.

issued for revisions

GRAZIANI + CORAZZA ARCHITECTS
1320 SHAWSON DRIVE, SUITE 100 MISSISSAUGA, ONTARIO L4W 1C3
T.905.795.2601 F.905.795.2844 WWW.GC-ARCHITECTS.COM

RESIDENTIAL

ATTMAR + PALLESCHI DRIVE
BRAMPTON ONTARIO

PROJECT ARCHITECT:	B.GRAZIANI
ASSISTANT DESIGNER:	R.LINCOLN
DRAWN BY:	F.C/M.B
CHECKED BY:	D.BIASE/G.COLANGELO
PLOT DATE:	AUG.06.2020
JOB #	1331.15

EAST & WEST ELEVATION
BUILDING B

1:50 A-402b3

TITLEBLOCK SIZE: 915 x 1200

THIS DRAWING, AS AN INSTRUMENT OF SERVICE, IS PROVIDED BY AND IS THE PROPERTY OF GRAZIANI+CORAZZA ARCHITECTS INC. THE CONTRACTOR MUST VERIFY AND ACCEPT RESPONSIBILITY FOR ALL DIMENSIONS AND CONDITIONS ON SITE AND MUST NOTIFY GRAZIANI+CORAZZA ARCHITECTS INC. OF ANY VARIATIONS FROM THE SUPPLIED INFORMATION. GRAZIANI+CORAZZA ARCHITECTS INC. IS NOT RESPONSIBLE FOR THE ACCURACY OF SURVEY. STRUCTURAL, MECHANICAL, ELECTRICAL, AND OTHER ENGINEERING INFORMATION SHOWN ON THIS DRAWING. REFER TO THE APPROPRIATE ENGINEERING DRAWINGS BEFORE PROCEEDING WITH THE WORK. CONSTRUCTION MUST CONFORM TO ALL APPLICABLE CODES AND REQUIREMENTS OF THE AUTHORITIES HAVING JURISDICTION. UNLESS OTHERWISE NOTED, NO INVESTIGATION HAS BEEN UNDERTAKEN OR REPORTED ON BY THIS OFFICE IN REGARDS TO THE ENVIRONMENTAL CONDITION OF THIS SITE.

THIS DRAWING IS NOT TO BE SCALED. ALL ARCHITECTURAL SYMBOLS INDICATED ON THIS DRAWING ARE GRAPHIC REPRESENTATIONS ONLY.

CONDITIONS FOR ELECTRONIC INFORMATION TRANSFER:

ELECTRONIC INFORMATION IS SUPPLIED TO THE OTHER ASSOCIATED FIRMS TO ASSIST THEM IN THE EXECUTION OF THEIR WORK / REVIEW. THE RECIPIENT FIRMS MUST DETERMINE THE COMPLETENESS / APPROPRIATENESS / RELEVANCE OF THE INFORMATION IN RESPECT TO THEIR PARTICULAR RESPONSIBILITY.

GRAZIANI+CORAZZA ARCHITECTS INC. SHALL NOT BE RESPONSIBLE FOR:
1. ERRORS, OMISSIONS, INCOMPLETENESS DUE TO LOSS OF INFORMATION IN WHOLE OR PART WHEN INFORMATION IS TRANSFERRED.
2. TRANSMISSION OF ANY VIRUS OR DAMAGE TO THE RECEIVING ELECTRONIC SYSTEM WHEN INFORMATION IS TRANSFERRED.

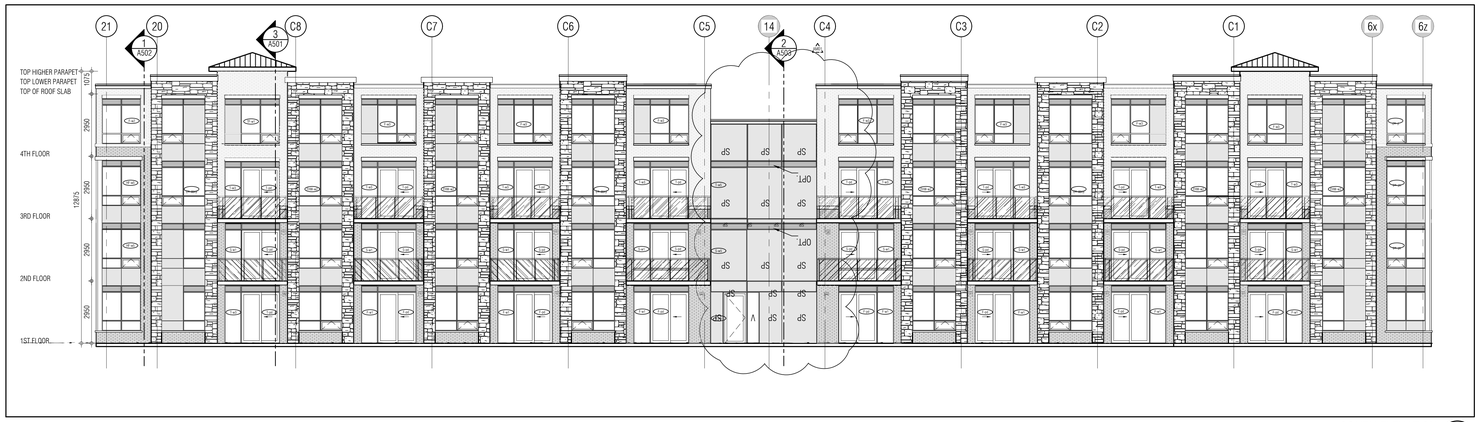

SOUTH ELEVATION 1 / A403
1:100

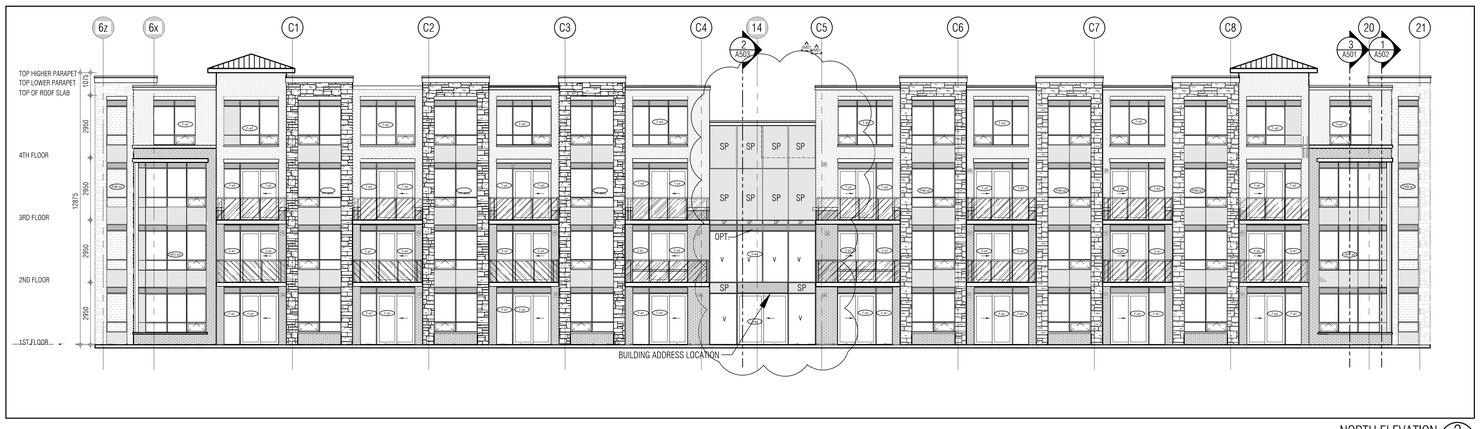

NORTH ELEVATION 2 / A403
1:100

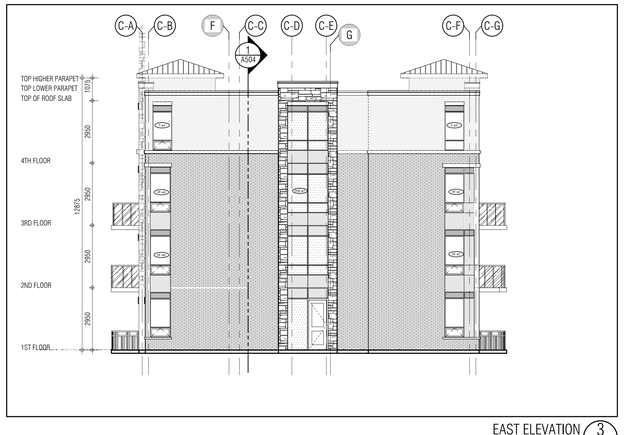

EAST ELEVATION 3 / A403
1:100

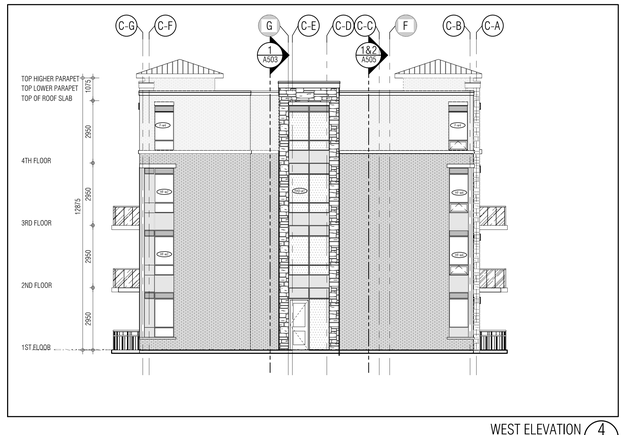

WEST ELEVATION 4 / A403
1:100

01.	Oct.07.2019	issued for tender
02.	Mar.13.2020	issued for design coordination #2
03.	Mar.16.2020	issued for addendum #2
04.	Mar.16.2020	issued for addendum #3

KEY PLAN

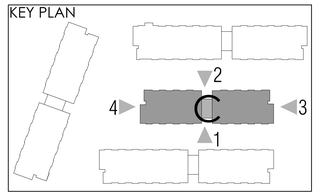

issued for revisions

GRAZIANI + CORAZZA ARCHITECTS
1320 SHARISON DRIVE, SUITE 100 MISSISSAUGA, ONTARIO L4W 1C8
T 905.795.2601 F 905.795.2644 WWW.GC-ARCHITECTS.COM

RESIDENTIAL

ROYAL PINE HOMES

ATTMAR + PALLESCHI DRIVE

BRAMPTON ONTARIO

PROJECT ARCHITECT:	B.GRAZIANI
ASSISTANT DESIGNER:	R.LINCOLN
DRAWN BY:	F.C/M.B
CHECKED BY:	D.BIASE/G.COLANGELO
PLOT DATE:	AUG.06.2020
JOB #	1331.15

BUILDING C ELEVATIONS
OVERALL ELVATIONS

1:100 A403

TITLEBLOCK SIZE: 915 x 1200

MATERIALS LEGEND

GS-V	VISION GLASS VISION GLASS
GS-S	SPANDREL PANEL SPANDREL PANEL
MS	PREFINISHED METAL LOUVRE GRILLE PREFINISHED METAL LOUVRE GRILLE
GS-T	VISION GLASS VISION GLASS
GS-T	STONE VENEER STONE VENEER
BRK-D	BRICK VENEER (DARK) BRICK VENEER (DARK) MEDIUM BROWN MEDIUM BROWN
BRK-L	BRICK VENEER (LIGHT) BRICK VENEER (LIGHT) LIGHT BROWN LIGHT BROWN
PC	PRECAST CONCRETE HEADER/SILL PRECAST CONCRETE HEADER/SILL
RG	GLASS RAILING GLASS RAILING
PM	PREFINISHED METAL FLASHING PREFINISHED METAL FLASHING

NOTE: IF EXACT MATCH OF COLOR IS NOT AVAILABLE, ALTERNATE COLORS MATCH AND CLOSELY AS POSSIBLE ARE TO BE SUBMITTED FOR ARCHITECT'S APPROVAL

01.	OCT.07.2019	issued for tender
02.	MAY.13.2020	issued for design coordination #2
03.	MAY.16.2020	issued for addendum #2
04.	MAY.16.2020	issued for addendum #3

THIS DRAWING AS AN INSTRUMENT OF SERVICE IS PROVIDED BY AND IS THE PROPERTY OF GRAZIANI + CORAZZA ARCHITECTS INC. THE CONTRACTOR MUST VERIFY AND ACCEPT GRAZIANI + CORAZZA ARCHITECTS INC OF ANY VARIATIONS SITE AND MUST NOTIFY GRAZIANI + CORAZZA ARCHITECTS INC IN WRITING OF ANY REPRODUCTIONS OR OMISSIONS FROM THE DRAWINGS OR SPECIFICATIONS BEFORE PROCEEDING WITH THE WORK. CONSTRUCTION MUST CONFORM TO ALL APPLICABLE CODES AND REGULATIONS OF THE MUNICIPALITY. FIGURED DIMENSIONS HAVE BEEN UNDERTAKEN OR REPORTED ON BY THIS NOTES: NO ASSISTANCE HAS BEEN UNDERTAKEN OR REPORTED ON BY THIS OFFICE IN REGARDS TO THE ENVIRONMENTAL CONDITION OF THIS SITE.

THIS DRAWING IS NOT TO BE SCALED. ALL ARCHITECTURAL DIMENSIONS INDICATED ON THIS DRAWING ARE GIVING REPRESENTATIONS ONLY.

CONDITIONS FOR ELECTRONIC INFORMATION TRANSFERS

ELECTRONIC INFORMATION IS SUPPLIED TO THE OWNER ASSOCIATED PARTIES TO ASSIST THEM IN THE EXECUTION OF THEIR WORK / REVIEW. THE RECIPIENT PARTIES MUST OTHERWISE THE CONSULTANTS / APPROVALAUTHORITIES / RELATIVES OF THE INFORMATION IN RESPECT TO THEIR PARTICULAR RESPONSIBILITY.

GRAZIANI + CORAZZA ARCHITECTS INC SHALL NOT BE RESPONSIBLE FOR TRANSMISSION OF ANY DATA ON CHANGE TO THE RECEIVING ELECTRONIC SYSTEM WHEN INFORMATION IS TRANSFERRED.

1. ERRORS, OMISSIONS, INCONSISTENCIES DUE TO LOSS OF INFORMATION IN WHOLE OR PART WHEN INFORMATION IS TRANSFERRED.
2. TRANSMISSION OF ANY DATA ON CHANGE TO THE RECEIVING ELECTRONIC SYSTEM WHEN INFORMATION IS TRANSFERRED.

issued for revisions

GRAZIANI + CORAZZA ARCHITECTS
1325 SHERIDON DRIVE SUITE 100 MISSISSAUGA ONTARIO L4W 1C3
T 905.795.3001 F 905.795.9464 WWW.GC-ARCHITECTS.COM

RESIDENTIAL

ATTMAR + FALLESCHI DRIVE

BRAMPTON ONTARIO

PROJECT ARCHITECT:	R.GRAZIANI
ASSISTANT DESIGNER:	R.LINCOLN
DRAWN BY:	F.C./M.B
CHECKED BY:	D.BIASE/E.COLANGELO
PLOT DATE:	AUG.06.2020
JOB #	1331.15

SOUTH ELEVATION
BUILDING C

1:50 A-403c1

TITLEBLOCK SIZE: 915 x 1200

THIS DRAWING, AS AN INSTRUMENT OF SERVICE, IS PROVIDED BY AND IS THE PROPERTY OF GRAZIANI+CORAZZA ARCHITECTS INC. THE CONTRACTOR MUST VERIFY AND ACCEPT RESPONSIBILITY FOR ALL DIMENSIONS AND CONDITIONS ON SITE AND MUST NOTIFY GRAZIANI+CORAZZA ARCHITECTS INC. OF ANY VARIATIONS FROM THE SUPPLIED INFORMATION. GRAZIANI+CORAZZA ARCHITECTS INC. IS NOT RESPONSIBLE FOR THE ACCURACY OF SURVEY, STRUCTURAL, MECHANICAL, ELECTRICAL, AND OTHER ENGINEERING INFORMATION SHOWN ON THIS DRAWING. REFER TO THE APPROPRIATE ENGINEERING DRAWINGS BEFORE PROCEEDING WITH THE WORK. CONSTRUCTION MUST CONFORM TO ALL APPLICABLE CODES AND REQUIREMENTS OF THE AUTHORITIES HAVING JURISDICTION. UNLESS OTHERWISE NOTED, NO INVESTIGATION HAS BEEN UNDERTAKEN OR REPORTED ON BY THIS OFFICE IN REGARDS TO THE ENVIRONMENTAL CONDITION OF THIS SITE.

THIS DRAWING IS NOT TO BE SCALED. ALL ARCHITECTURAL SYMBOLS INDICATED ON THIS DRAWING ARE GRAPHIC REPRESENTATIONS ONLY.

CONDITIONS FOR ELECTRONIC INFORMATION TRANSFER:

ELECTRONIC INFORMATION IS SUPPLIED TO THE OTHER ASSOCIATED FIRMS TO ASSIST THEM IN THE EXECUTION OF THEIR WORK / REVIEW. THE RECIPIENT FIRMS MUST DETERMINE THE COMPLETENESS / APPROPRIATENESS / RELEVANCE OF THE INFORMATION IN RESPECT TO THEIR PARTICULAR RESPONSIBILITY.

GRAZIANI+CORAZZA ARCHITECTS INC. SHALL NOT BE RESPONSIBLE FOR:
1. ERRORS, OMISSIONS, INCOMPLETENESS DUE TO LOSS OF INFORMATION IN WHOLE OR PART WHEN INFORMATION IS TRANSFERRED.
2. TRANSMISSION OF ANY VIRUS OR DAMAGE TO THE RECEIVING ELECTRONIC SYSTEM WHEN INFORMATION IS TRANSFERRED.

01. Oct.07.2019 issued for tender
02. Mar.13.2020 issued for design coordination #2
03. Mar.16.2020 issued for addendum #2
04. Mar.16.2020 issued for addendum #3

BUILDING C-NORTH ELEVATION 1
1:50 A-403c2

BUILDING C-NORTH ELEVATION 2
1:50 A-403c2

MATERIALS LEGEND

GL-1b	VISION GLASS	GLASS: CLEAR
GL-1c	GLAZED SPANDREL PANEL	
ML	PREFINISHED METAL LOUVRE/GRILLE	
GL-1	VISION GLASS	GLASS: DARK TINTED GLASS
MV	STONE VENEER	
BR-1b	BRICK VENEER (DARK)	MEYNOWA BRICK BRUSSINCA
BR-1	BRICK VENEER (LIGHT)	MEYNOWA BRICK ADELAIDE SMOOTH /BONDFIT
PC	PRECAST CONCRETE HEADER/SILL	
GR	GLASS RAILING	
PFM	PREFINISHED METAL (FLASHING)	

NOTE - IF EXACT SPECIFIED COLOUR IS NOT AVAILABLE, ATTEMPT COLOUR MATCH AND SUBMIT ALTERNATIVE SAMPLES FOR ARCHITECT'S APPROVAL

issued for revisions

GRAZIANI + CORAZZA ARCHITECTS
1320 SHAWSON DRIVE, SUITE 100 MISSISSAUGA, ONTARIO L4W 1C3
T 905.795.2601 F 905.795.2644 WWW.GC-ARCHITECTS.COM

RESIDENTIAL

ATTMAR + PALLESCHI DRIVE

BRAMPTON	ONTARIO
PROJECT ARCHITECT:	B.GRAZIANI
ASSISTANT DESIGNER:	R.LINCOLN
DRAWN BY:	F.C/M.B
CHECKED BY:	D.BIASE/G.COLANGELO
PLOT DATE:	AUG.06.2020
JOB #	1331.15

NORTH ELEVATION
BUILDING C

1:50 A-403c2

TITLEBLOCK SIZE: 915 x 1200



THIS DRAWING AS AN INSTRUMENT OF SERVICE IS PROVIDED BY AND IS THE PROPERTY OF GAZZAVA - CORAZZA ARCHITECTS INC. THE COPYRIGHT MUST NOT BE REPRODUCED FOR ALL DIMENSIONS AND CONDITIONS ON SITE AND MUST NOTIFY GAZZAVA - CORAZZA ARCHITECTS INC OF ANY VARIATIONS FROM THE SUPPLIED INFORMATION. GAZZAVA - CORAZZA ARCHITECTS INC. IS NOT RESPONSIBLE FOR THE ACCURACY OF SURVEY, STRUCTURAL, MECHANICAL, ELECTRICAL AND OTHER ENGINEERED INFORMATION SHOWN ON THIS DRAWING. NOTICE: NO MODIFICATION HAS BEEN UNDERTAKEN OR REPORTED ON BY THIS REQUIREMENTS OF THE AUTHORITIES HAVING JURISDICTION UNLESS OTHERWISE NOTED. THE WORK CONSTRUCTION MUST CONFORM TO ALL APPLICABLE CODES AND REFER TO THE APPROPRIATE ENGINEERING DRAWINGS BEFORE PROCEEDING WITH THE WORK. CONSTRUCTION MUST BEGIN UNDERTAKEN OR REPORTED ON BY THIS OFFICE IN MISUSES TO THE ENGINEERING CONDITION OF THIS SITE.

THIS DRAWING IS NOT TO BE SCALED. ALL ARCHITECTURAL SYMBOLS INDICATED ON THIS DRAWING ARE GRAPHIC REPRESENTATIONS ONLY.

CONDITIONS FOR ELECTRONIC INFORMATION TRANSFERS

ELECTRONIC INFORMATION IS SUPPLIED TO THE OWNER ASSOCIATES PAIRS TO ASSIST THEM IN THE EXECUTION OF THEIR WORK / REVIEW. THE RECIPIENT PAIRS MUST DETERMINE THE COMPLETENESS / ANY/OR/ACCURACY / RELIANCE OF THE INFORMATION IN RESPECT TO THEIR PARTICULAR RESPONSIBILITY

GAZZAVA - CORAZZA ARCHITECTS INC. SHALL NOT BE RESPONSIBLE FOR:
1. DAMAGE, OMISSIONS, INCOMPLETENESS DUE TO LOSS OF INFORMATION IN WHOLE OR PART WHEN INFORMATION IS TRANSFERRED.
2. TRANSMISSION OF ANY VIRUS OR DAMAGE TO THE RECEIVING ELECTRONIC SYSTEM WHEN INFORMATION IS TRANSFERRED.

MATERIALS LEGEND

GS-V	VISION GLASS SLACK COLOR	
GS-N	VISION GLASS SLACK COLOR	
GS-H	FRITTED SPANDREL PANEL	
AS	PREFINISHED METAL LOUVRE GRILLE	
GS-H	VISION GLASS SLACK COLOR TINTED SLACK	
CW	STONE VENEER	
GR-D	BRICK VENEER CHARCOAL MEDIUM BRICK BREAKBACK	
GR-L	BRICK VENEER LIGHTLY MEDIUM BRICK NEW HAZE SMOOTH BOARDS	
PC	PRECAST CONCRETE HEADER SILL	
GR	GLASS RAILINGS	
PM	PREFINISHED METAL FLASHINGS	

NOTE: IF EXACT SPECIFIED COLOUR IS NOT AVAILABLE, ATTEMPT COLOR MATCH AND SUBMIT AT SUBMITTAL SAMPLES FOR ARCHITECTS APPROVAL

01.	OCT.07.2019	Issued for tender
02	MAY.13.2020	Issued for design coordination #2
03.	MAY.16.2020	Issued for addendum #2
04.	MAY.16.2020	Issued for addendum #3

Issued for revisions

GRAZIANI CORAZZA ARCHITECTS

1325 SHERIDAN DRIVE SUITE 100 MISSISSAUGA ONTARIO L4W 1C3
T 905.795.9001 F 905.795.9444 WWW.GC-ARCHITECTS.COM

RESIDENTIAL

ATTMAR + PALLESCHI DRIVE
BRAMPTON ONTARIO

PROJECT ARCHITECT: R.GRAZIANI
ASSISTANT DESIGNER: R.LINCOLN
DRAWN BY: F.C.M.B
CHECKED BY: D.BIASE/E.COLANGELO
PLOT DATE: AUG.06.2020
JOB # 1331.15

EAST & WEST ELEVATION
BUILDING C

1:50
A-403c3

TITLEBLOCK SIZE: 915 x 1200

THIS DRAWING, AS AN INSTRUMENT OF SERVICE, IS PROVIDED BY AND IS THE PROPERTY OF GRAZIANI+CORAZZA ARCHITECTS INC. THE CONTRACTOR MUST VERIFY AND ACCEPT RESPONSIBILITY FOR ALL DIMENSIONS AND CONDITIONS ON SITE AND MUST NOTIFY GRAZIANI+CORAZZA ARCHITECTS INC. OF ANY VARIATIONS FROM THE SUPPLIED INFORMATION. GRAZIANI+CORAZZA ARCHITECTS INC. IS NOT RESPONSIBLE FOR THE ACCURACY OF SURVEY. STRUCTURAL, MECHANICAL, ELECTRICAL, AND OTHER ENGINEERING INFORMATION SHOWN ON THIS DRAWING, REFER TO THE APPROPRIATE ENGINEERING DRAWINGS BEFORE PROCEEDING WITH THE WORK. CONSTRUCTION MUST CONFORM TO ALL APPLICABLE CODES AND REQUIREMENTS OF THE AUTHORITIES HAVING JURISDICTION. UNLESS OTHERWISE NOTED, NO INVESTIGATION HAS BEEN UNDERTAKEN OR REPORTED ON BY THIS OFFICE IN REGARDS TO THE ENVIRONMENTAL CONDITION OF THIS SITE.

THIS DRAWING IS NOT TO BE SCALED. ALL ARCHITECTURAL SYMBOLS INDICATED ON THIS DRAWING ARE GRAPHIC REPRESENTATIONS ONLY.

CONDITIONS FOR ELECTRONIC INFORMATION TRANSFER:

ELECTRONIC INFORMATION IS SUPPLIED TO THE OTHER ASSOCIATED FIRMS TO ASSIST THEM IN THE EXECUTION OF THEIR WORK / REVIEW. THE RECIPIENT FIRMS MUST DETERMINE THE COMPLETENESS / APPROPRIATENESS / RELEVANCE OF THE INFORMATION IN RESPECT TO THEIR PARTICULAR RESPONSIBILITY.

GRAZIANI+CORAZZA ARCHITECTS INC. SHALL NOT BE RESPONSIBLE FOR:
1. ERRORS, OMISSIONS, INCOMPLETENESS DUE TO LOSS OF INFORMATION IN WHOLE OR PART WHEN INFORMATION IS TRANSFERRED.
2. TRANSMISSION OF ANY VIRUS OR DAMAGE TO THE RECEIVING ELECTRONIC SYSTEM WHEN INFORMATION IS TRANSFERRED.

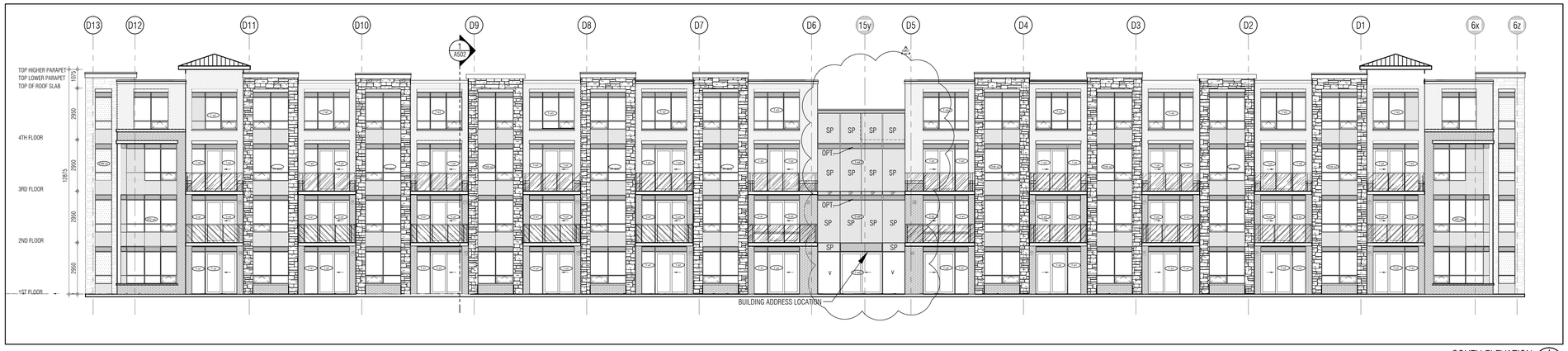

SOUTH ELEVATION 1 / A403
1:100

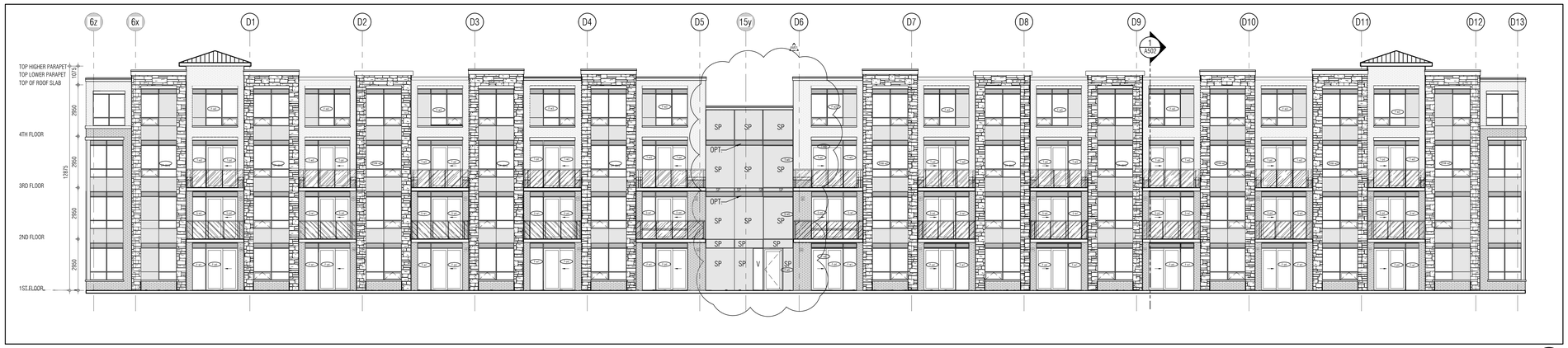

NORTH ELEVATION 2 / A403
1:100

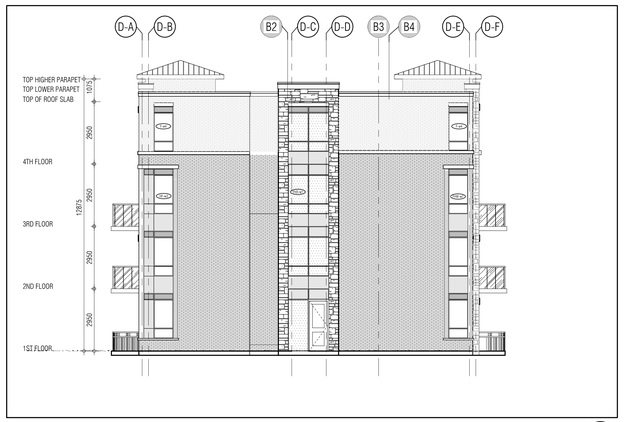

EAST ELEVATION 3 / A403
1:100

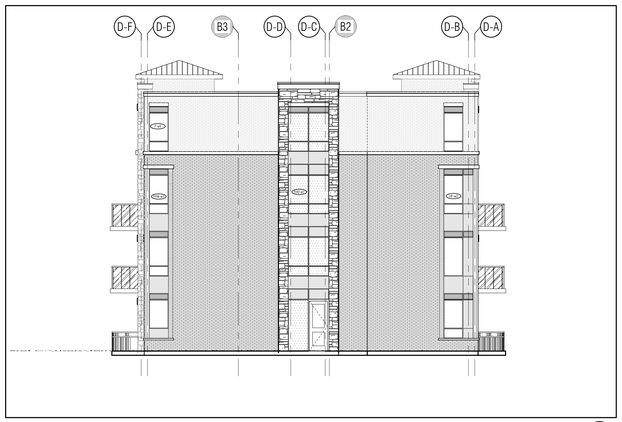

WEST ELEVATION 4 / A403
1:100

KEY PLAN

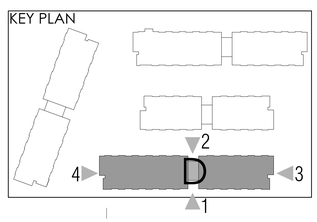

01. Oct.07.2019	issued for tender
02. Mar.13.2020	issued for design coordination #2
03. Mar.16.2020	issued for addendum #2
04. Mar.16.2020	issued for addendum #3

issued for revisions

GRAZIANI
CORAZZA
ARCHITECTS
1320 SHARON DRIVE SUITE 100 MISSISSAUGA, ONTARIO L4W 1C3
T.905.795.2601 F.905.795.2644 WWW.GC-ARCHITECTS.COM

RESIDENTIAL

ROYAL PINE

ATTMAR + PALLESCHI DRIVE

BRAMPTON ONTARIO

PROJECT ARCHITECT:	R.GRAZIANI
ASSISTANT DESIGNER:	R.LINCOLN
DRAWN BY:	F.C/M.B
CHECKED BY:	D.BIASE/G.COLANGELO
PLOT DATE:	AUG.06.2020
JOB #	1331.15

BUILDING D ELEVATIONS
OVERALL ELVATIONS

1:100 A404

TITLEBLOCK SIZE: 915 x 1200

REF.2-A-404d1 FOR CONTINUATION

BUILDING D-SOUTH ELEVATION 1
1:50 A-404d1

BUILDING D-SOUTH ELEVATION 2
1:50 A-404d1

REF.1-A-404d1 FOR CONTINUATION

THIS DRAWING, AS AN INSTRUMENT OF SERVICE, IS PROVIDED BY AND IS THE PROPERTY OF GRAZIANI+CORAZZA ARCHITECTS INC. THE CONTRACTOR MUST VERIFY AND ACCEPT RESPONSIBILITY FOR ALL DIMENSIONS AND CONDITIONS ON SITE AND MUST NOTIFY GRAZIANI+CORAZZA ARCHITECTS INC. OF ANY VARIATIONS FROM THE SUPPLIED INFORMATION. GRAZIANI+CORAZZA ARCHITECTS INC. IS NOT RESPONSIBLE FOR THE ACCURACY OF SURVEY, STRUCTURAL, MECHANICAL, ELECTRICAL, AND OTHER ENGINEERING INFORMATION SHOWN ON THIS DRAWING. REFER TO THE APPROPRIATE ENGINEERING DRAWINGS BEFORE PROCEEDING WITH THE WORK. CONSTRUCTION MUST CONFORM TO ALL APPLICABLE CODES AND REQUIREMENTS OF THE AUTHORITIES HAVING JURISDICTION. UNLESS OTHERWISE NOTED, NO INVESTIGATION HAS BEEN UNDERTAKEN OR REPORTED ON BY THIS OFFICE IN REGARDS TO THE ENVIRONMENTAL CONDITION OF THIS SITE.

THIS DRAWING IS NOT TO BE SCALED. ALL ARCHITECTURAL SYMBOLS INDICATED ON THIS DRAWING ARE GRAPHIC REPRESENTATIONS ONLY.

CONDITIONS FOR ELECTRONIC INFORMATION TRANSFER:

ELECTRONIC INFORMATION IS SUPPLIED TO THE OTHER ASSOCIATED FIRMS TO ASSIST THEM IN THE EXECUTION OF THEIR WORK / REVIEW. THE RECIPIENT FIRMS MUST DETERMINE THE COMPLETENESS / APPROPRIATENESS / RELEVANCE OF THE INFORMATION IN RESPECT TO THEIR PARTICULAR RESPONSIBILITY.

GRAZIANI+CORAZZA ARCHITECTS INC. SHALL NOT BE RESPONSIBLE FOR:
1. ERRORS, OMISSIONS, INCOMPLETENESS DUE TO LOSS OF INFORMATION IN WHOLE OR PART WHEN INFORMATION IS TRANSFERRED.
2. TRANSMISSION OF ANY VIRUS OR DAMAGE TO THE RECEIVING ELECTRONIC SYSTEM WHEN INFORMATION IS TRANSFERRED.

01.	Oct.07.2019	issued for tender
02.	Mar.13.2020	issued for design coordination #2
03.	Mar.16.2020	issued for addendum #2
04.	Mar.16.2020	issued for addendum #3

MATERIALS LEGEND

GL-T	VISION GLASS	GLASS: CLEAR
GL-S	GLASS SPANDREL PANEL	
ML	PREFINISHED METAL LOUVRE/GRILLE	
GL-D	VISION GLASS	GLASS: DARK TINTED GLASS
SV	STONE VENEER	
BR-D	BRICK VENEER (DARK)	MERIDIAN BRICK BRUSHSTROKE
BR-L	BRICK VENEER (LIGHT)	MERIDIAN BRICK ADELAIDE SMOOTH IRONSPOT
PC	PRECAST CONCRETE HEADER/SILL	
GR	GLASS RAILING	
PM	PREFINISHED METAL (FLASHING)	

NOTE - IF EXACT SPECIFIED COLOUR IS NOT AVAILABLE, ATTEMPT COLOUR MATCH AND SUBMIT ALTERNATIVE SAMPLES FOR ARCHITECTS APPROVAL.

issued for revisions

GRAZIANI + CORAZZA ARCHITECTS
1320 SHARKSON DRIVE, SUITE 100 MISSISSAUGA, ONTARIO L4W 1C3
T.905.795.7601 F.905.795.2844 WWW.GC-ARCHITECTS.COM

RESIDENTIAL

ATTMAR + PALLESCHI DRIVE

BRAMPTON	ONTARIO
PROJECT ARCHITECT:	B.GRAZIANI
ASSISTANT DESIGNER:	R.LINCOLN
DRAWN BY:	F.C/M.B
CHECKED BY:	D.BIASE/G.COLANGELO
PLOT DATE:	AUG.06.2020
JOB #:	1331.15

SOUTH ELEVATION
BUILDING D

1:50 A-404d1

TITLEBLOCK SIZE: 915 x 1200

THIS DRAWING, AS AN INSTRUMENT OF SERVICE, IS PROVIDED BY AND IS THE PROPERTY OF GRAZIANI+CORAZZA ARCHITECTS INC. THE CONTRACTOR MUST VERIFY AND ACCEPT RESPONSIBILITY FOR ALL DIMENSIONS AND CONDITIONS ON SITE AND MUST NOTIFY GRAZIANI+CORAZZA ARCHITECTS INC. OF ANY VARIATIONS FROM THE SUPPLIED INFORMATION. GRAZIANI+CORAZZA ARCHITECTS INC. IS NOT RESPONSIBLE FOR THE ACCURACY OF SURVEY, STRUCTURAL, MECHANICAL, ELECTRICAL, AND OTHER ENGINEERING INFORMATION SHOWN ON THIS DRAWING. REFER TO THE APPROPRIATE ENGINEERING DRAWINGS BEFORE PROCEEDING WITH THE WORK. CONSTRUCTION MUST CONFORM TO ALL APPLICABLE CODES AND REQUIREMENTS OF THE AUTHORITIES HAVING JURISDICTION. UNLESS OTHERWISE NOTED, NO INVESTIGATION HAS BEEN UNDERTAKEN OR REPORTED ON BY THIS OFFICE IN REGARDS TO THE ENVIRONMENTAL CONDITION OF THIS SITE.

THIS DRAWING IS NOT TO BE SCALED. ALL ARCHITECTURAL SYMBOLS INDICATED ON THIS DRAWING ARE GRAPHIC REPRESENTATIONS ONLY.

CONDITIONS FOR ELECTRONIC INFORMATION TRANSFER:

ELECTRONIC INFORMATION IS SUPPLIED TO THE OTHER ASSOCIATED FIRMS TO ASSIST THEM IN THE EXECUTION OF THEIR WORK / REVIEW. THE RECIPIENT FIRMS MUST DETERMINE THE COMPLETENESS / APPROPRIATENESS / RELEVANCE OF THE INFORMATION IN RESPECT TO THEIR PARTICULAR RESPONSIBILITY.

GRAZIANI+CORAZZA ARCHITECTS INC. SHALL NOT BE RESPONSIBLE FOR:
1. ERRORS, OMISSIONS, INCOMPLETENESS DUE TO LOSS OF INFORMATION IN WHOLE OR PART WHEN INFORMATION IS TRANSFERRED.
2. TRANSMISSION OF ANY VIRUS OR DAMAGE TO THE RECEIVING ELECTRONIC SYSTEM WHEN INFORMATION IS TRANSFERRED.

01. Oct.07.2019 issued for tender
02. Mar.13.2020 issued for design coordination #2
03. Mar.16.2020 issued for addendum #2
04. Mar.16.2020 issued for addendum #3

REF.2-A-404d2 FOR CONTINUATION

BUILDING D-NORTH ELEVATION 2 / 1:50 / A-404d2

REF.1-A-404d2 FOR CONTINUATION

BUILDING D-NORTH ELEVATION 2 / 1:50 / A-404d2

REF.2-A-404d2 FOR CONTINUATION

MATERIALS LEGEND

GL-1	VISION GLASS GLASS: CLEAR	
GL-3	GLAZED SPANDREL PANEL	
ML	PREFINISHED METAL LOUVRE/GRILLE	
GL-1	VISION GLASS GLASS: DARK TINTED GLASS	
SV	STONE VENEER	
BR-1D	BRICK VENEER (DARK) MERIDIAN BRICK BRUSWICK	
BR-1	BRICK VENEER (LIGHT) MERIDIAN BRICK ADELAIDE SMOOTH IRONSPOT	
PC	PRECAST CONCRETE HEADER/SILL	
GR	GLASS RAILING	
PM	PREFINISHED METAL (FLASHING)	

NOTE - IF EXACT SPECIFIED COLOUR IS NOT AVAILABLE, ATTEMPT COLOUR MATCH AND SUBMIT ALTERNATIVE SAMPLES FOR ARCHITECTS APPROVAL.

issued for revisions

GRAZIANI CORAZZA ARCHITECTS
1320 DENISON DRIVE SUITE 100 MISSISSAUGA ONTARIO L4W 1C3
T.905.795.2601 F.905.795.2644 WWW.GC-ARCHITECTS.COM

RESIDENTIAL

ATTMAR + PALLESCHI DRIVE

BRAMPTON	ONTARIO
PROJECT ARCHITECT:	B.GRAZIANI
ASSISTANT DESIGNER:	R.LINCOLN
DRAWN BY:	F.C./M.B
CHECKED BY:	D.BIASE/G.COLANGELO
PLOT DATE:	AUG.06.2020
JOB #	1331.15

NORTH ELEVATION
BUILDING D

1:50 A-404d2

TITLEBLOCK SIZE: 915 x 1200



THIS DRAWING AS AN INSTRUMENT OF SERVICE IS PROVIDED BY AND IS THE PROPERTY OF GRAZIANI+CORAZZA ARCHITECTS INC. THE COPYRIGHT MAY VARY AND MUST NOTIFY GRAZIANI+CORAZZA ARCHITECTS INC. OF ANY VARIATIONS FROM THE SUPPLIED INFORMATION. GRAZIANI+CORAZZA ARCHITECTS INC. IS NOT RESPONSIBLE FOR THE ACCURACY OF SURVEY, STRUCTURAL, MECHANICAL, ELECTRICAL AND OTHER ENGINEERED INFORMATION SHOWN ON THIS DRAWING. NOTES NO MODIFICATION HAS BEEN UNDERTAKEN OR REPORTED ON BY THIS REQUIREMENTS OF THE AUTHORITIES HAVING JURISDICTION UNLESS OTHERWISE NOTED. ALL WORK TO BE CONSTRUCTED MUST CONFORM TO ALL APPLICABLE CODES AND REFER TO THE APPROPRIATE ENGINEERING DRAWINGS BEFORE PROCEEDING WITH ANY CONSTRUCTION RELATIVE TO THE DIAGONAL/STRUCTURAL COMPONENTS OF THE SITE. THIS DRAWING IS NOT TO BE SCALED. ALL ARCHITECTURAL SYMBOLS INDICATED ON THIS DRAWING ARE GRAPHIC REPRESENTATIONS ONLY.

CONFIRM FOR ELECTRONIC INFORMATION TRANSFER:

ELECTRONIC INFORMATION IS SUPPLIED TO THE OWNER ASSOCIATED PARTIES TO ASSIST THEM IN THE EXECUTION OF THEIR WORK / REVIEW. THE RECIPIENT PARTIES MUST DETERMINE THE COMPATIBILITIES / ANY DISCREPANCIES / RELIABILITY OF THE INFORMATION IN RESPECT TO THEIR PARTICULAR RESPONSIBILITY.

GRAZIANI+CORAZZA ARCHITECTS INC. SHALL NOT BE RESPONSIBLE FOR:
1. DAMAGE, OMISSIONS, INCONSISTENCIES DUE TO LOSS OF INFORMATION IN WHOLE OR PART WHEN INFORMATION IS TRANSFERRED.
2. TRANSMISSION OF ANY VIRUS OR DAMAGE TO THE RECEIVING ELECTRONIC SYSTEM WHEN INFORMATION IS TRANSFERRED.

MATERIALS LEGEND

GL-V	VISION GLASS CLASS COLOR	
GL-S	SPANDREL PANEL	
MS	PREFINISHED METAL LOUVRE GRILLE	
GL-T	VISION GLASS CLASS TABLE TINTED CLASS	
CW	STONE VENEER	
MS-D	BRICK VENEER CLADDING MEDIUM BRICK BREAKBRICK	
MS-L	BRICK VENEER LIGHT) MEDIUM BRICK ACH MORE MODERN BRONTE	
PC	PRECAST CONCRETE HEADER/SILL	
GR	GLASS RAILING	
PM	PREFINISHED METAL FLASHING	

NOTE: # EXACT DESIGNED COLOUR IS NOT AVAILABLE. ATTEMPT TO USE MATCH AND CLEARER AS REMOVAL SAMPLES FOR MOCKUPS FOR APPROVAL

01.	OCT.07.2019	Issued for tender
02	MAY.13.2020	Issued for design coordination #2
03.	MAY.16.2020	Issued for addendum #2
04.	MAY.16.2020	Issued for addendum #3

Issued for revisions

GRAZIANI CORAZZA ARCHITECTS
1325 SHAWSON DRIVE SUITE 100 MISSISSAUGA ONTARIO L4W 1C3
T 905.795.3001 F 905.795.3444 WWW.GC-ARCHITECTS.COM

RESIDENTIAL

ATTMAR + FALLESCHI DRIVE
BRAMPTON ONTARIO

PROJECT ARCHITECT:	R.GRAZIANI
ASSISTANT DESIGNER:	R.LINCOLN
DRAWN BY:	F.C./M.B
CHECKED BY:	D.BIASE/E.COLANGELO
PLOT DATE:	AUG.06.2020
JOB #	1331.15

EAST & WEST ELEVATION
BUILDING D

1:50 A-404d3

TITLEBLOCK SIZE: 915 x 1200

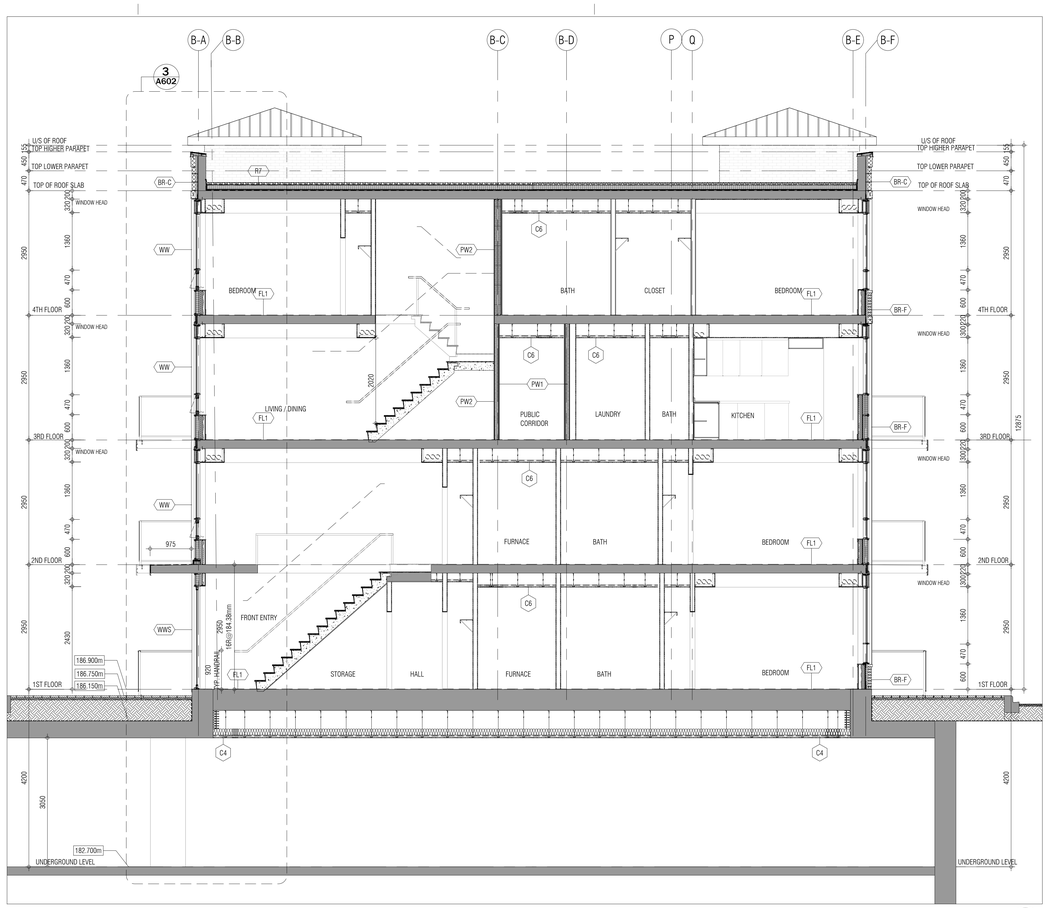

BUILDING SECTION 4
1:50 A501

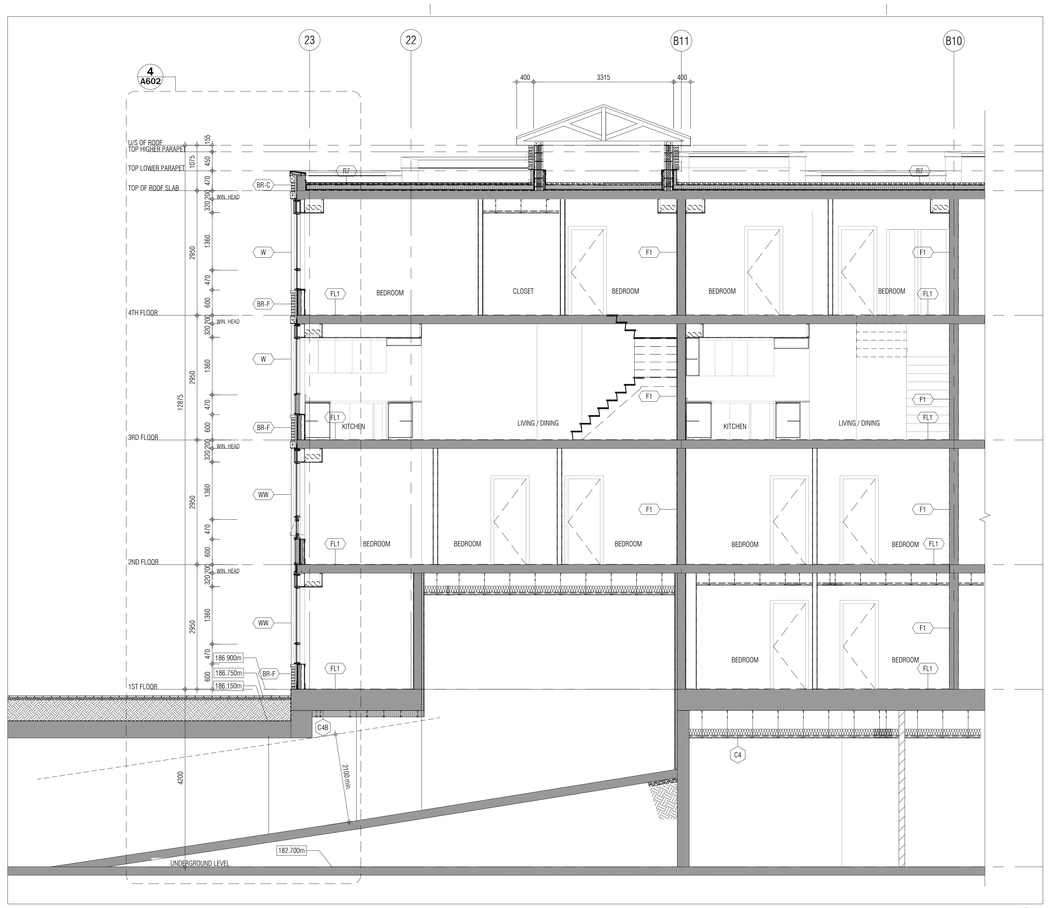

BUILDING SECTION 2
1:50 A501

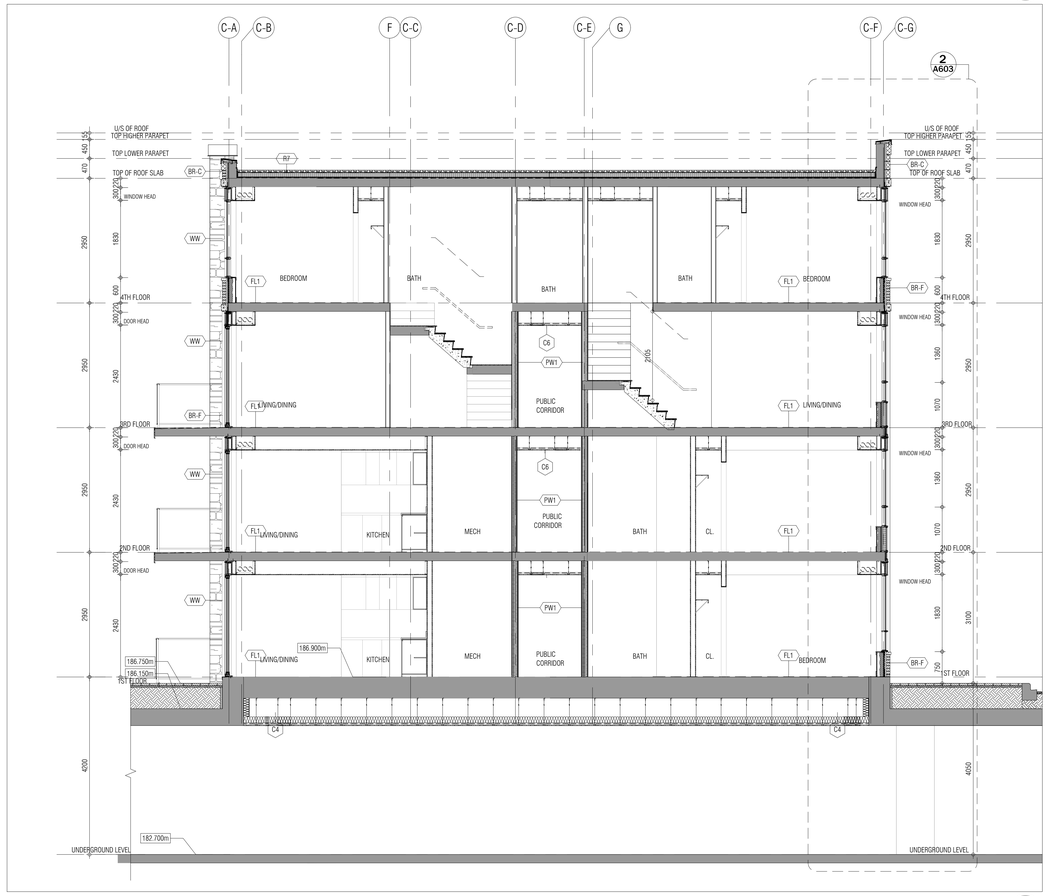

BUILDING SECTION 3
1:50 A501

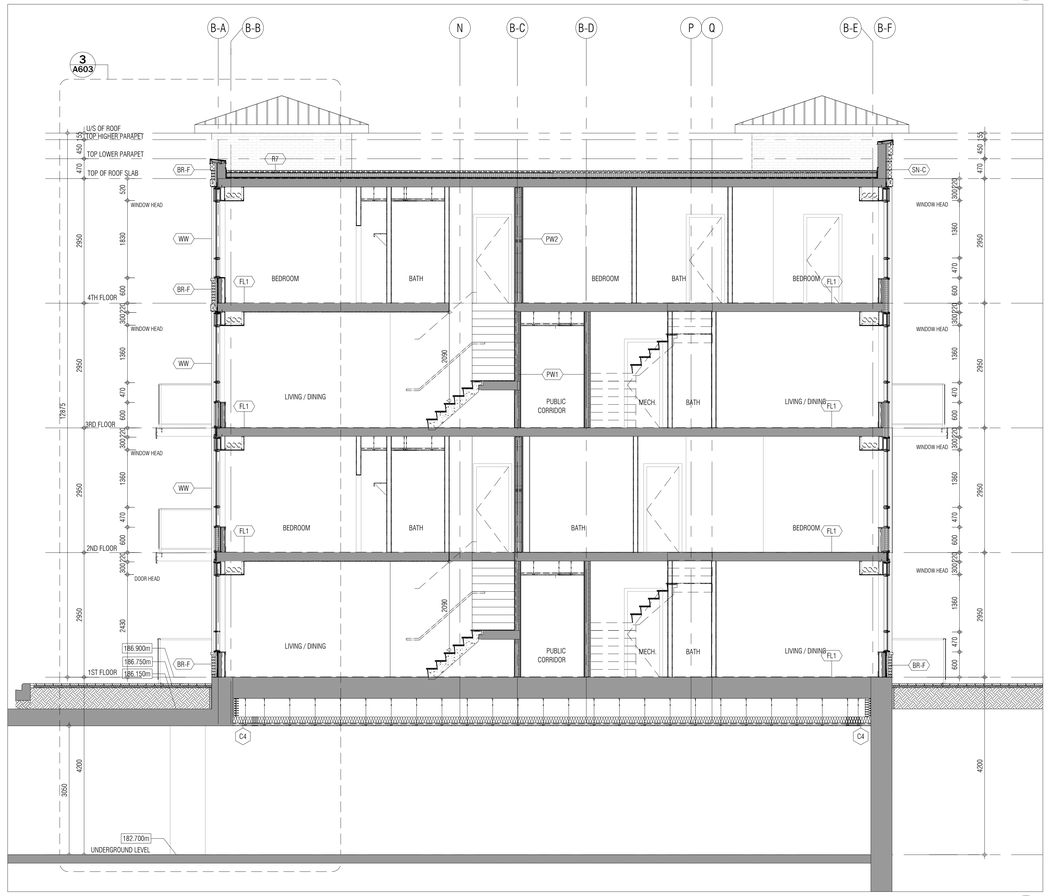

BUILDING SECTION 1
1:50 A501

THIS DRAWING, AS AN INSTRUMENT OF SERVICE, IS PROVIDED BY AND IS THE PROPERTY OF GRAZIANI+CORAZZA ARCHITECTS INC. THE CONTRACTOR MUST VERIFY AND ACCEPT RESPONSIBILITY FOR ALL DIMENSIONS AND CONDITIONS ON SITE AND MUST NOTIFY GRAZIANI+CORAZZA ARCHITECTS INC. OF ANY VARIATIONS FROM THE SUPPLIED INFORMATION. GRAZIANI+CORAZZA ARCHITECTS INC. IS NOT RESPONSIBLE FOR THE ACCURACY OF SURVEY, STRUCTURAL, MECHANICAL, ELECTRICAL, AND OTHER ENGINEERING INFORMATION SHOWN ON THIS DRAWING. REFER TO THE APPROPRIATE ENGINEERING DRAWINGS BEFORE PROCEEDING WITH THE WORK. CONSTRUCTION MUST CONFORM TO ALL APPLICABLE CODES AND REQUIREMENTS OF THE AUTHORITIES HAVING JURISDICTION. UNLESS OTHERWISE NOTED, NO INVESTIGATION HAS BEEN UNDERTAKEN OR REPORTED ON BY THIS OFFICE IN REGARDS TO THE ENVIRONMENTAL CONDITION OF THIS SITE.

THIS DRAWING IS NOT TO BE SCALED. ALL ARCHITECTURAL SYMBOLS INDICATED ON THIS DRAWING ARE GRAPHIC REPRESENTATIONS ONLY.

CONDITIONS FOR ELECTRONIC INFORMATION TRANSFER:

ELECTRONIC INFORMATION IS SUPPLIED TO THE OTHER ASSOCIATED FIRMS TO ASSIST THEM IN THE EXECUTION OF THEIR WORK / REVIEW. THE RECIPIENT FIRMS MUST DETERMINE THE COMPLETENESS / APPROPRIATENESS / RELEVANCE OF THE INFORMATION IN RESPECT TO THEIR PARTICULAR RESPONSIBILITY.

GRAZIANI+CORAZZA ARCHITECTS INC. SHALL NOT BE RESPONSIBLE FOR:
1. ERRORS, OMISSIONS, INCOMPLETENESS DUE TO LOSS OF INFORMATION IN WHOLE OR PART WHEN INFORMATION IS TRANSFERRED.
2. TRANSMISSION OF ANY VIRUS OR DAMAGE TO THE RECEIVING ELECTRONIC SYSTEM WHEN INFORMATION IS TRANSFERRED.

01.	Oct.07.2019	issued for tender
02.	Mar.13.2020	issued for design coordination #2
03.	Mar.16.2020	issued for addendum #2
04.	Mar.16.2020	issued for addendum #3

issued for revisions

GRAZIANI + CORAZZA ARCHITECTS
1320 CHARLESTON DRIVE, SUITE 100 MISSISSAUGA, ONTARIO L4W 1C3
T 905.795.2601 F 905.795.2644 WWW.GC-ARCHITECTS.COM

RESIDENTIAL

ATTMAR + PALLESCHI DRIVE

BRAMPTON ONTARIO

PROJECT ARCHITECT:	B.GRAZIANI
ASSISTANT DESIGNER:	R.LINCOLN
DRAWN BY:	F.C/M.B
CHECKED BY:	D.BIASE/G.COLANGELO
PLOT DATE:	AUG.06.2020
JOB #	1331.15

BUILDING SECTIONS

1:50 A501

TITLEBLOCK SIZE: 915 x 1200

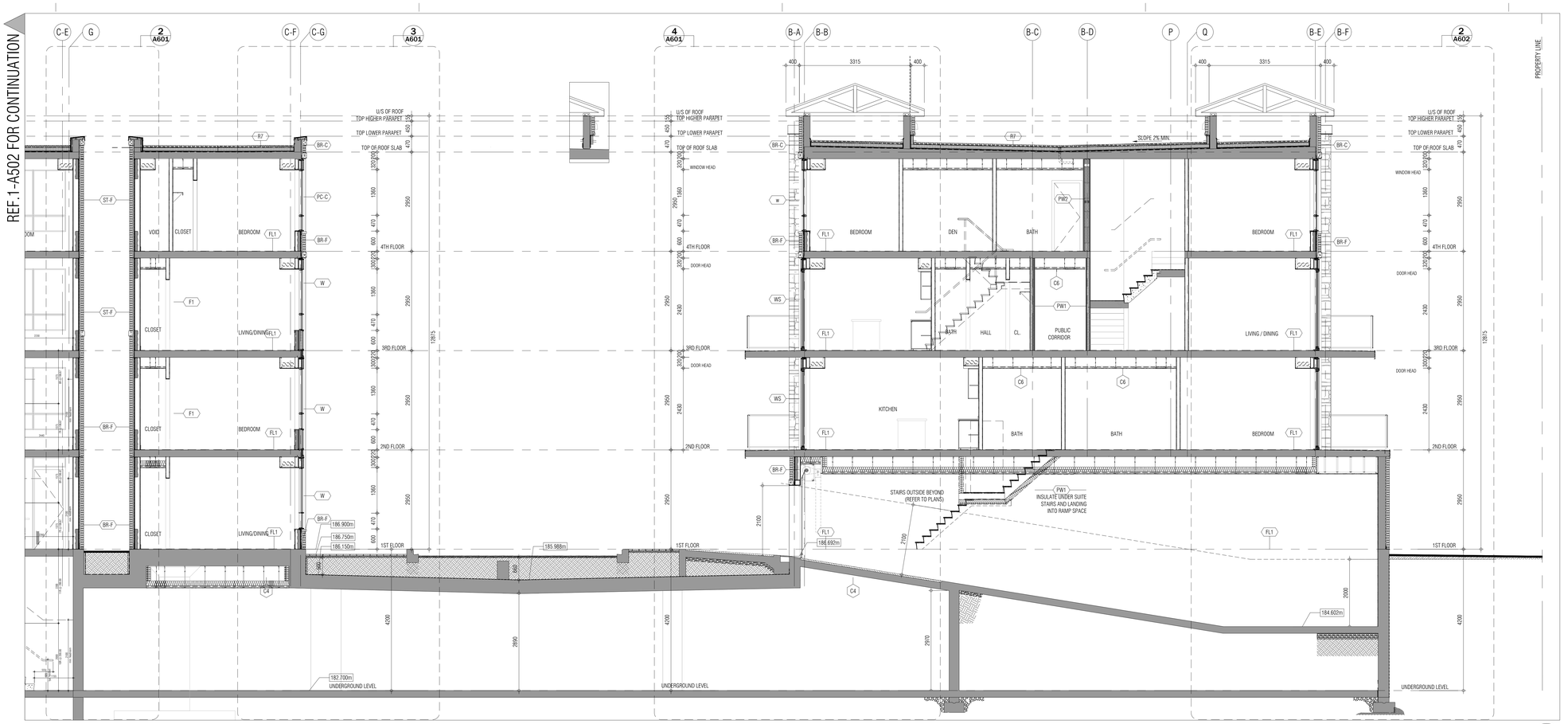

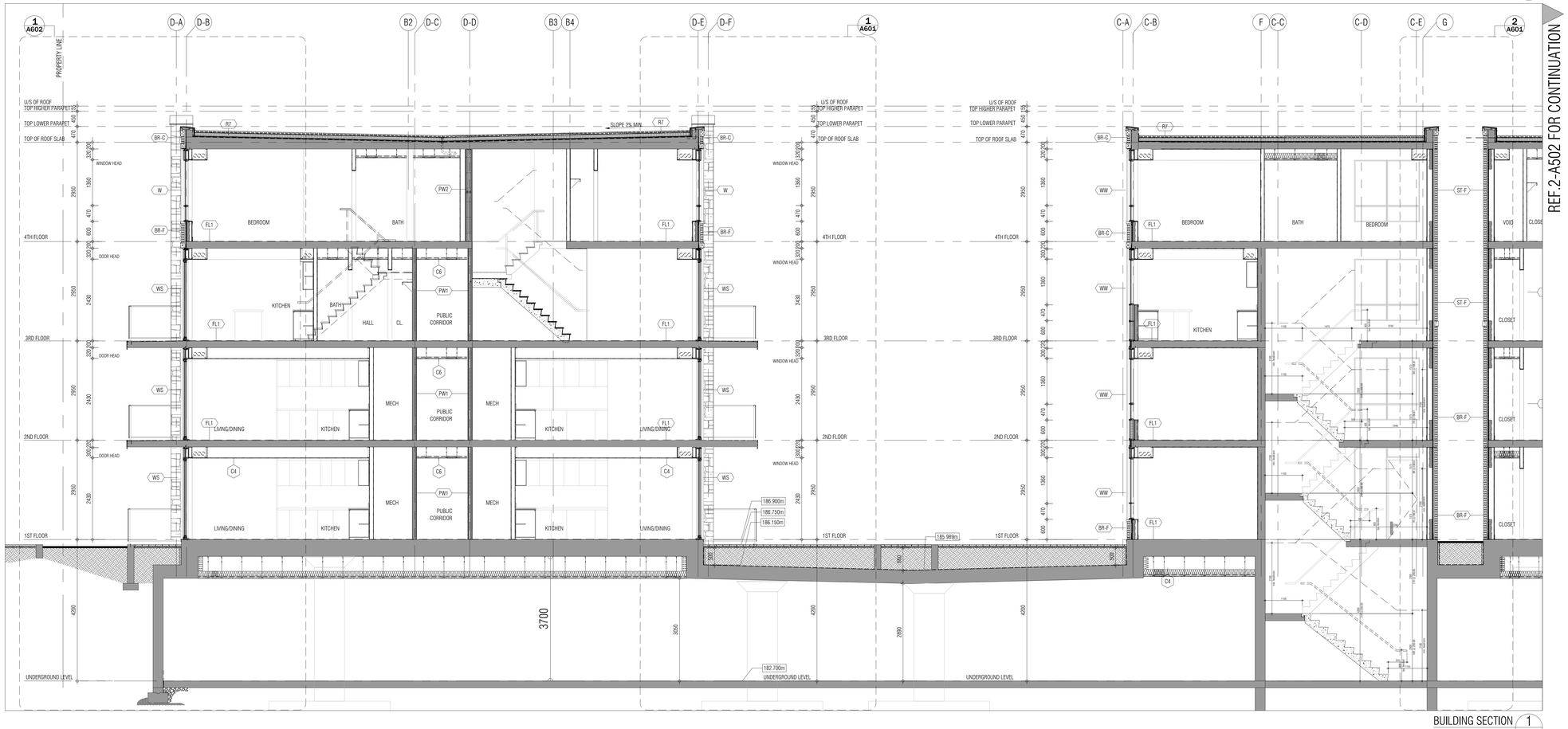

THIS DRAWING, AS AN INSTRUMENT OF SERVICE, IS PROVIDED BY AND IS THE PROPERTY OF GRAZIANI+CORAZZA ARCHITECTS INC. THE CONTRACTOR MUST VERIFY AND ACCEPT RESPONSIBILITY FOR ALL DIMENSIONS AND CONDITIONS ON SITE AND MUST NOTIFY GRAZIANI+CORAZZA ARCHITECTS INC. OF ANY VARIATIONS FROM THE SUPPLIED INFORMATION. GRAZIANI+CORAZZA ARCHITECTS INC. IS NOT RESPONSIBLE FOR THE ACCURACY OF SURVEY, STRUCTURAL, MECHANICAL, ELECTRICAL, AND OTHER ENGINEERING INFORMATION SHOWN ON THIS DRAWING. REFER TO THE APPROPRIATE ENGINEERING DRAWINGS BEFORE PROCEEDING WITH THE WORK. CONSTRUCTION MUST CONFORM TO ALL APPLICABLE CODES AND REQUIREMENTS OF THE AUTHORITIES HAVING JURISDICTION. UNLESS OTHERWISE NOTED, NO INVESTIGATION HAS BEEN UNDERTAKEN OR REPORTED ON BY THIS OFFICE IN REGARDS TO THE ENVIRONMENTAL CONDITION OF THIS SITE.

THIS DRAWING IS NOT TO BE SCALED. ALL ARCHITECTURAL SYMBOLS INDICATED ON THIS DRAWING ARE GRAPHIC REPRESENTATIONS ONLY.

CONDITIONS FOR ELECTRONIC INFORMATION TRANSFER:

ELECTRONIC INFORMATION IS SUPPLIED TO THE OTHER ASSOCIATED FIRMS TO ASSIST THEM IN THE EXECUTION OF THEIR WORK / REVIEW. THE RECIPIENT FIRMS MUST DETERMINE THE COMPLETENESS / APPROPRIATENESS / RELEVANCE OF THE INFORMATION IN RESPECT TO THEIR PARTICULAR RESPONSIBILITY.

GRAZIANI+CORAZZA ARCHITECTS INC. SHALL NOT BE RESPONSIBLE FOR:
1. ERRORS, OMISSIONS, INCOMPLETENESS DUE TO LOSS OF INFORMATION IN WHOLE OR PART WHEN INFORMATION IS TRANSFERRED.
2. TRANSMISSION OF ANY VIRUS OR DAMAGE TO THE RECEIVING ELECTRONIC SYSTEM WHEN INFORMATION IS TRANSFERRED.

01.	Oct.07.2019	issued for tender
02.	Mar.13.2020	issued for design coordination #2
03.	Mar.16.2020	issued for addendum #2
04.	Mar.16.2020	issued for addendum #3

issued for revisions

GRAZIANI + CORAZZA ARCHITECTS
1320 CHARLESTON DRIVE, SUITE 100 MISSISSAUGA, ONTARIO L4W 1C3
T 905.790.2601 F 905.790.2644 WWW.GC-ARCHITECTS.COM

RESIDENTIAL

ATTMAR + PALLESCHI DRIVE

BRAMPTON ONTARIO

PROJECT ARCHITECT:	B.GRAZIANI
ASSISTANT DESIGNER:	R.LINCOLN
DRAWN BY:	F.C/M.B
CHECKED BY:	D.BIASE/G.COLANGELO
PLOT DATE:	AUG.06.2020
JOB #	1331.15

BUILDING SECTION

1:50 A502

TITLEBLOCK SIZE: 915 x 1200

THIS DRAWING, AS AN INSTRUMENT OF SERVICE, IS PROVIDED BY AND IS THE PROPERTY OF GRAZIANI+CORAZZA ARCHITECTS INC. THE CONTRACTOR MUST VERIFY AND ACCEPT RESPONSIBILITY FOR ALL DIMENSIONS AND CONDITIONS ON SITE AND MUST NOTIFY GRAZIANI+CORAZZA ARCHITECTS INC. OF ANY VARIATIONS FROM THE SUPPLIED INFORMATION. GRAZIANI+CORAZZA ARCHITECTS INC. IS NOT RESPONSIBLE FOR THE ACCURACY OF SURVEY. STRUCTURAL, MECHANICAL, ELECTRICAL, AND OTHER ENGINEERING INFORMATION SHOWN ON THIS DRAWING, REFER TO THE APPROPRIATE ENGINEERING DRAWINGS BEFORE PROCEEDING WITH THE WORK. CONSTRUCTION MUST CONFORM TO ALL APPLICABLE CODES AND REQUIREMENTS OF THE AUTHORITIES HAVING JURISDICTION. UNLESS OTHERWISE NOTED, NO INVESTIGATION HAS BEEN UNDERTAKEN OR REPORTED ON BY THIS OFFICE IN REGARDS TO THE ENVIRONMENTAL CONDITION OF THIS SITE.

THIS DRAWING IS NOT TO BE SCALED. ALL ARCHITECTURAL SYMBOLS INDICATED ON THIS DRAWING ARE GRAPHIC REPRESENTATIONS ONLY.

CONDITIONS FOR ELECTRONIC INFORMATION TRANSFER:

ELECTRONIC INFORMATION IS SUPPLIED TO THE OTHER ASSOCIATED FIRMS TO ASSIST THEM IN THE EXECUTION OF THEIR WORK / REVIEW. THE RECIPIENT FIRMS MUST DETERMINE THE COMPLETENESS / APPROPRIATENESS / RELEVANCE OF THE INFORMATION IN RESPECT TO THEIR PARTICULAR RESPONSIBILITY.

GRAZIANI+CORAZZA ARCHITECTS INC. SHALL NOT BE RESPONSIBLE FOR:
1. ERRORS, OMISSIONS, INCOMPLETENESS DUE TO LOSS OF INFORMATION IN WHOLE OR PART WHEN INFORMATION IS TRANSFERRED.
2. TRANSMISSION OF ANY VIRUS OR DAMAGE TO THE RECEIVING ELECTRONIC SYSTEM WHEN INFORMATION IS TRANSFERRED.

01. Oct.07.2019 issued for tender
02. Mar.13.2020 issued for design coordination #2
03. Mar.16.2020 issued for addendum #2
04. Mar.16.2020 issued for addendum #3

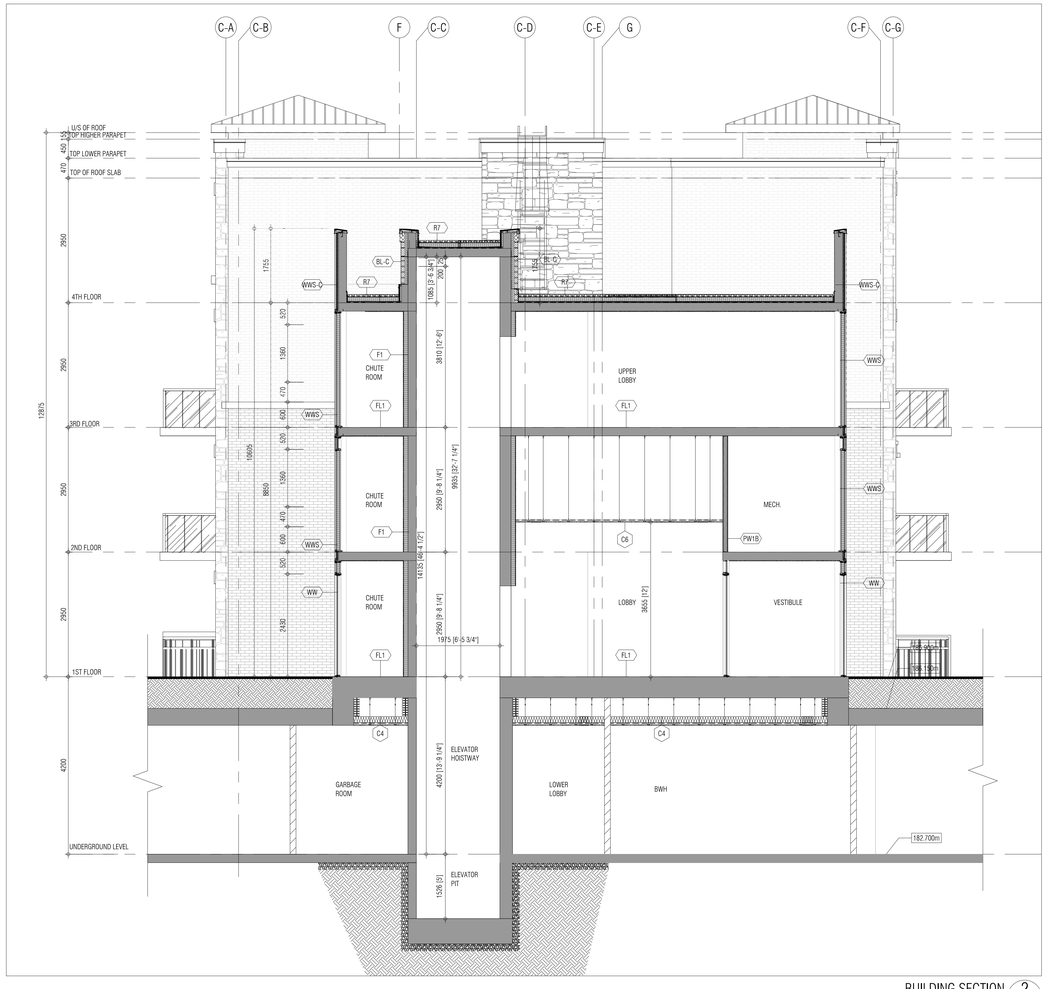

BUILDING SECTION 2
1:50 A503

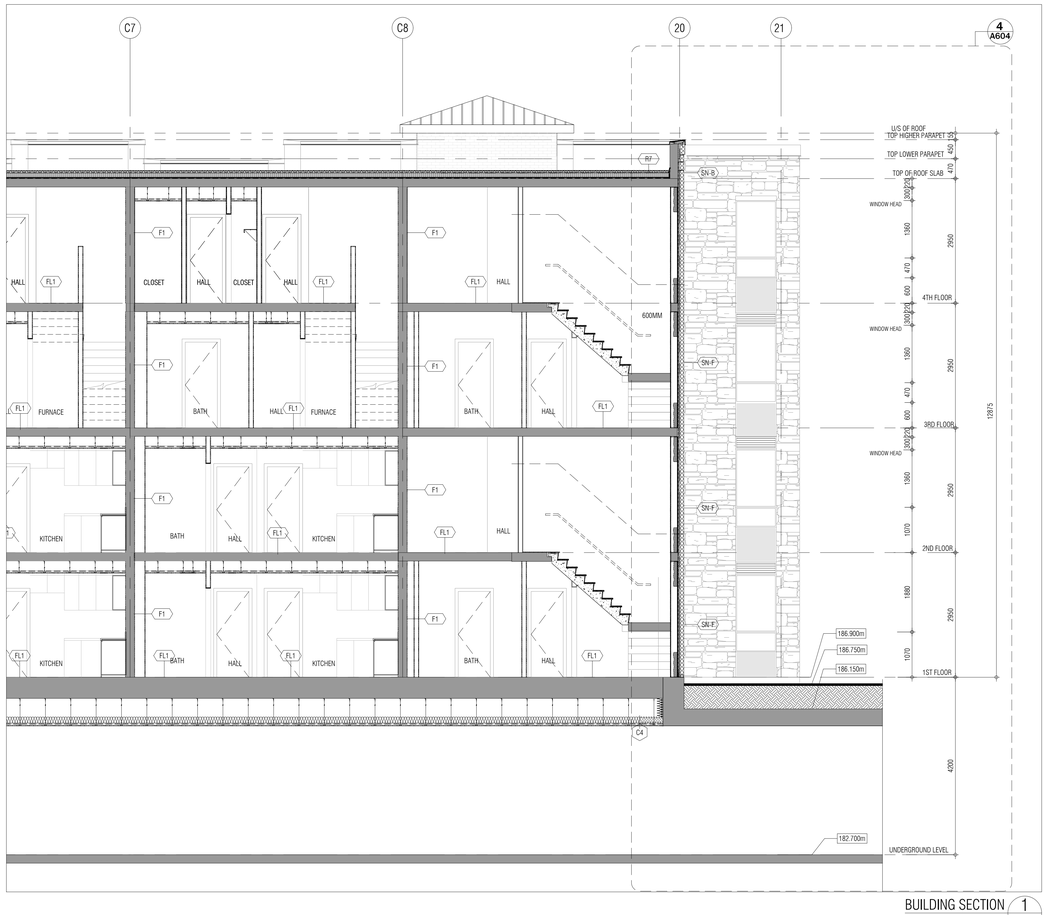

BUILDING SECTION 1
1:50 A503

issued for revisions

GRAZIANI + CORAZZA ARCHITECTS
1320 SHARISON DRIVE, SUITE 100 MISSISSAUGA, ONTARIO L4W 1C3
T 905.795.2921 F 905.795.2944 WWW.GC-ARCHITECTS.COM

RESIDENTIAL

ATTMAR + PALLESCHI DRIVE

BRAMPTON ONTARIO

PROJECT ARCHITECT:	B.GRAZIANI
ASSISTANT DESIGNER:	R.LINCOLN
DRAWN BY:	F.C/M.B
CHECKED BY:	D.BIASE/G.COLANGELO
PLOT DATE:	AUG.06.2020
JOB #	1331.15

BUILDING SECTION

1:50 A503

TITLEBLOCK SIZE: 915 x 1200

THIS DRAWING, AS AN INSTRUMENT OF SERVICE, IS PROVIDED BY AND IS THE PROPERTY OF GRAZIANI+CORAZZA ARCHITECTS INC. THE CONTRACTOR MUST VERIFY AND ACCEPT RESPONSIBILITY FOR ALL DIMENSIONS AND CONDITIONS ON SITE AND MUST NOTIFY GRAZIANI+CORAZZA ARCHITECTS INC. OF ANY VARIATIONS FROM THE SUPPLIED INFORMATION. GRAZIANI+CORAZZA ARCHITECTS INC. IS NOT RESPONSIBLE FOR THE ACCURACY OF SURVEY. STRUCTURAL, MECHANICAL, ELECTRICAL, AND OTHER ENGINEERING INFORMATION SHOWN ON THIS DRAWING, REFER TO THE APPROPRIATE ENGINEERING DRAWINGS BEFORE PROCEEDING WITH THE WORK. CONSTRUCTION MUST CONFORM TO ALL APPLICABLE CODES AND REQUIREMENTS OF THE AUTHORITIES HAVING JURISDICTION. UNLESS OTHERWISE NOTED, NO INVESTIGATION HAS BEEN UNDERTAKEN OR REPORTED ON BY THIS OFFICE IN REGARDS TO THE ENVIRONMENTAL CONDITION OF THIS SITE.

THIS DRAWING IS NOT TO BE SCALED. ALL ARCHITECTURAL SYMBOLS INDICATED ON THIS DRAWING ARE GRAPHIC REPRESENTATIONS ONLY.

CONDITIONS FOR ELECTRONIC INFORMATION TRANSFER:

ELECTRONIC INFORMATION IS SUPPLIED TO THE OTHER ASSOCIATED FIRMS TO ASSIST THEM IN THE EXECUTION OF THEIR WORK / REVIEW. THE RECIPIENT FIRMS MUST DETERMINE THE COMPLETENESS / APPROPRIATENESS / RELEVANCE OF THE INFORMATION IN RESPECT TO THEIR PARTICULAR RESPONSIBILITY.

GRAZIANI+CORAZZA ARCHITECTS INC. SHALL NOT BE RESPONSIBLE FOR:
1. ERRORS, OMISSIONS, INCOMPLETENESS DUE TO LOSS OF INFORMATION IN WHOLE OR PART WHEN INFORMATION IS TRANSFERRED.
2. TRANSMISSION OF ANY VIRUS OR DAMAGE TO THE RECEIVING ELECTRONIC SYSTEM WHEN INFORMATION IS TRANSFERRED.

01. Oct.07.2019 issued for tender
02. Mar.13.2020 issued for design coordination #2
03. Mar.16.2020 issued for addendum #2
04. Mar.16.2020 issued for addendum #3

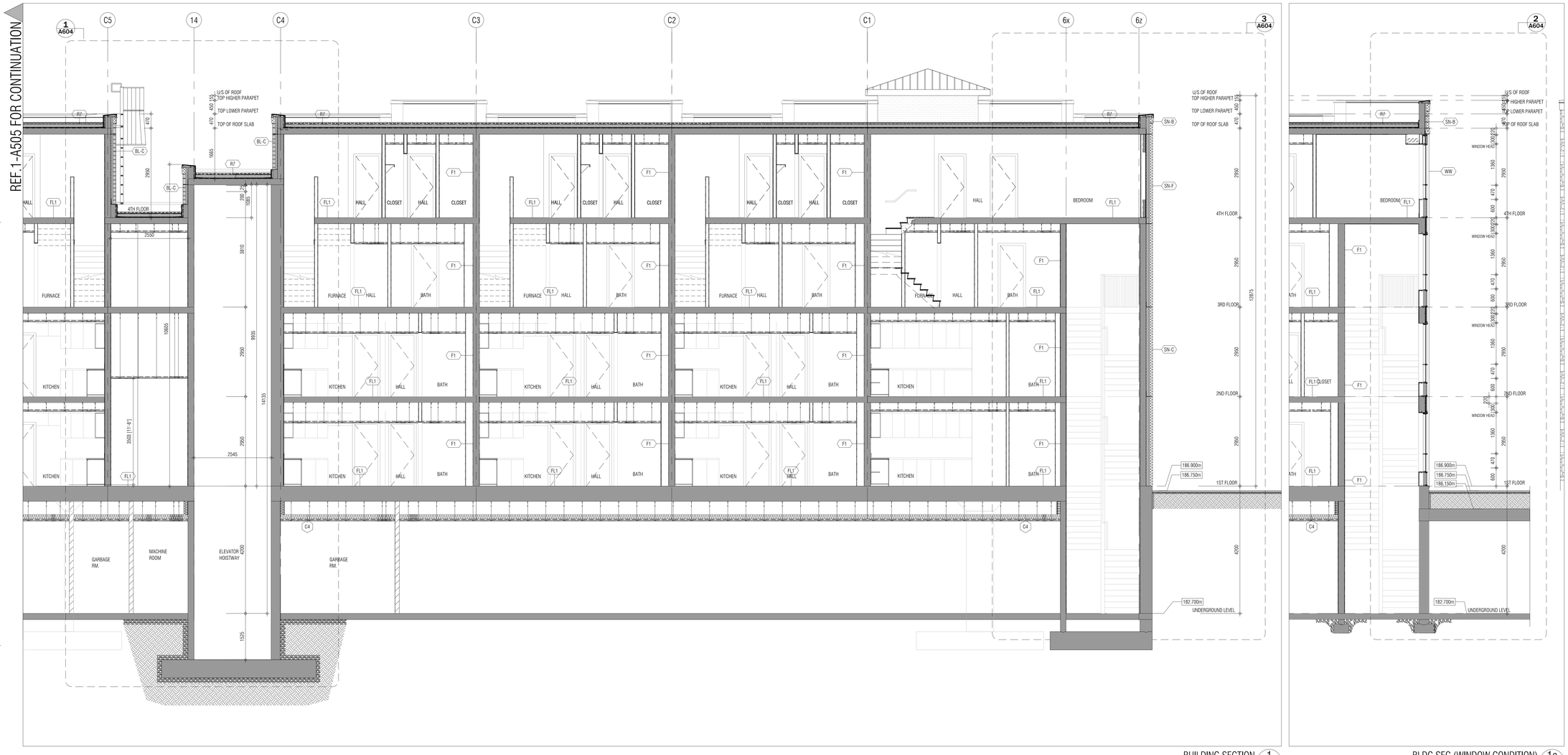

BUILDING SECTION 1 — 1:50 — A504

BLDG SEC.(WINDOW CONDITION) 1a — 1:50 — A504

issued for revisions

GRAZIANI CORAZZA ARCHITECTS
1320 DAMSON DRIVE, SUITE 100 MISSISSAUGA, ONTARIO L4W 1C3
T.905.795.2601 F.905.795.2644 WWW.GC-ARCHITECTS.COM

RESIDENTIAL

ATTMAR + PALLESCHI DRIVE

BRAMPTON	ONTARIO
PROJECT ARCHITECT:	B.GRAZIANI
ASSISTANT DESIGNER:	R.LINCOLN
DRAWN BY:	F.C/M.B
CHECKED BY:	D.BIASE/G.COLANGELO
PLOT DATE:	AUG.06.2020
JOB #	1331.15

BUILDING SECTION

1:50 A504

TITLEBLOCK SIZE: 915 x 1200

THIS DRAWING, AS AN INSTRUMENT OF SERVICE, IS PROVIDED BY AND IS THE PROPERTY OF GRAZIANI+CORAZZA ARCHITECTS INC. THE CONTRACTOR MUST VERIFY AND ACCEPT RESPONSIBILITY FOR ALL DIMENSIONS AND CONDITIONS ON SITE AND MUST NOTIFY GRAZIANI+CORAZZA ARCHITECTS INC. OF ANY VARIATIONS FROM THE SUPPLIED INFORMATION. GRAZIANI+CORAZZA ARCHITECTS INC. IS NOT RESPONSIBLE FOR THE ACCURACY OF SURVEY, STRUCTURAL, MECHANICAL, ELECTRICAL, AND OTHER ENGINEERING INFORMATION SHOWN ON THIS DRAWING. REFER TO THE APPROPRIATE ENGINEERING DRAWINGS BEFORE PROCEEDING WITH THE WORK. CONSTRUCTION MUST CONFORM TO ALL APPLICABLE CODES AND REQUIREMENTS OF THE AUTHORITIES HAVING JURISDICTION. UNLESS OTHERWISE NOTED, NO INVESTIGATION HAS BEEN UNDERTAKEN OR REPORTED ON BY THIS OFFICE IN REGARDS TO THE ENVIRONMENTAL CONDITION OF THIS SITE.

THIS DRAWING IS NOT TO BE SCALED. ALL ARCHITECTURAL SYMBOLS INDICATED ON THIS DRAWING ARE GRAPHIC REPRESENTATIONS ONLY.

CONDITIONS FOR ELECTRONIC INFORMATION TRANSFER:

ELECTRONIC INFORMATION IS SUPPLIED TO THE OTHER ASSOCIATED FIRMS TO ASSIST THEM IN THE EXECUTION OF THEIR WORK / REVIEW. THE RECIPIENT FIRMS MUST DETERMINE THE COMPLETENESS / APPROPRIATENESS / RELEVANCE OF THE INFORMATION IN RESPECT TO THEIR PARTICULAR RESPONSIBILITY.

GRAZIANI+CORAZZA ARCHITECTS INC. SHALL NOT BE RESPONSIBLE FOR:
1. ERRORS, OMISSIONS, INCOMPLETENESS DUE TO LOSS OF INFORMATION IN WHOLE OR PART WHEN INFORMATION IS TRANSFERRED.
2. TRANSMISSION OF ANY VIRUS OR DAMAGE TO THE RECEIVING ELECTRONIC SYSTEM WHEN INFORMATION IS TRANSFERRED.

01. Oct.07.2019 issued for tender

02. Mar.13.2020 issued for design coordination #2

03. Mar.16.2020 issued for addendum #2

04. Mar.16.2020 issued for addendum #3

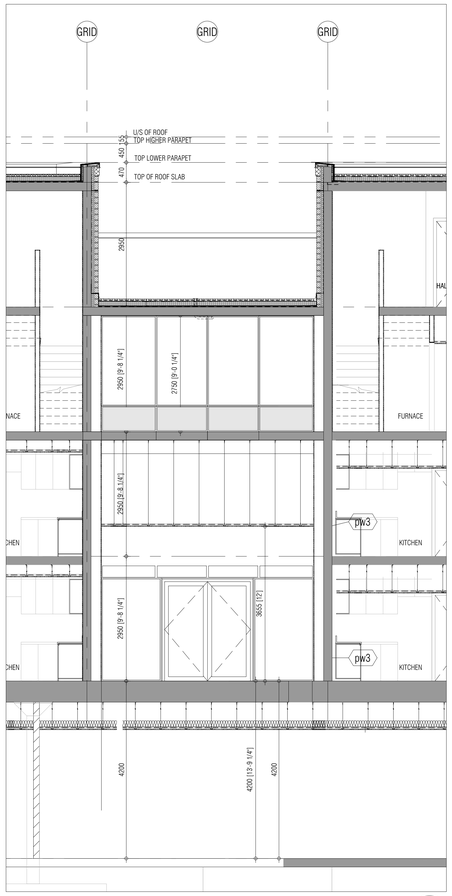

BUILDING SECTION AT LINK - HIGH LOBBY 1
1:50 A506

issued for revisions

GRAZIANI + CORAZZA ARCHITECTS
1320 CHARLESTON DRIVE, SUITE 100 MISSISSAUGA, ONTARIO L4W 1C3
T 905.795.2601 F 905.795.2644 WWW.GC-ARCHITECTS.COM

RESIDENTIAL

ATTMAR + PALLESCHI DRIVE

BRAMPTON ONTARIO

PROJECT ARCHITECT:	B.GRAZIANI
ASSISTANT DESIGNER:	R.LINCOLN
DRAWN BY:	F.C/M.B
CHECKED BY:	D.BIASE/G.COLANGELO
PLOT DATE:	AUG.06.2020
JOB #	1331.15

BUILDING SECTION

1:50 A506

TITLEBLOCK SIZE: 915 x 1200

THIS DRAWING, AS AN INSTRUMENT OF SERVICE, IS PROVIDED BY AND IS THE PROPERTY OF GRAZIANI+CORAZZA ARCHITECTS INC. THE CONTRACTOR MUST REVIEW AND ACCEPT RESPONSIBILITY FOR ALL DIMENSIONS AND CONDITIONS ON SITE AND MUST NOTIFY GRAZIANI+CORAZZA ARCHITECTS INC. OF ANY VARIATIONS FROM THE SPECIFIED INFORMATION. GRAZIANI+CORAZZA ARCHITECTS INC. IS NOT RESPONSIBLE FOR THE ACCURACY OR SURVEY, STRUCTURAL, MECHANICAL, ELECTRICAL, MEP, OTHER ENGINEERED INFORMATION SHOWN ON THIS DRAWING. REPRODUCTION OF THE ARCHITECTS HAVING JURISDICTION, UNLESS OTHERWISE THE WORK CONSTRUCTED MUST CONFORM TO ALL APPLICABLE CODES AND NOTED. NO ASSISTANCE TO THE UNDERSIGNED OR REPORTED ON BY THIS OFFICE IN REGARDS TO THE UNDERMENTIONED CONDITION OF THIS SITE.

THIS DRAWING IS NOT TO BE SCALED. ALL ARCHITECTURAL DIMENSIONS INDICATED ON THIS DRAWING ARE GIVING REPRESENTATIONS ONLY.

CONTRACTORS FOR ELECTRONIC INFORMATION TRANSFERS

ELECTRONIC INFORMATION IS GIVEN TO THE OTHER ASSOCIATES PARTIES TO ASSIST THEM IN THE EXECUTION OF THEIR WORK / WORK. THE RECIPIENT PARTIES MUST OTHERWISE THE CONSTRUCTION / APPROPRIATENESS / RELIANCE OF THE INFORMATION IN RESPECT TO THEIR WORK / WORK. THE RECIPIENT PARTIES

GRAZIANI+CORAZZA ARCHITECTS INC. SHALL NOT BE RESPONSIBLE FOR:
1. ERRORS, OMISSIONS, INCONSISTENCIES DUE TO LOSS OF INFORMATION IN WHICH WE PART WHEN INFORMATION IS TRANSFERRED.
2. TRANSMISSION OF ANY VIRUS OR DAMAGE TO THE RECEIVING ELECTRONIC SYSTEM WHEN INFORMATION IS TRANSFERRED.

01.	Oct.07.2019	Issued for tender
02.	Mar.13.2020	Issued for design coordination # 2
03.	Mar.16.2020	Issued for addendum # 2
04.	Mar.16.2020	Issued for addendum # 3

Issued for revisions

GRAZIANI
CORAZZA
ARCHITECTS
1325 SHEPPARD DRIVE SUITE 100 MISSISSAUGA ONTARIO L4W 1C3
T 905.795.3001 F 905.795.3444 WWW.GC-ARCHITECTS.COM

RESIDENTIAL

ATTMAR + FALLECCHI DRIVE ONTARIO

BRAMPTON	
PROJECT ARCHITECT:	R.GARAZIANI
ASSISTANT DESIGNER:	R.LINCOLN
DRAWN BY:	F.C./M.B
CHECKED BY:	D.BIASE/E.COLLANGELO
PLOT DATE:	AUG.06.2020
JOB #	1331.15

WALL SECTIONS

TITLEBLOCK SIZE: 915 x 1200

1:25 A601

WALL SECTION 1 / A601 — 1:25

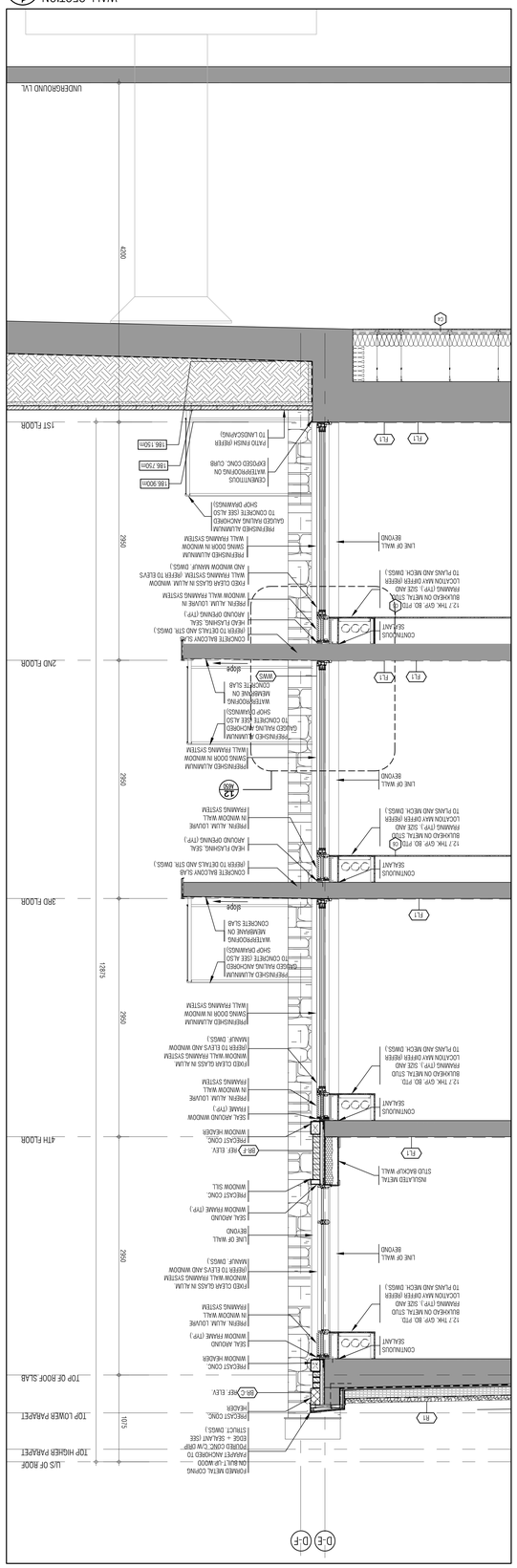
UNDERGROUND LVL
1ST FLOOR
2ND FLOOR
3RD FLOOR
4TH FLOOR
TOP OF ROOF SLAB
TOP LOWER PARAPET
TOP HIGHER PARAPET
U/S OF ROOF
4200
2950
1575
CONCRETE BALCONY SLAB ON GRADE
CONCRETE WALL (REFER TO STRUCT. DWGS.)
FOOTING SIZE (REFER TO STRUCT. DWGS.)
HANDRAIL EXTENSION BEYOND
INSULATED METAL STUD BACKUP WALL
PREFINISHED ALUMINUM SWING DOOR IN WINDOW WALL FRAMING SYSTEM
CONCRETE BALCONY SLAB
REFER TO DETAILS ARCH. DWGS.
CONTINUOUS SEALANT
PREFINISHED ALUMINUM GUARD RAILING ANCHORED TO CONCRETE SLAB
WATERPROOFING MEMBRANE ON CONCRETE SLAB
slope
PREFINISHED ALUMINUM GUARD RAILING ANCHORED TO CONCRETE SLAB
WATERPROOFING MEMBRANE ON CONCRETE SLAB
slope
CONCRETE BALCONY SLAB
REFER TO DETAILS ARCH. DWGS.
CONTINUOUS SEALANT
SEAL AROUND WINDOW FRAME (TYP.)
PREFINISHED ALUMINUM SWING DOOR IN WINDOW WALL FRAMING SYSTEM

THIS DRAWING, AS AN INSTRUMENT OF SERVICE, IS PROVIDED BY AND IS THE PROPERTY OF GRAZIANI+CORAZZA ARCHITECTS INC. THE CONTRACTOR MUST SITE AND MUST NOTIFY GRAZIANI+CORAZZA ARCHITECTS INC. OF ANY VARIATIONS FROM THE SPECIFIED INFORMATION. GRAZIANI+CORAZZA ARCHITECTS INC. IS NOT VIEWED AND ACCEPT RESPONSIBILITY FOR ALL DIMENSIONS AND CONDITIONS ON REPRODUCED FOR THE ACCURACY OR SURVEY, STRUCTURAL, MECHANICAL, ELECTRICAL, AND OTHER ENGINEERED INFORMATION SHOWN ON THIS DRAWING. REPRESENTED BY THE ARCHITECTS HAVING JURISDICTION, UNLESS OTHERWISE THE WORK CONSTRUCTION MUST CONFORM TO ALL APPLICABLE CODES AND NOTED. NO ASSISTANCE HAS BEEN UNDERTAKEN OR REPORTED ON BY THIS OFFICE IN REGARDS TO THE ENVIRONMENTAL CONDITION OF THIS SITE.

THIS DRAWING IS NOT TO BE SCALED. ALL ARCHITECTURAL DIMENSIONS INDICATED ON THIS DRAWING ARE GIVING REPRESENTATIONS ONLY.

CONTRACTORS FOR ELECTRONIC INFORMATION TRANSFERS

ELECTRONIC INFORMATION IS SUPPLIED TO THE RECIPIENT PARTY TO ASSIST THEM IN THE EXECUTION OF THEIR WORK /WORK. THE RECIPIENT PARTY MUST OTHERWISE THE CONSTRUCTION / IMPROVEMENTSES / ALTERATIONS OF THE BUILDING IN RESPECT TO THEIR SPECIFIC REPRODUCTION.

GRAZIANI+CORAZZA ARCHITECTS INC. SHALL NOT BE RESPONSIBLE FOR:
1. ERRORS, OMISSIONS, INCONSISTENCIES DUE TO LOSS OF INFORMATION IN WHOLE OR PART WHEN INFORMATION IS TRANSFERRED.
2. TRANSMISSION OF A VIRUS OR DAMAGE TO THE RECEIVING ELECTRONIC SYSTEM WHEN INFORMATION IS TRANSFERRED.

01.	Oct.07.2019 issued for tender
02.	Mar.13.2020 issued for design coordination #2
03.	Mar.16.2020 issued for addendum #2
04.	Mar.16.2020 issued for addendum #3

issued for revisions

GRAZIANI
CORAZZA
ARCHITECTS
1325 SHERIDON DRIVE SUITE 100 MISSISSAUGA ONTARIO L4W 1C3
T 905.795.9494 F 905.795.9464 WWW.GC-ARCHITECTS.COM

RESIDENTIAL

ATTMAR + PALLESCHI DRIVE

ONTARIO

BRAMPTON	
PROJECT ARCHITECT:	R.GRAZIANI
ASSISTANT DESIGNER:	R.LINCOLN
DRAWN BY:	F.C./M.B
CHECKED BY:	D.BIASE/E.COLANGELO
PLOT DATE:	AUG.06.2020
JOB #	1331.15

WALL SECTIONS

A602

1:25

TITLEBLOCK SIZE: 915 x 1200

WALL SECTION 1 A602 1:25

WALL SECTION 2 A602 1:25

WALL SECTION 3 A602 1:25

WALL SECTION 4 A602 1:25

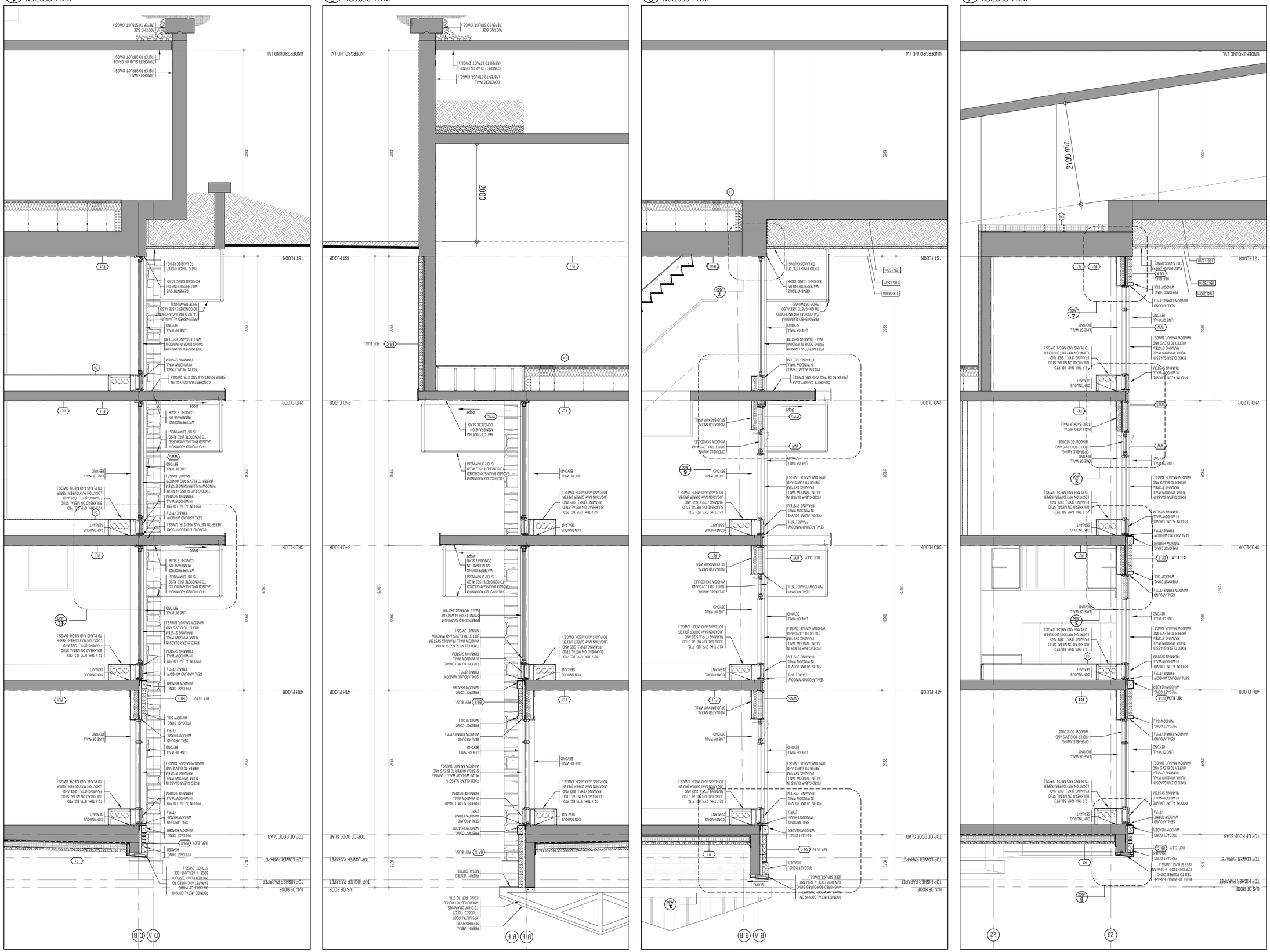

THIS DRAWING, AS AN INSTRUMENT OF SERVICE, IS PROVIDED BY AND IS THE PROPERTY OF GRAZIANI+CORAZZA ARCHITECTS INC. THE CONTRACTOR MUST VERIFY AND ACCEPT RESPONSIBILITY FOR ALL DIMENSIONS AND CONDITIONS ON SITE AND MUST NOTIFY GRAZIANI+CORAZZA ARCHITECTS INC. OF ANY VARIATIONS FROM THE SUPPLIED INFORMATION. GRAZIANI+CORAZZA ARCHITECTS INC. IS NOT RESPONSIBLE FOR THE ACCURACY OF SURVEY, STRUCTURAL, MECHANICAL, ELECTRICAL, AND OTHER ENGINEERING INFORMATION SHOWN ON THIS DRAWING. REFER TO THE APPROPRIATE ENGINEERING DRAWINGS BEFORE PROCEEDING WITH THE WORK. CONSTRUCTION MUST CONFORM TO ALL APPLICABLE CODES AND REQUIREMENTS OF THE AUTHORITIES HAVING JURISDICTION. UNLESS OTHERWISE NOTED, NO INVESTIGATION HAS BEEN UNDERTAKEN OR REPORTED ON BY THIS OFFICE IN REGARDS TO THE ENVIRONMENTAL CONDITION OF THIS SITE.

THIS DRAWING IS NOT TO BE SCALED. ALL ARCHITECTURAL SYMBOLS INDICATED ON THIS DRAWING ARE GRAPHIC REPRESENTATIONS ONLY.

CONDITIONS FOR ELECTRONIC INFORMATION TRANSFER:

ELECTRONIC INFORMATION IS SUPPLIED TO THE OTHER ASSOCIATED FIRMS TO ASSIST THEM IN THE EXECUTION OF THEIR WORK / REVIEW. THE RECIPIENT FIRMS MUST DETERMINE THE COMPLETENESS / APPROPRIATENESS / RELEVANCE OF THE INFORMATION IN RESPECT TO THEIR PARTICULAR RESPONSIBILITY.

GRAZIANI+CORAZZA ARCHITECTS INC. SHALL NOT BE RESPONSIBLE FOR:
1. ERRORS, OMISSIONS, INCOMPLETENESS DUE TO LOSS OF INFORMATION IN WHOLE OR PART WHEN INFORMATION IS TRANSFERRED.
2. TRANSMISSION OF ANY VIRUS OR DAMAGE TO THE RECEIVING ELECTRONIC SYSTEM WHEN INFORMATION IS TRANSFERRED.

01.	Oct.07.2019	issued for tender
02.	Mar.13.2020	issued for design coordination #2
03.	Mar.16.2020	issued for addendum #2
04.	Mar.16.2020	issued for addendum #3

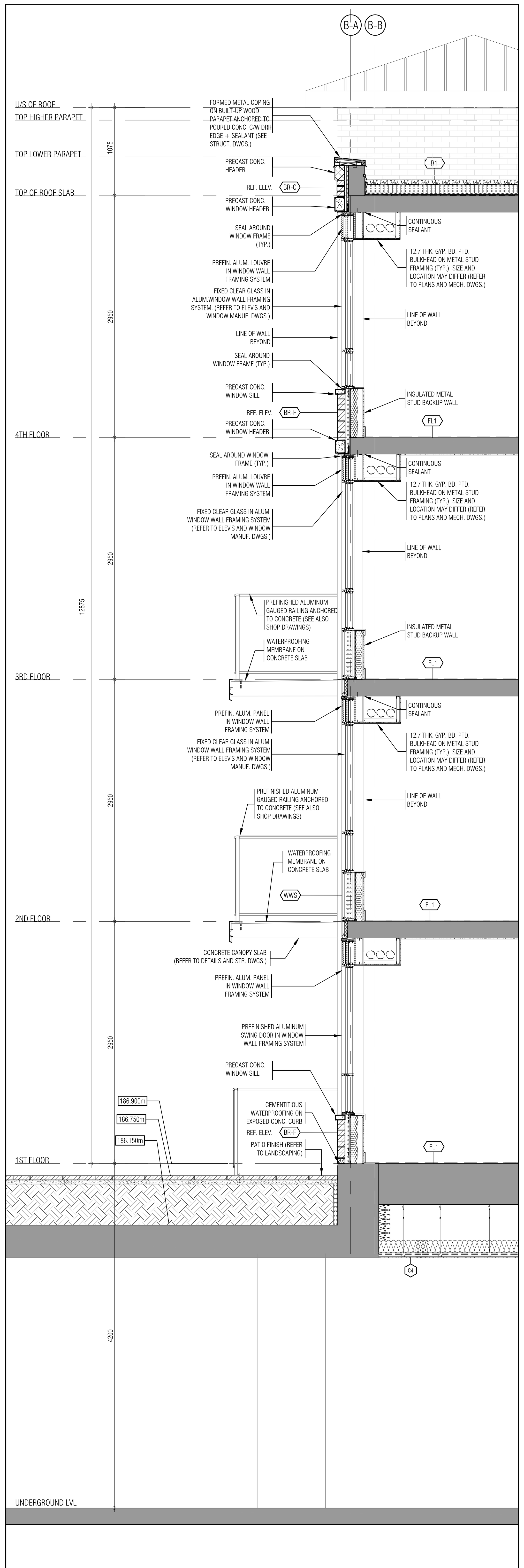

WALL SECTION 3
1:25 A603

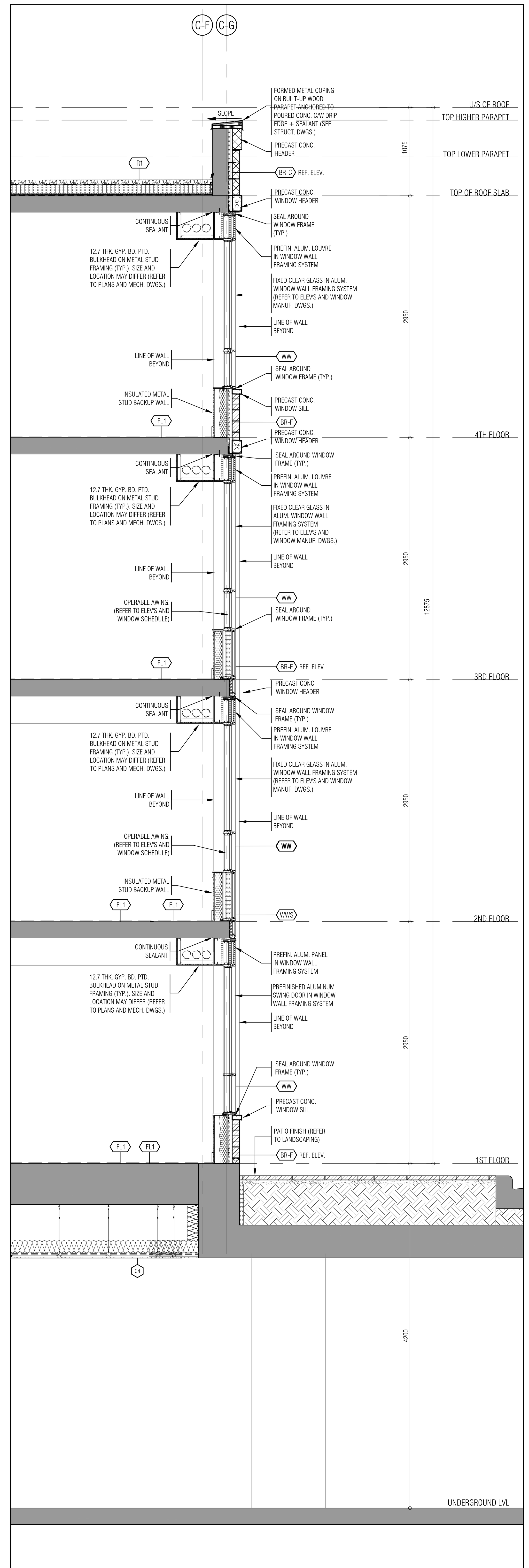

WALL SECTION 2
1:25 A603

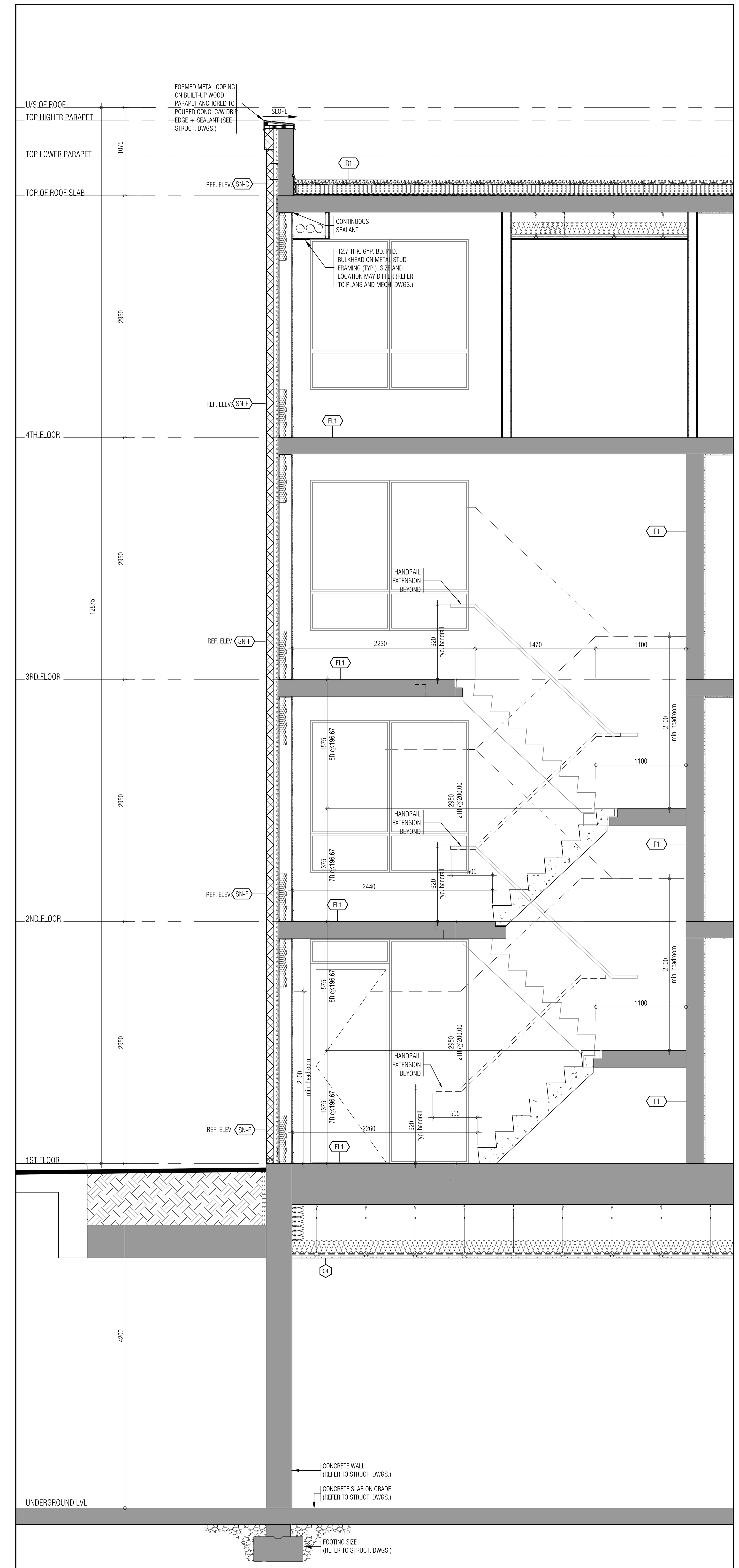

WALL SECTION 1
1:25 A603

issued for revisions

GRAZIANI + CORAZZA ARCHITECTS
1320 SHAWSON DRIVE, SUITE 100 MISSISSAUGA, ONTARIO L4W 1C3
T.905.795.2601 F.905.795.2844 WWW.GC-ARCHITECTS.COM

RESIDENTIAL

ATTMAR + PALLESCHI DRIVE

BRAMPTON ONTARIO

PROJECT ARCHITECT:	B.GRAZIANI
ASSISTANT DESIGNER:	R.LINCOLN
DRAWN BY:	F.C/M.B
CHECKED BY:	D.BIASE/G.COLANGELO
PLOT DATE:	AUG.06.2020
JOB #	1331.15

WALL SECTIONS

1:25 A603

TITLEBLOCK SIZE: 915 x 1200

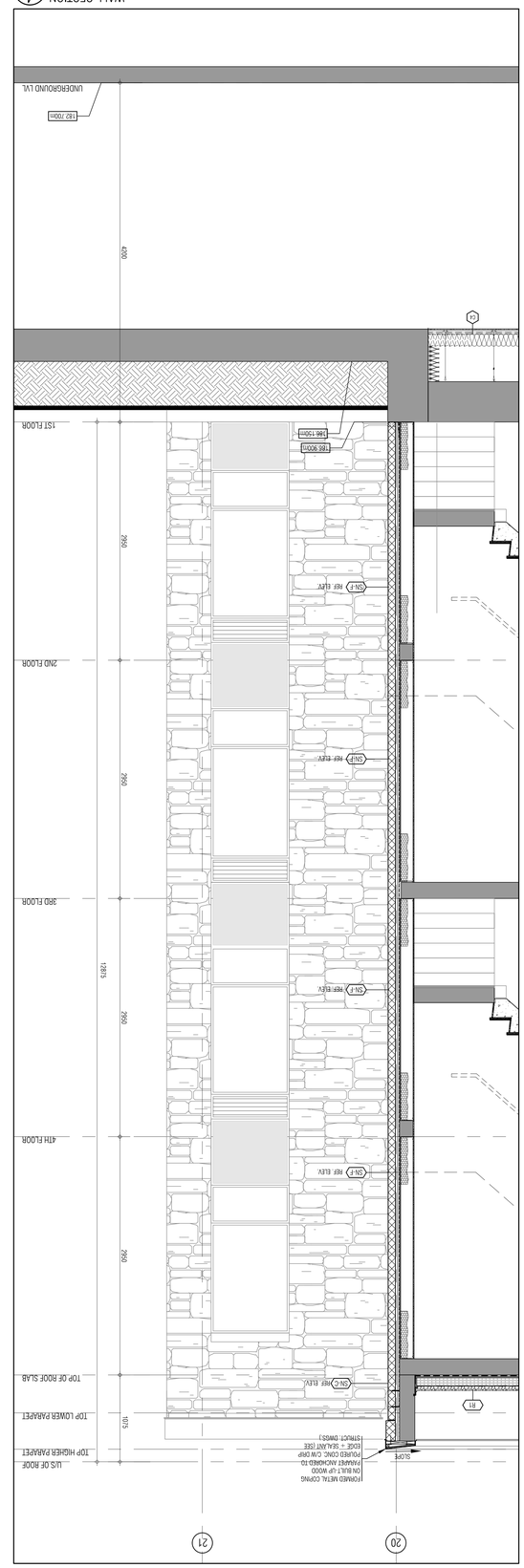

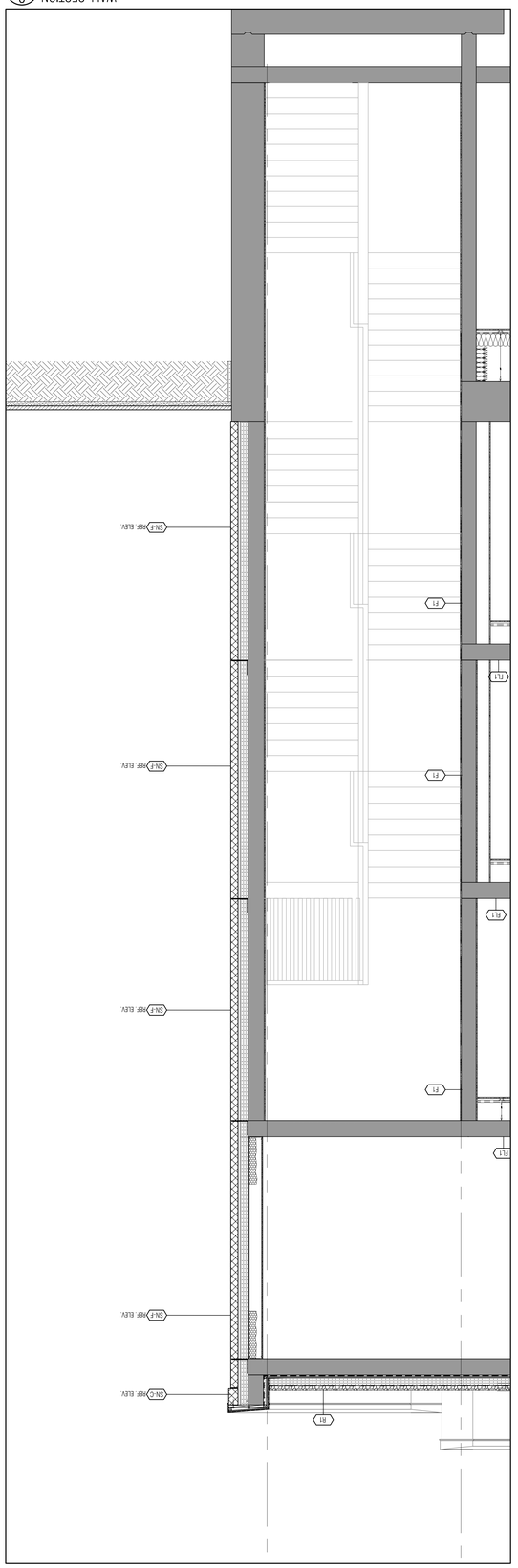

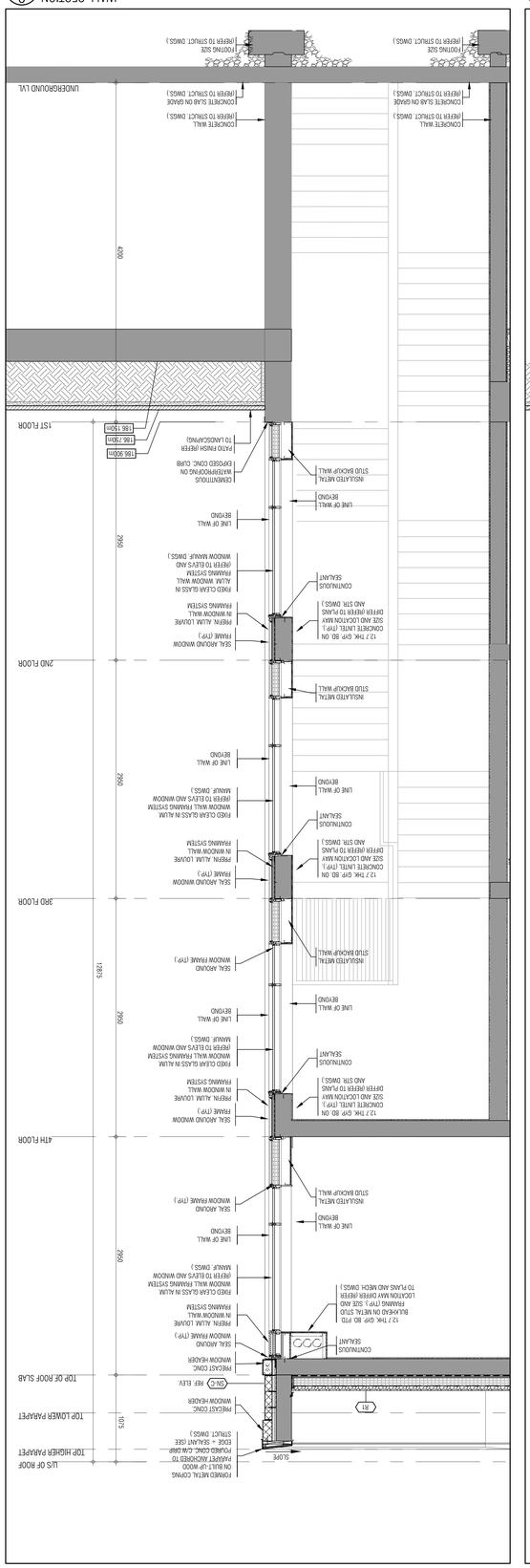

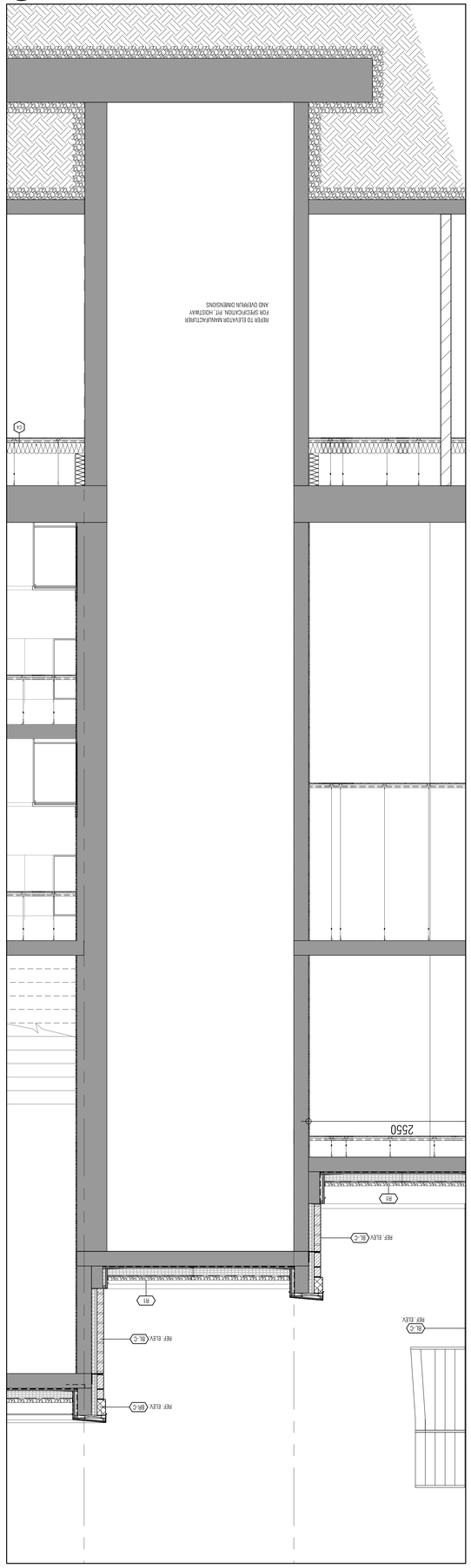

THIS DRAWING AS AN INSTRUMENT OF SERVICE IS PROVIDED BY AND IS THE PROPERTY OF GAZANA + OSKAZA ARCHITECTS INC. THE COPYRIGHTS AND CONFIDENCES HEREIN ARE THE EXCLUSIVE PROPERTY OF GAZANA + OSKAZA ARCHITECTS INC. & NOT TO BE USED IN WHOLE OR IN PART WITHOUT THE WRITTEN CONSENT OF GAZANA + OSKAZA ARCHITECTS INC. & NOT REPRODUCED FOR THE ACCURACY OF SURVEY, STRUCTURAL, MECHANICAL, ELECTRICAL, AND OTHER ENGINEERED INFORMATION SHOWN ON THIS DRAWING. REFER TO THE APPROPRIATE ENGINEERED DRAWINGS BEFORE PROCEEDING WITH WORK. CONTRACTORS MUST CHECK AND VERIFY ALL MECHANICAL CODES AND REGULATIONS OF THE AUTHORITIES HAVING JURISDICTION. UNLESS OTHERWISE NOTED, NO MISTAKES OR BRIEF UNDERSTANDING OR APPROVED ON BY THIS OFFICE IN REGARDS TO THE ENVIRONMENTAL CONDITION OF THIS SITE.

CONDITIONS FOR ELECTRONIC INFORMATION TRANSFER:

THIS DRAWING IS NOT TO BE SCALED. ARCHITECTURAL SYMBOLS INDICATED ON THIS DRAWING ARE GRAPHIC REPRESENTATIONS ONLY.

ELECTRONIC INFORMATION IS SUPPLIED TO THE OWNER ASSOCIATED PARTS TO ASSIST THEM IN THE CONSTRUCTION OF THEIR WORK /WHERE THE REPRINT PRINTS MUST OTHERWISE THE CONSTRUCTION / APPROPRIATENESS / SUITABILITY OF THE INFORMATION IN RESPECT TO THEIR PARTICULAR RESPONSIBILITY.

GAZANA+OSKAZA ARCHITECTS INC. SHALL NOT BE RESPONSIBLE FOR:
1. ERRORS, OMISSIONS, INCONSISTENCIES DUE TO LOSS OF INFORMATION IN WHOLE OR PART WHEN INFORMATION IS TRANSFERRED.
2. TRANSMISSION OF ANY VIRUS OR DAMAGE TO THE RECEIVING ELECTRONIC SYSTEM WHEN INFORMATION IS TRANSFERRED.

01	OCT.07.2019	issued for tender
02	MAY.13.2020	issued for design coordination #2
03	MAY.15.2020	issued for addendum #2
04	MAY.15.2020	issued for addendum #3

TITLEBLOCK SIZE: 915 x 1200

Issued for revisions

GRAZIANI CORAZZA ARCHITECTS

1325 DENISON STREET, SUITE 100, MISSISSAUGA, ONTARIO, L4W 1C3
T 905.795.9001 F 905.795.9464 WWW.GC-ARCHITECTS.COM

RESIDENTIAL

ATTMAR + PALLESCHI DRIVE
BRAMPTON ONTARIO

PROJECT ARCHITECT: R.GRAZIANI
ASSISTANT DESIGNER: R.LINCOLN
DRAWN BY: F.C./M.B
CHECKED BY: D.BIASE/E.COLANGELO
PLOT DATE: AUG.06.2020
JOB # 1331.15

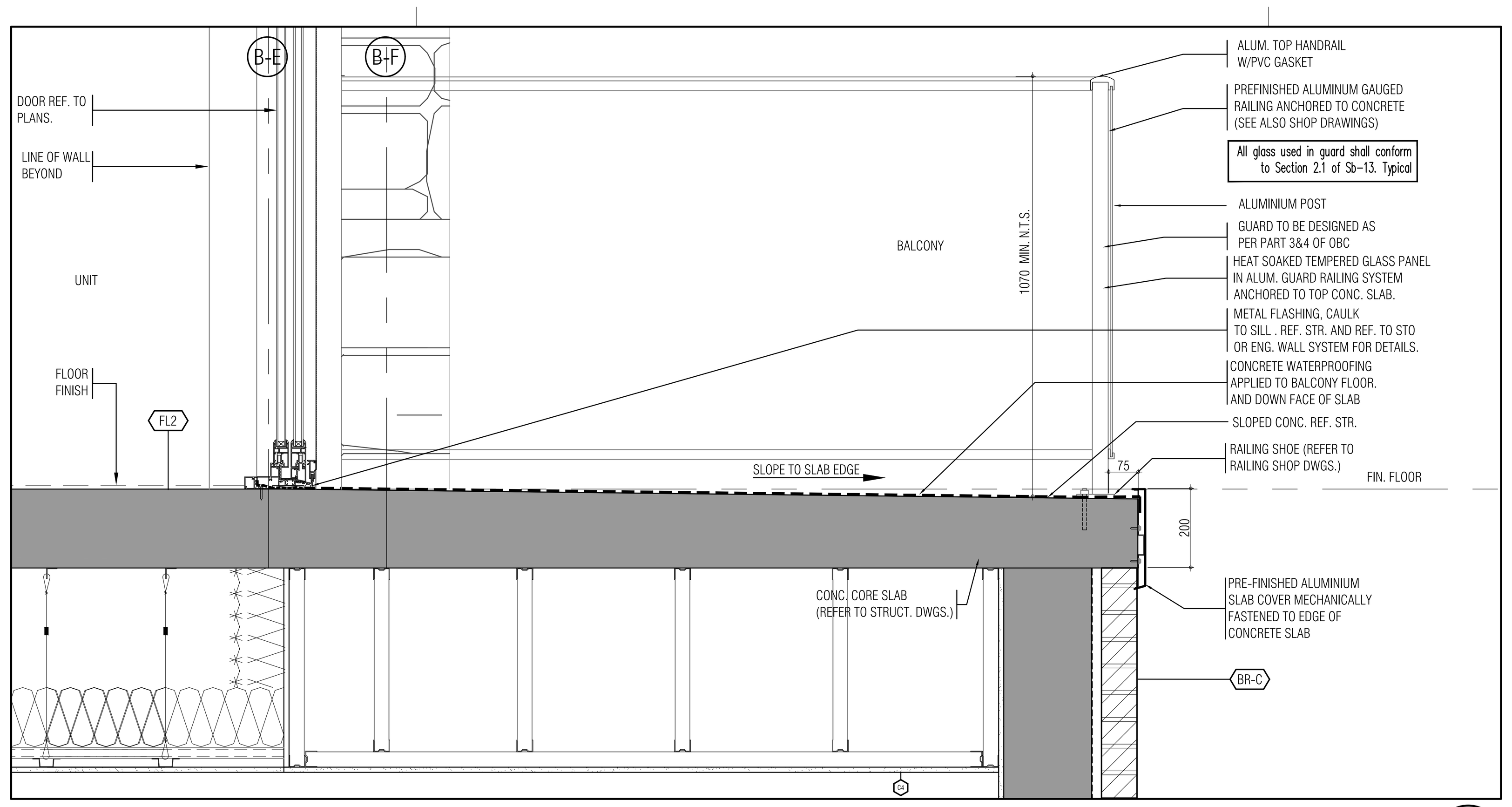

TYPICAL BALCONY OVER UNDERGROUND GARAGE DETAIL 12
SCALE - 1:10 A650

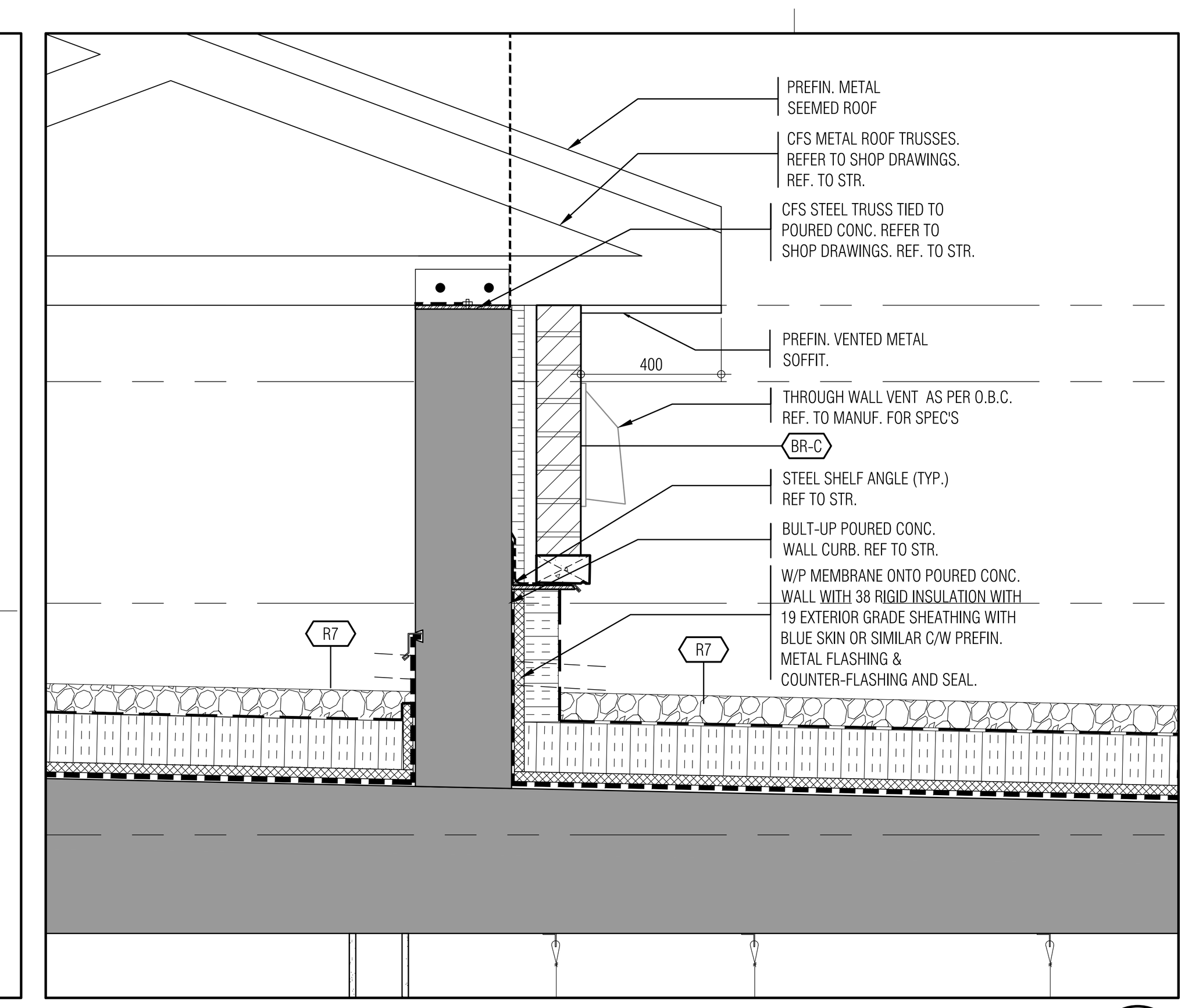

TYPICAL SLOPE ROOF DETAIL AT MID ROOF 8
SCALE - 1:10 A650

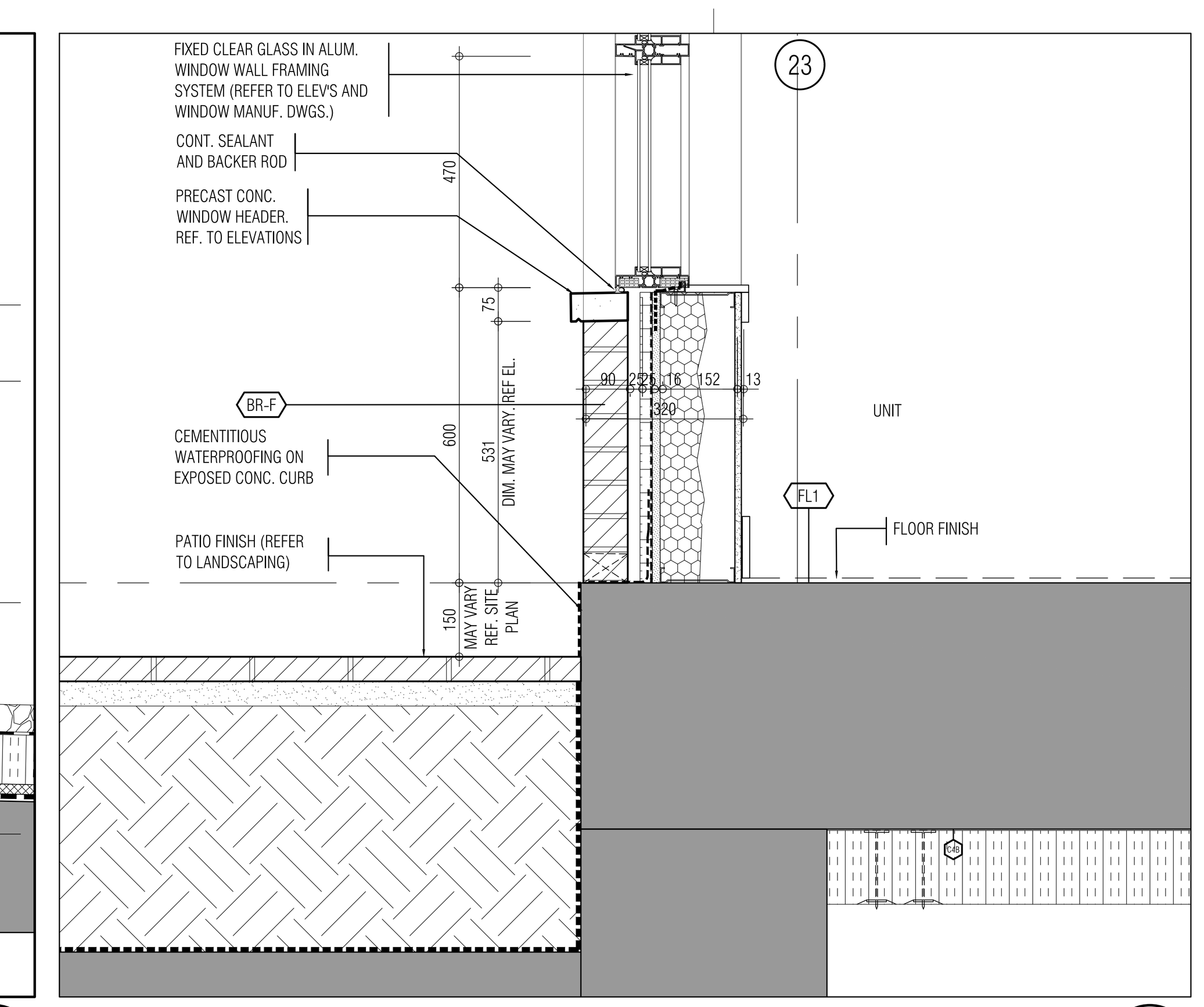

BRICK WALL AT G.FLOOR 4
SCALE - 1:10 A650

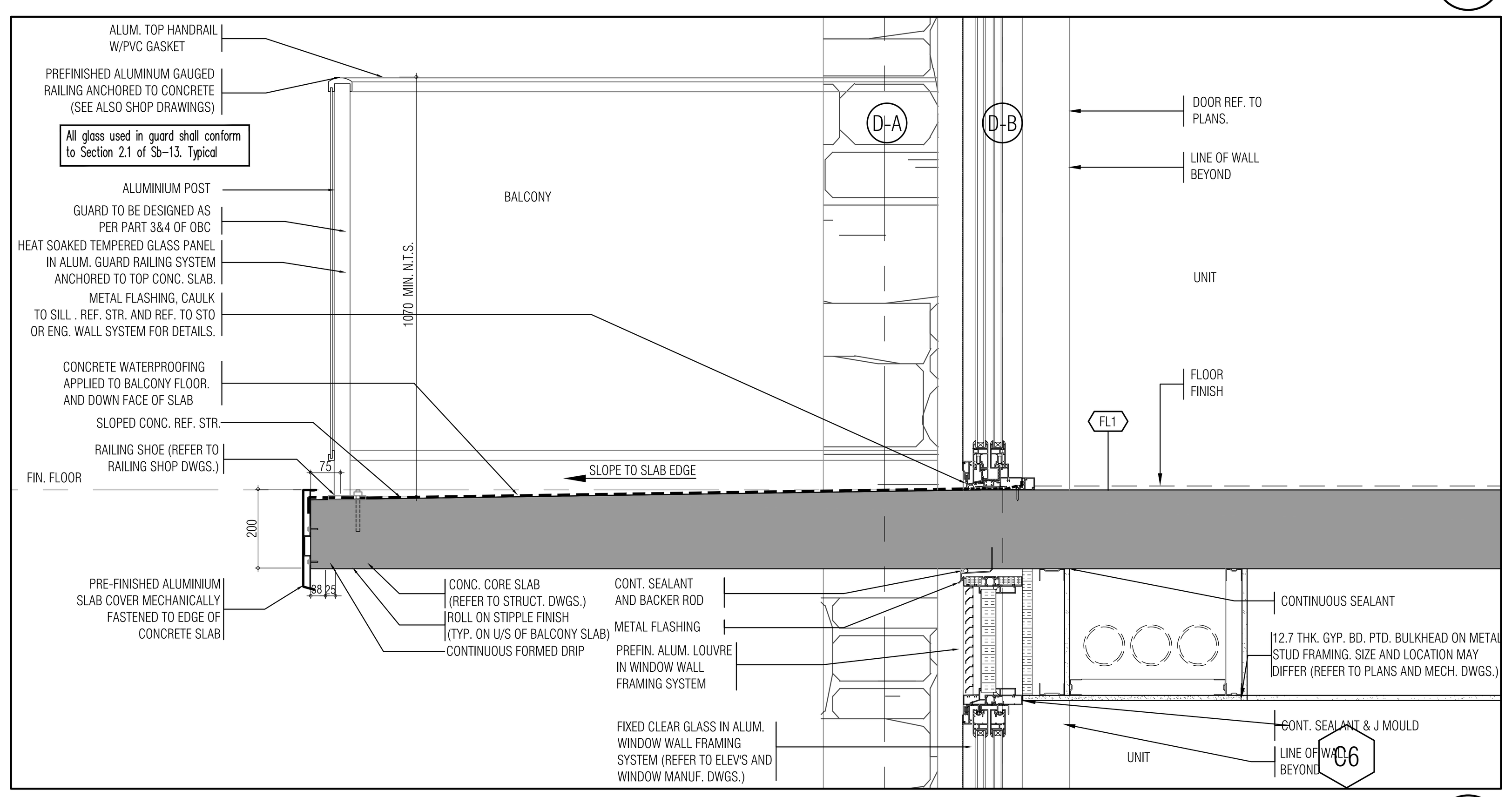

TYPICAL MID-FLOOR BALCONY DETAIL 11
SCALE - 1:10 A650

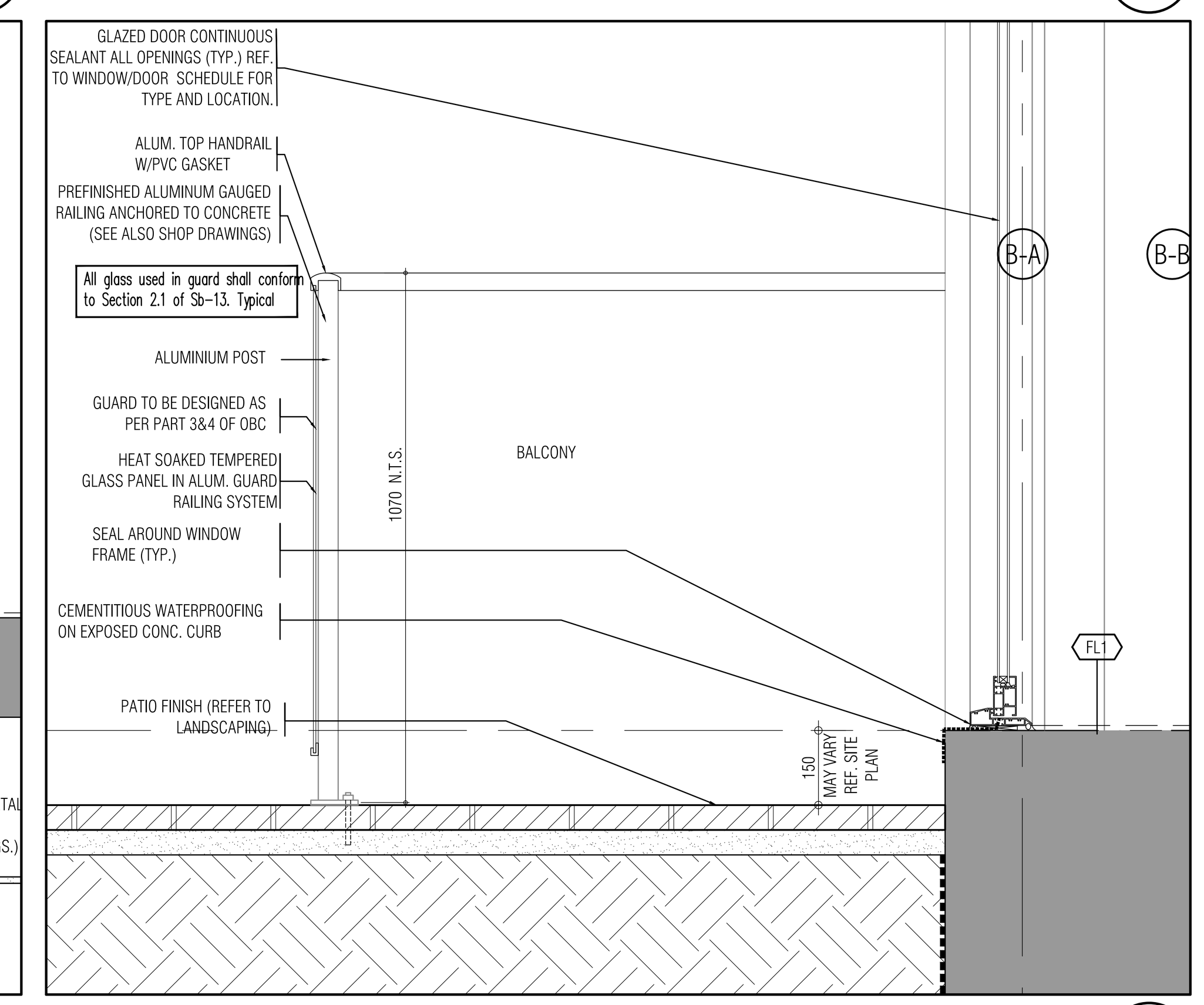

TYPICAL FRONT PATIO DETAIL 7
SCALE - 1:10 A650

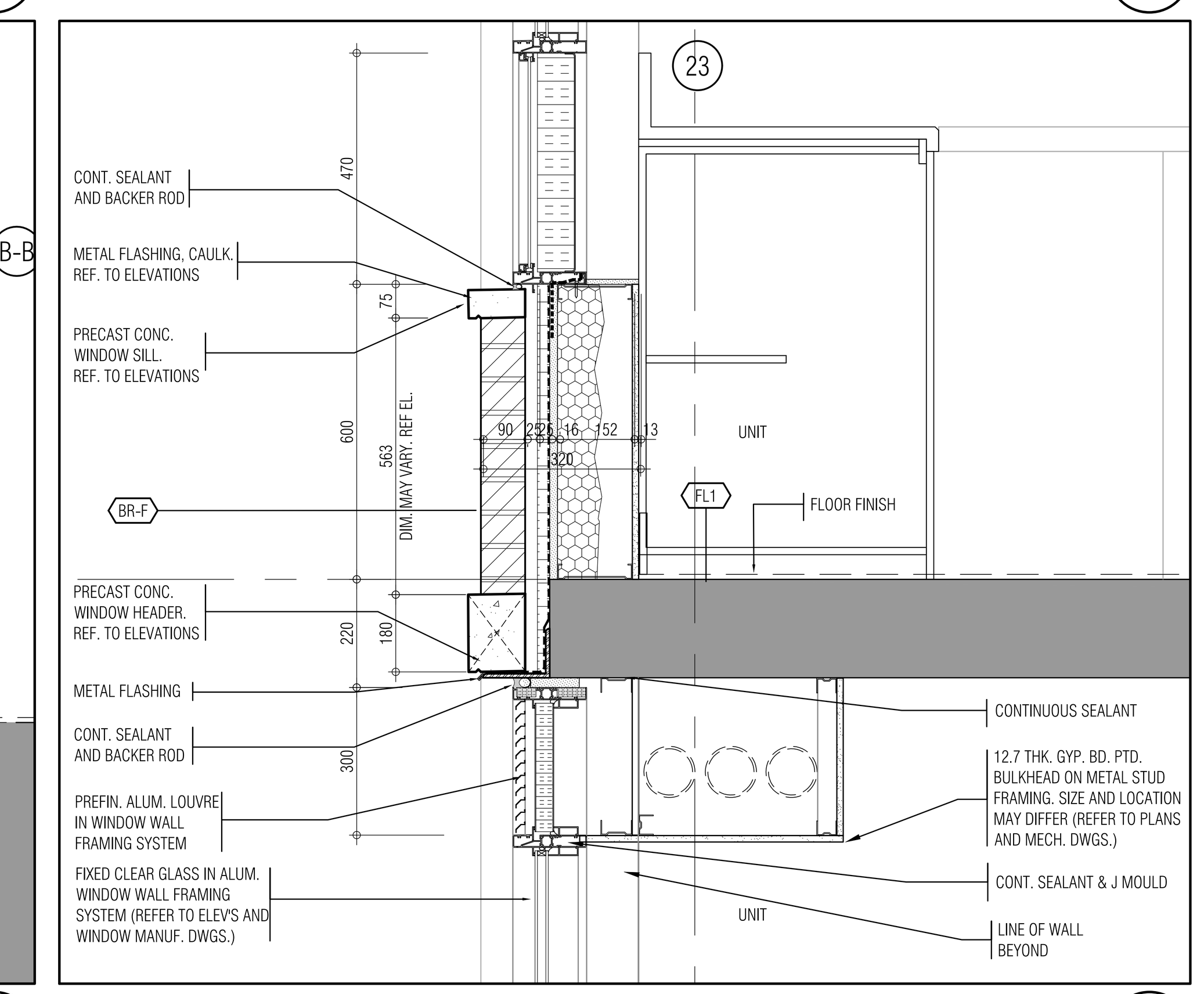

TYPICAL MID-FLOOR BRICK WALL DETAIL 3
SCALE - 1:10 A650

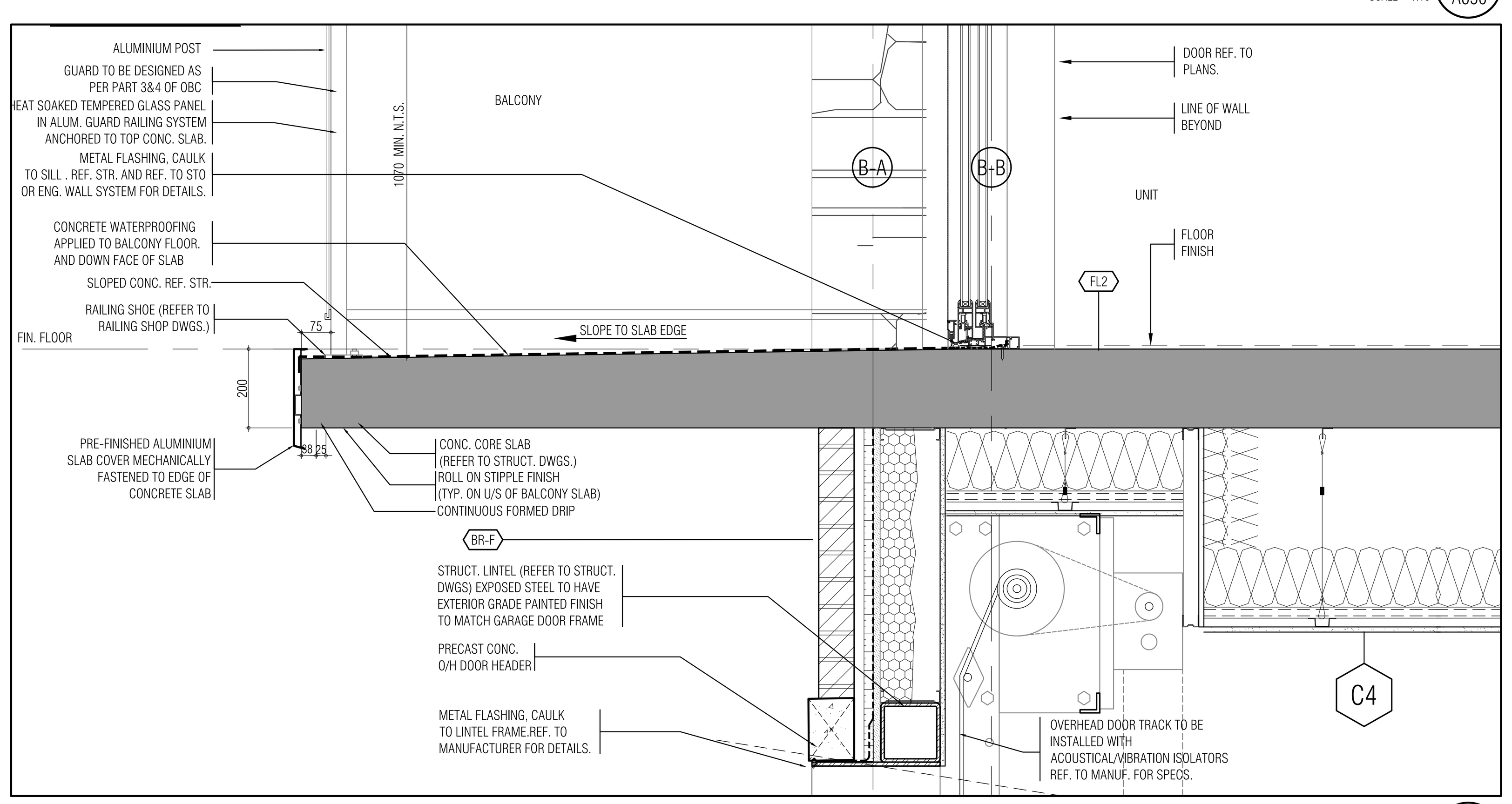

TYPICAL BALCONY AND O/H GARAGE DOOR DETAIL 10
SCALE - 1:10 A650

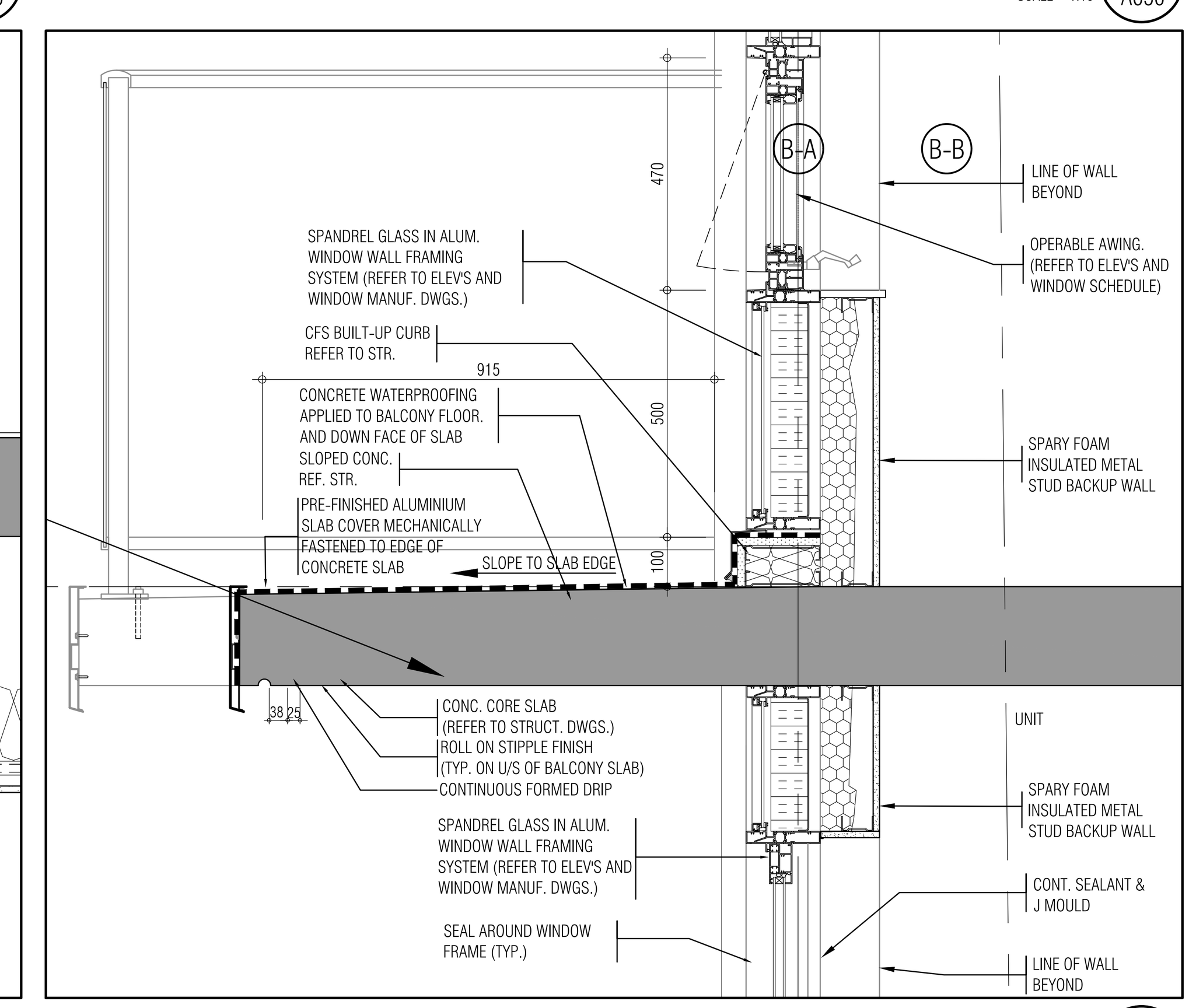

TYPICAL FRONT CONC. CANOPY WALL DETAIL 6
SCALE - 1:10 A650

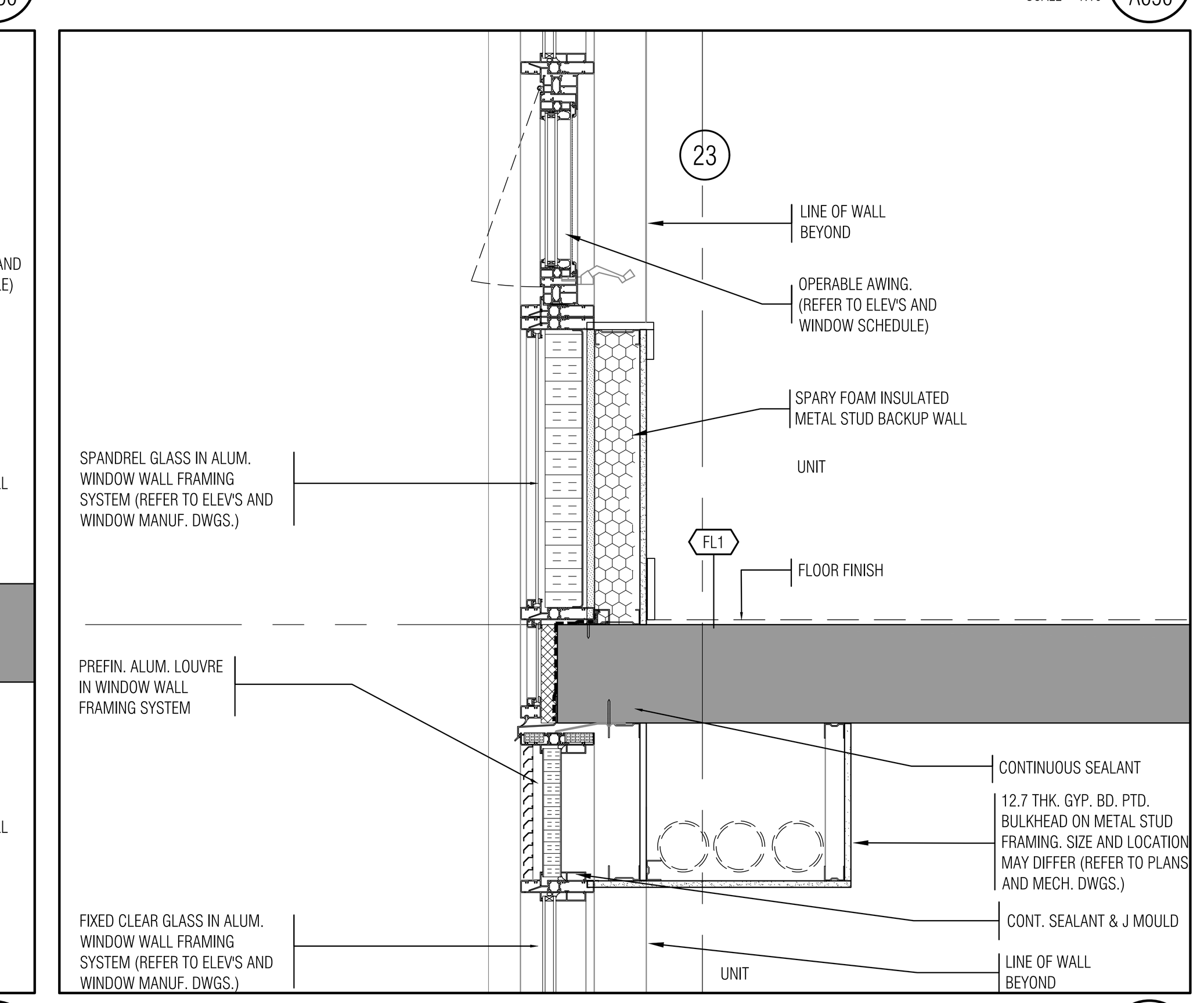

TYPICAL MID-FLOOR WINDOW WALL BY-PASS DETAIL 2
SCALE - 1:10 A650

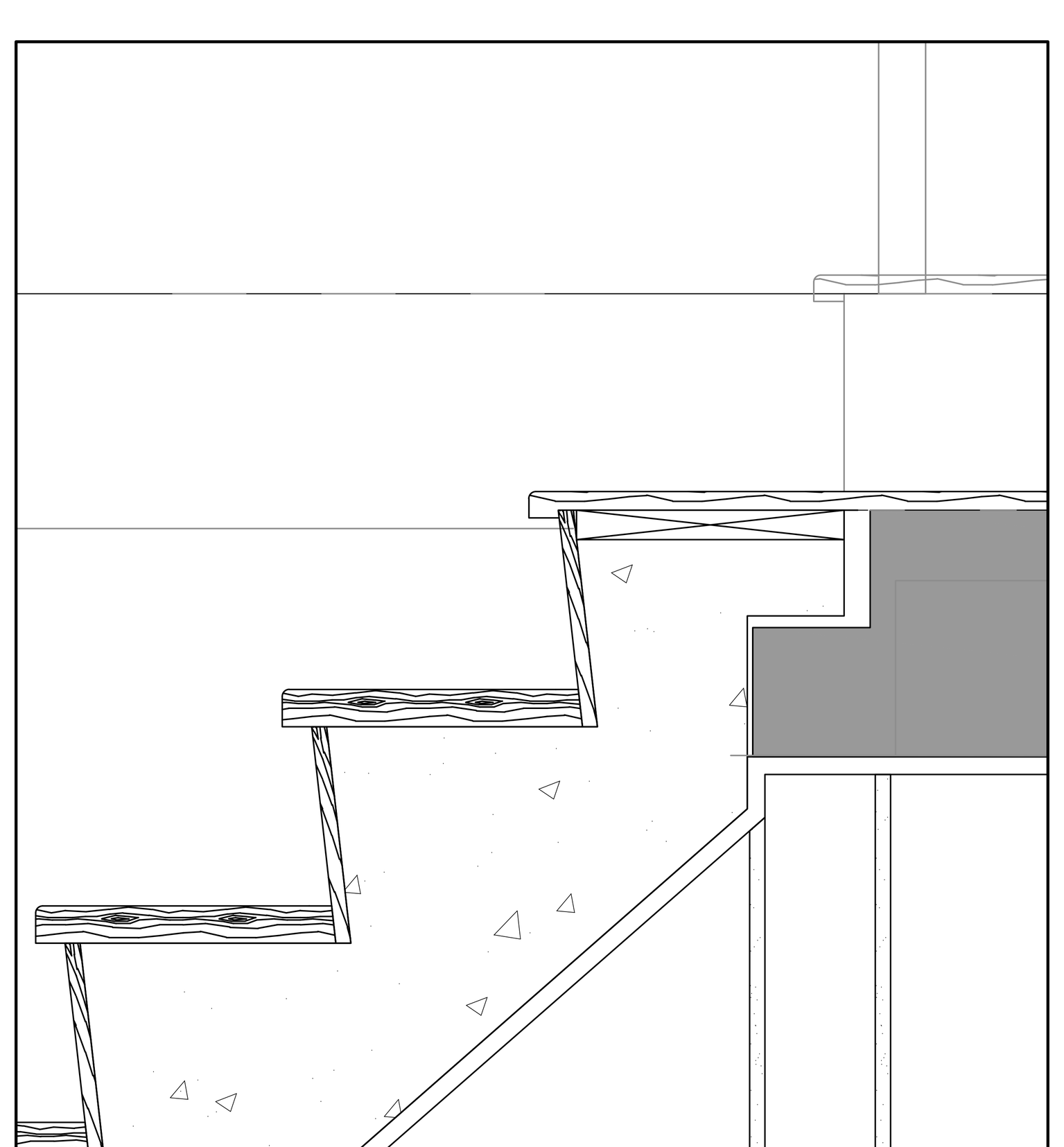

TYPICAL INTERIOR STAIR DETAIL 13
SCALE - 1:5 A650

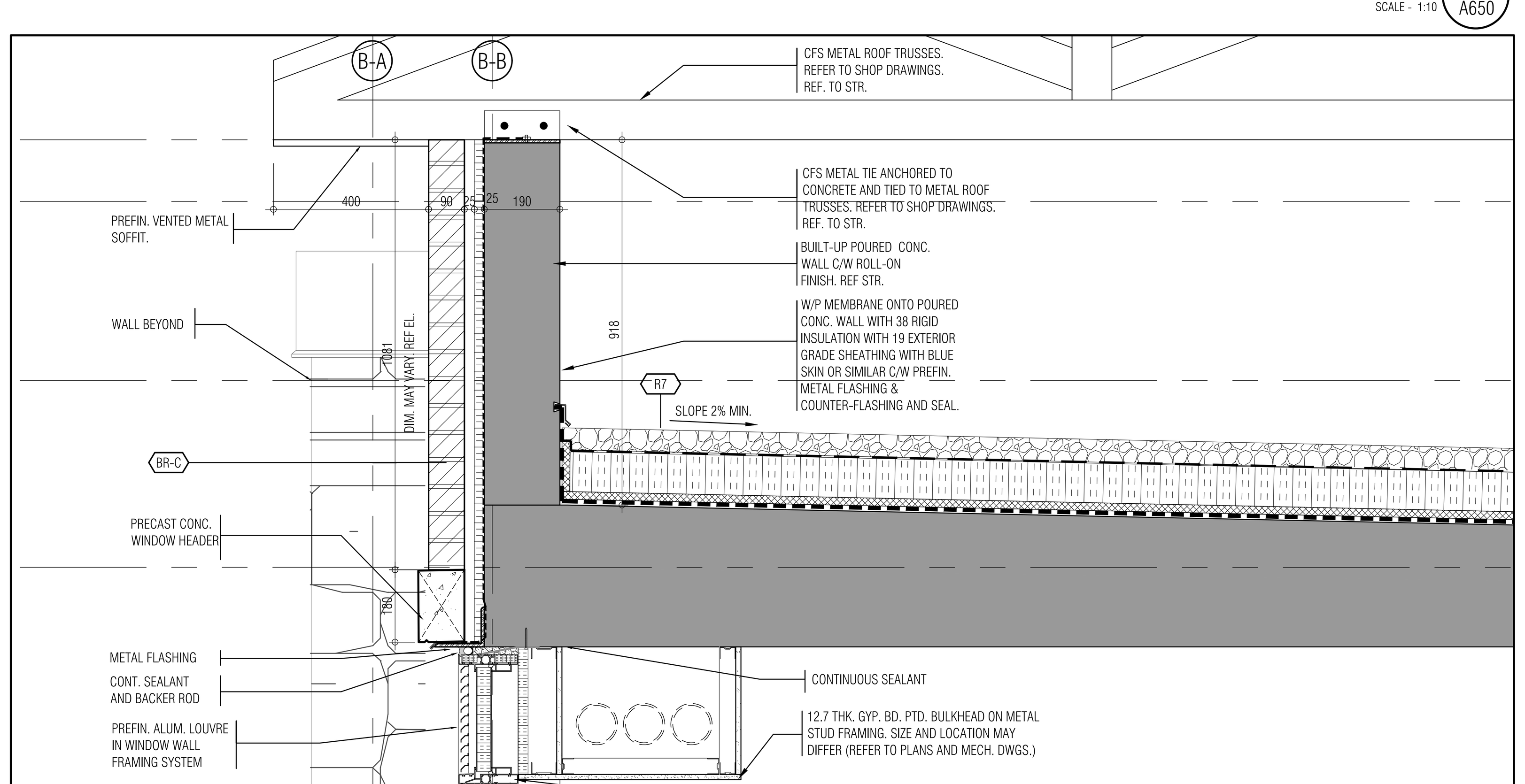

TYPICAL SLOPE ROOF DETAIL 9
SCALE - 1:10 A650

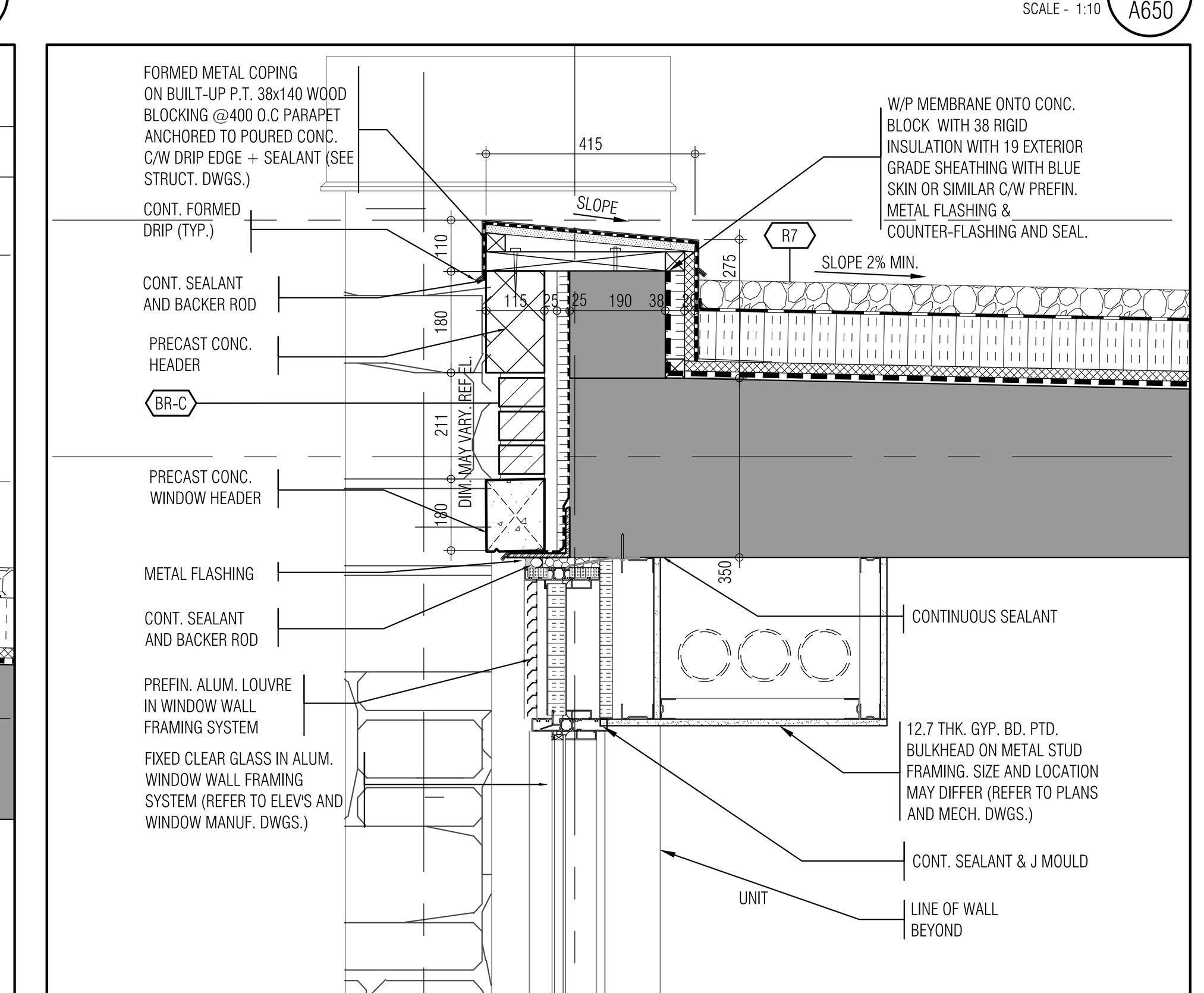

TYPICAL HIGHER PARAPET DETAIL (STUCCO) 5
SCALE - 1:10 A650

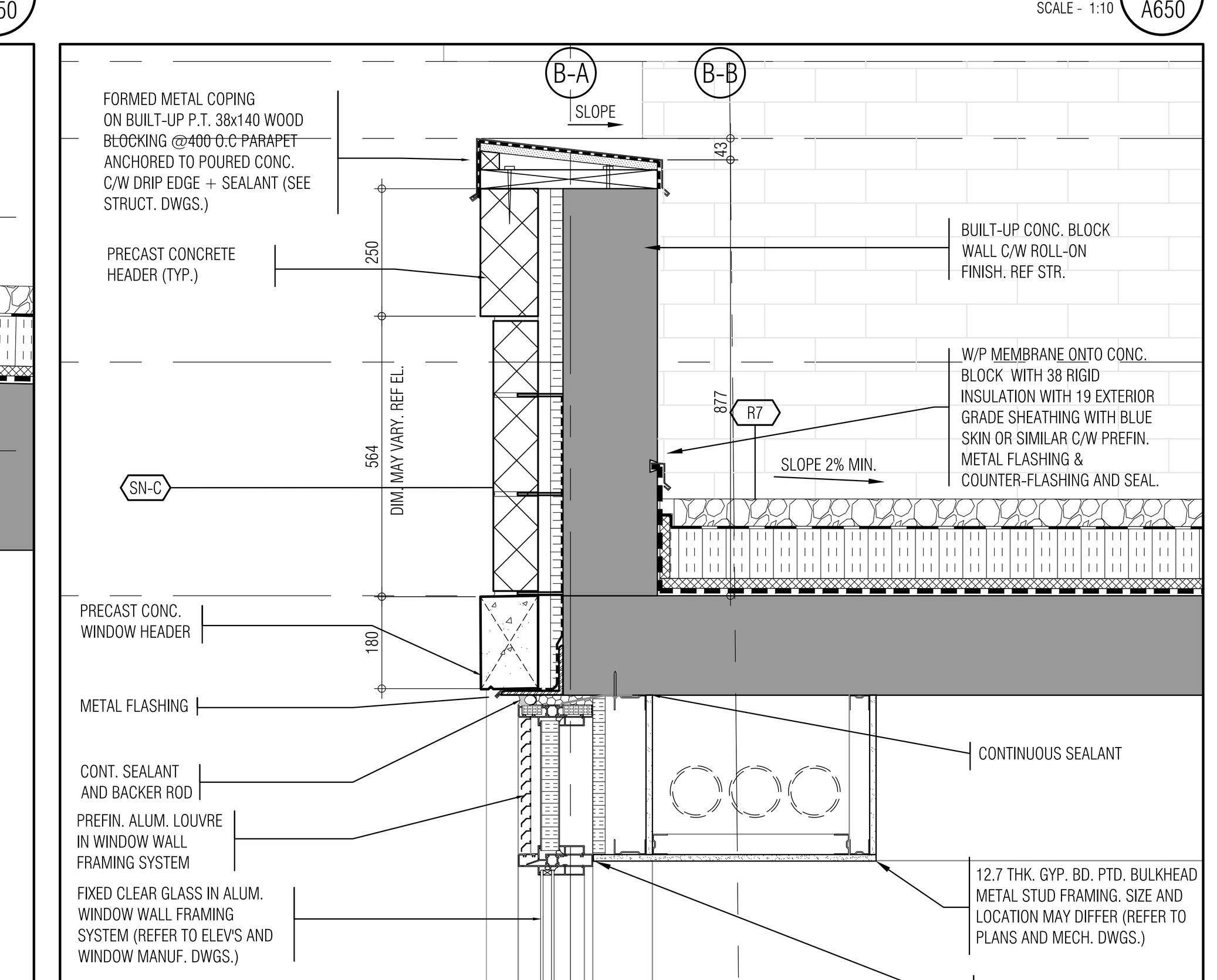

TYPICAL HIGHER PARAPET DETAIL (BRICK) 1
SCALE - 1:10 A650

THIS DRAWING, AS AN INSTRUMENT OF SERVICE, IS PROVIDED BY AND IS THE PROPERTY OF GRAZIANI+CORAZZA ARCHITECTS INC. THE CONTRACTOR MUST VERIFY AND ACCEPT RESPONSIBILITY FOR ALL DIMENSIONS AND CONDITIONS ON SITE AND MUST NOTIFY GRAZIANI+CORAZZA ARCHITECTS INC. OF ANY VARIATIONS FROM THE SUPPLIED INFORMATION. GRAZIANI+CORAZZA ARCHITECTS INC. IS NOT RESPONSIBLE FOR THE ACCURACY OF SURVEY, STRUCTURAL, MECHANICAL, ELECTRICAL, AND OTHER ENGINEERING INFORMATION SHOWN ON THIS DRAWING. REFER TO THE APPROPRIATE ENGINEERING DRAWINGS BEFORE PROCEEDING WITH THE WORK. CONSTRUCTION MUST CONFORM TO ALL APPLICABLE CODES AND REQUIREMENTS OF THE AUTHORITIES HAVING JURISDICTION. UNLESS OTHERWISE NOTED, NO INVESTIGATION HAS BEEN UNDERTAKEN OR REPORTED ON BY THIS OFFICE IN REGARDS TO THE ENVIRONMENTAL CONDITION OF THIS SITE.

THIS DRAWING IS NOT TO BE SCALED. ALL ARCHITECTURAL SYMBOLS INDICATED ON THIS DRAWING ARE GRAPHIC REPRESENTATIONS ONLY.

CONDITIONS FOR ELECTRONIC INFORMATION TRANSFER:

ELECTRONIC INFORMATION IS SUPPLIED TO THE OTHER ASSOCIATED FIRMS TO ASSIST THEM IN THE EXECUTION OF THEIR WORK / REVIEW. THE RECIPIENT FIRMS MUST DETERMINE THE COMPLETENESS / APPROPRIATENESS / RELEVANCE OF THE INFORMATION IN RESPECT TO THEIR PARTICULAR RESPONSIBILITY.

GRAZIANI+CORAZZA ARCHITECTS INC. SHALL NOT BE RESPONSIBLE FOR:
1. ERRORS, OMISSIONS, INCOMPLETENESS DUE TO LOSS OF INFORMATION IN WHOLE OR PART WHEN INFORMATION IS TRANSFERRED.
2. TRANSMISSION OF ANY VIRUS OR DAMAGE TO THE RECEIVING ELECTRONIC SYSTEM WHEN INFORMATION IS TRANSFERRED.

01.	Oct.07.2019	issued for tender
02.	Mar.13.2020	issued for design coordination #2
03.	Mar.16.2020	issued for addendum #2
04.	Mar.16.2020	issued for addendum #3

issued for revisions

GRAZIANI + CORAZZA ARCHITECTS
1320 SHAWSON DRIVE, SUITE 100 MISSISSAUGA, ONTARIO L4W 1C3
T.905.795.2601 F.905.795.2844 WWW.GC-ARCHITECTS.COM

RESIDENTIAL

ATTMAR + PALLESCHI DRIVE
BRAMPTON ONTARIO

PROJECT ARCHITECT:	B.GRAZIANI
ASSISTANT DESIGNER:	R.LINCOLN
DRAWN BY:	F.C/M.B
CHECKED BY:	D.BIASE/G.COLANGELO
PLOT DATE:	AUG.06.2020
JOB #	1331.15

Wall Sections Details

1:100 A650

TITLEBLOCK SIZE: 915 x 1200

THIS DRAWING, AS AN INSTRUMENT OF SERVICE, IS PROVIDED BY AND IS THE PROPERTY OF GRAZIANI+CORAZZA ARCHITECTS INC. THE CONTRACTOR MUST VERIFY AND ACCEPT RESPONSIBILITY FOR ALL DIMENSIONS AND CONDITIONS ON SITE AND MUST NOTIFY GRAZIANI+CORAZZA ARCHITECTS INC. OF ANY VARIATIONS FROM THE SUPPLIED INFORMATION. GRAZIANI+CORAZZA ARCHITECTS INC. IS NOT RESPONSIBLE FOR THE ACCURACY OF SURVEY. STRUCTURAL, MECHANICAL, ELECTRICAL, AND OTHER ENGINEERING INFORMATION SHOWN ON THIS DRAWING, REFER TO THE APPROPRIATE ENGINEERING DRAWINGS BEFORE PROCEEDING WITH THE WORK. CONSTRUCTION MUST CONFORM TO ALL APPLICABLE CODES AND REQUIREMENTS OF THE AUTHORITIES HAVING JURISDICTION. UNLESS OTHERWISE NOTED, NO INVESTIGATION HAS BEEN UNDERTAKEN OR REPORTED ON BY THIS OFFICE IN REGARDS TO THE ENVIRONMENTAL CONDITION OF THIS SITE.

THIS DRAWING IS NOT TO BE SCALED. ALL ARCHITECTURAL SYMBOLS INDICATED ON THIS DRAWING ARE GRAPHIC REPRESENTATIONS ONLY.

CONDITIONS FOR ELECTRONIC INFORMATION TRANSFER:

ELECTRONIC INFORMATION IS SUPPLIED TO THE OTHER ASSOCIATED FIRMS TO ASSIST THEM IN THE EXECUTION OF THEIR WORK / REVIEW. THE RECIPIENT FIRMS MUST DETERMINE THE COMPLETENESS / APPROPRIATENESS / RELEVANCE OF THE INFORMATION IN RESPECT TO THEIR PARTICULAR RESPONSIBILITY.

GRAZIANI+CORAZZA ARCHITECTS INC. SHALL NOT BE RESPONSIBLE FOR:
1. ERRORS, OMISSIONS, INCOMPLETENESS DUE TO LOSS OF INFORMATION IN WHOLE OR PART WHEN INFORMATION IS TRANSFERRED.
2. TRANSMISSION OF ANY VIRUS OR DAMAGE TO THE RECEIVING ELECTRONIC SYSTEM WHEN INFORMATION IS TRANSFERRED.

01. Oct.07.2019 issued for tender
02. Mar.13.2020 issued for design coordination #2
03. Mar.16.2020 issued for addendum #2
04. Mar.16.2020 issued for addendum #3

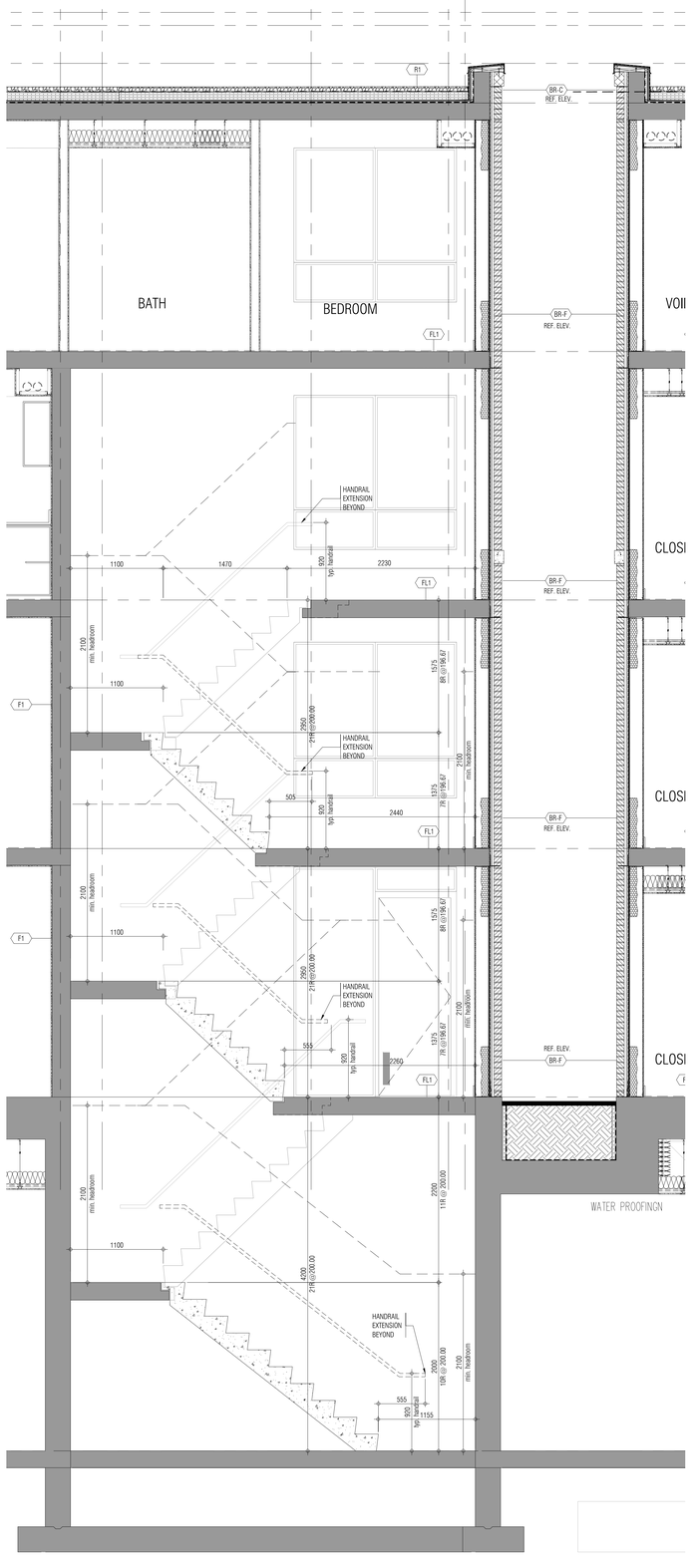

Section Exit Stairs A-F and H (Sim) 1 / 1:25 / A701a

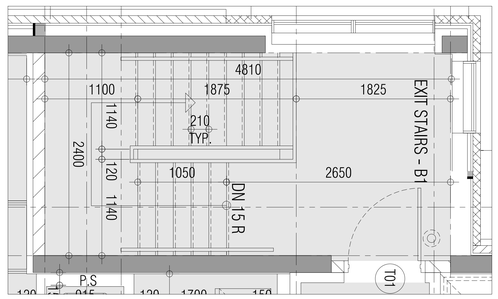

Plan Exit A-F and H@ third floor 5 / 1:25 / A701a

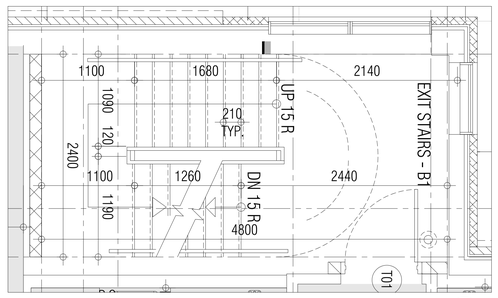

Plan Exit Stairs A-F and H@ second floor 4 / 1:25 / A701a

Plan Exit Stairs A-F and H @ first floor 3 / 1:25 / A701a

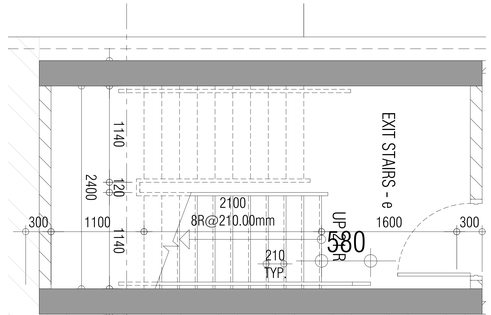

Plan Exit Stairs A-F and H@ P1 floor 2 / 1:25 / A701a

issued for revisions

GRAZIANI + CORAZZA ARCHITECTS
1320 SHERIDEN DRIVE, SUITE 100 MISSISSAUGA, ONTARIO L4W 1C3
T.905.795.2601 F.905.795.2644 WWW.GC-ARCHITECTS.COM

RESIDENTIAL

ROYAL PINE

ATTMAR + PALLESCHI DRIVE

BRAMPTON ONTARIO

PROJECT ARCHITECT:	R.GRAZIANI
ASSISTANT DESIGNER:	R.LINCOLN
DRAWN BY:	F.C/M.B
CHECKED BY:	D.BIASE/G.COLANGELO
PLOT DATE:	AUG.06.2020
JOB #	1331.15

Exit Stair Sections

1:100 A701-a

TITLEBLOCK SIZE: 915 x 1200

THIS DRAWING, AS AN INSTRUMENT OF SERVICE, IS PROVIDED BY AND IS THE PROPERTY OF GRAZIANI+CORAZZA ARCHITECTS INC. THE CONTRACTOR MUST VERIFY AND ACCEPT RESPONSIBILITY FOR ALL DIMENSIONS AND CONDITIONS ON SITE AND MUST NOTIFY GRAZIANI+CORAZZA ARCHITECTS INC. OF ANY VARIATIONS FROM THE SUPPLIED INFORMATION. GRAZIANI+CORAZZA ARCHITECTS INC. IS NOT RESPONSIBLE FOR THE ACCURACY OF SURVEY. STRUCTURAL, MECHANICAL, ELECTRICAL, AND OTHER ENGINEERING INFORMATION SHOWN ON THIS DRAWING, REFER TO THE APPROPRIATE ENGINEERING DRAWINGS BEFORE PROCEEDING WITH THE WORK. CONSTRUCTION MUST CONFORM TO ALL APPLICABLE CODES AND REQUIREMENTS OF THE AUTHORITIES HAVING JURISDICTION. UNLESS OTHERWISE NOTED, NO INVESTIGATION HAS BEEN UNDERTAKEN OR REPORTED ON BY THIS OFFICE IN REGARDS TO THE ENVIRONMENTAL CONDITION OF THIS SITE.

THIS DRAWING IS NOT TO BE SCALED. ALL ARCHITECTURAL SYMBOLS INDICATED ON THIS DRAWING ARE GRAPHIC REPRESENTATIONS ONLY.

CONDITIONS FOR ELECTRONIC INFORMATION TRANSFER:

ELECTRONIC INFORMATION IS SUPPLIED TO THE OTHER ASSOCIATED FIRMS TO ASSIST THEM IN THE EXECUTION OF THEIR WORK / REVIEW. THE RECIPIENT FIRMS MUST DETERMINE THE COMPLETENESS / APPROPRIATENESS / RELEVANCE OF THE INFORMATION IN RESPECT TO THEIR PARTICULAR RESPONSIBILITY.

GRAZIANI+CORAZZA ARCHITECTS INC. SHALL NOT BE RESPONSIBLE FOR:
1. ERRORS, OMISSIONS, INCOMPLETENESS DUE TO LOSS OF INFORMATION IN WHOLE OR PART WHEN INFORMATION IS TRANSFERRED.
2. TRANSMISSION OF ANY VIRUS OR DAMAGE TO THE RECEIVING ELECTRONIC SYSTEM WHEN INFORMATION IS TRANSFERRED.

01. Oct.07.2019 issued for tender
02. Mar.13.2020 issued for design coordination #2
03. Mar.16.2020 issued for addendum #2
04. Mar.16.2020 issued for addendum #3

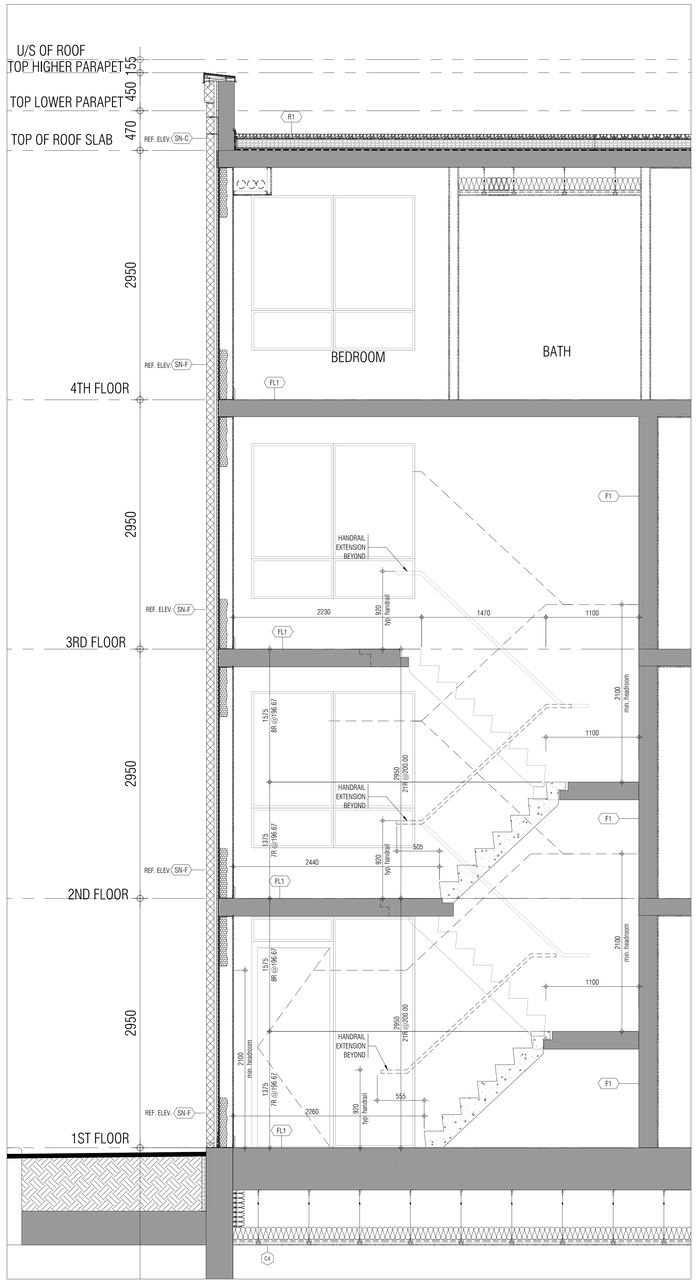

Section Exit Stairs G 1
1:5 A701a

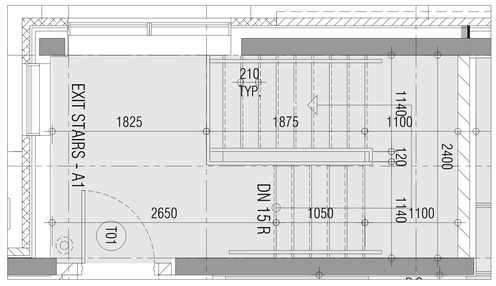

Plan Exit Stairs G @ third floor 4
1:5 A701a

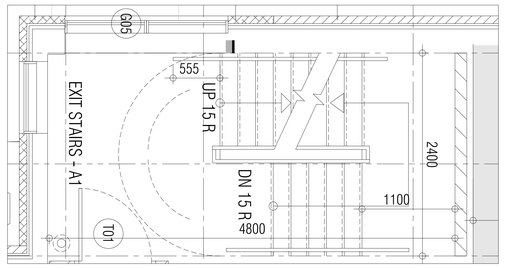

Plan Exit Stairs G @ second floor 3
1:5 A701a

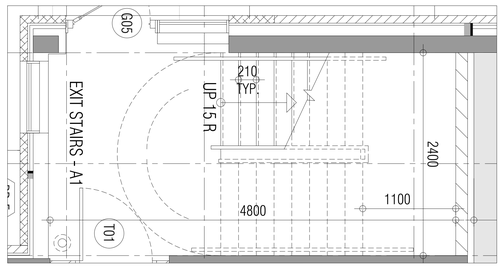

Plan Exit Stairs G @ first floor 3
1:5 A701a

issued for revisions

GRAZIANI + CORAZZA ARCHITECTS
1320 SHAWSON DRIVE, SUITE 100 MISSISSAUGA, ONTARIO L4W 1C3
T 905.795.2601 F 905.795.2644 WWW.GC-ARCHITECTS.COM

RESIDENTIAL

ATTMAR + PALLESCHI DRIVE

BRAMPTON ONTARIO

PROJECT ARCHITECT:	B.GRAZIANI
ASSISTANT DESIGNER:	R.LINCOLN
DRAWN BY:	F.C/M.B
CHECKED BY:	D.BIASE/G.COLANGELO
PLOT DATE:	AUG.06.2020
JOB #	1331.15

Exit Stair Sections G

1:100

A701-b

TITLEBLOCK SIZE: 915 x 1200

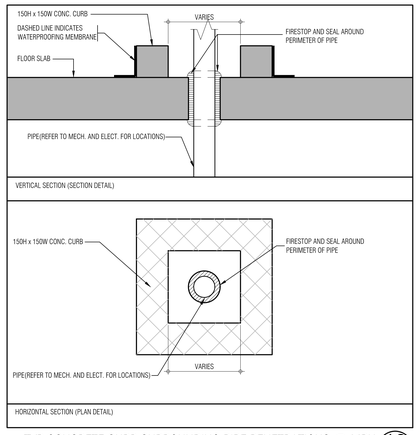

TYP CONCRETE CURB SURROUNDING PIPE PENETRATIONS @ MPH 12 A811

SCALE - 1:10

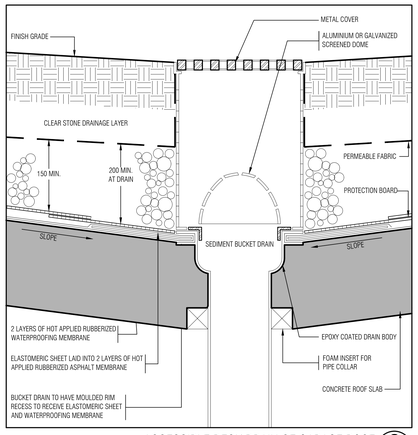

ACCESSIBLE DECK DRAIN OF GARAGE ROOF 8 A811

SCALE - 0.65

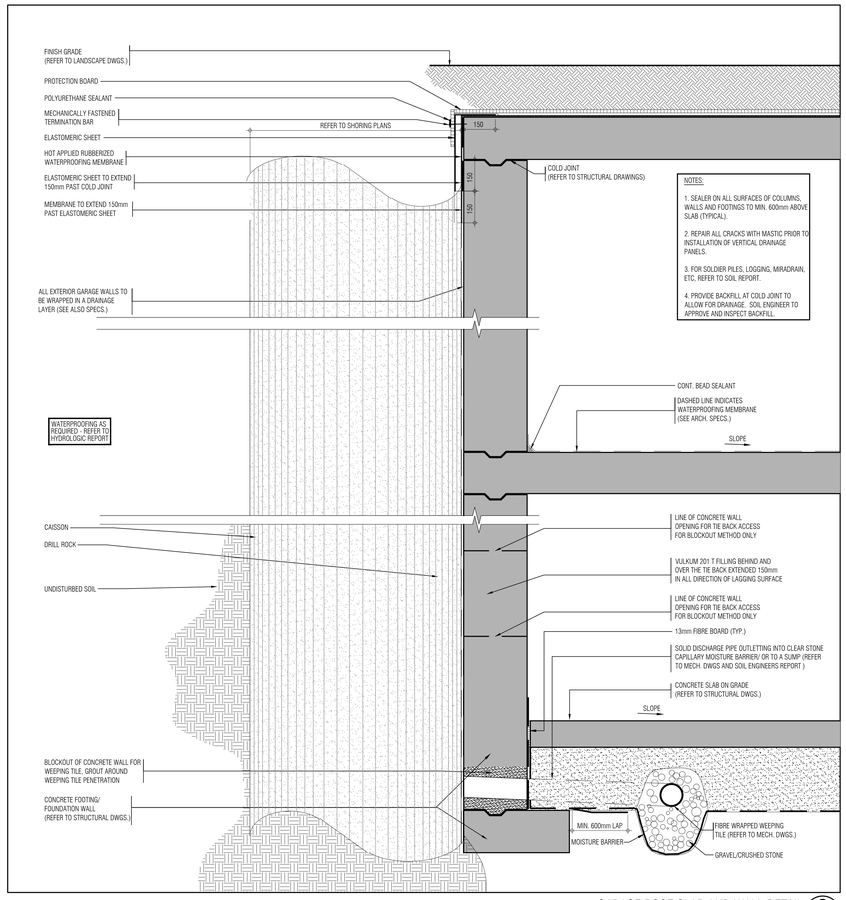

GARAGE ROOF SLAB AND WALL DETAIL 2 A811

SCALE - 1:10

PIPE PENETRATING SLAB - INSULATION AND FIRE RATING 11 A811

SCALE - 1:5

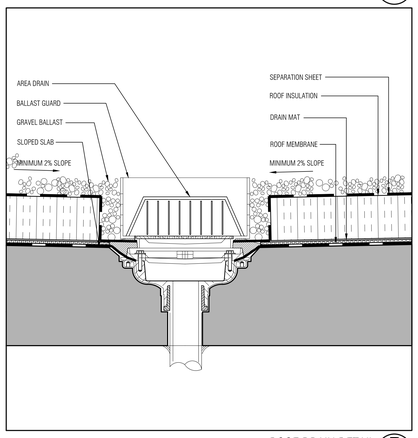

ROOF DRAIN DETAIL 7 A811

SCALE - 1:5

THIS DRAWING, AS AN INSTRUMENT OF SERVICE, IS PROVIDED BY AND IS THE PROPERTY OF GRAZIANI+CORAZZA ARCHITECTS INC. THE CONTRACTOR MUST VERIFY AND ACCEPT RESPONSIBILITY FOR ALL DIMENSIONS AND CONDITIONS ON SITE AND MUST NOTIFY GRAZIANI+CORAZZA ARCHITECTS INC. OF ANY VARIATIONS FROM THE SUPPLIED INFORMATION. GRAZIANI+CORAZZA ARCHITECTS INC. IS NOT RESPONSIBLE FOR THE ACCURACY OF SURVEY, STRUCTURAL, MECHANICAL, ELECTRICAL, AND OTHER ENGINEERING INFORMATION SHOWN ON THIS DRAWING. REFER TO THE APPROPRIATE ENGINEERING DRAWINGS BEFORE PROCEEDING WITH THE WORK. CONSTRUCTION MUST CONFORM TO ALL APPLICABLE CODES AND REQUIREMENTS OF THE AUTHORITIES HAVING JURISDICTION. UNLESS OTHERWISE NOTED, NO INVESTIGATION HAS BEEN UNDERTAKEN OR REPORTED ON BY THIS OFFICE IN REGARDS TO THE ENVIRONMENTAL CONDITION OF THIS SITE.

THIS DRAWING IS NOT TO BE SCALED. ALL ARCHITECTURAL SYMBOLS INDICATED ON THIS DRAWING ARE GRAPHIC REPRESENTATIONS ONLY.

CONDITIONS FOR ELECTRONIC INFORMATION TRANSFER:

ELECTRONIC INFORMATION IS SUPPLIED TO THE OTHER ASSOCIATED FIRMS TO ASSIST THEM IN THE EXECUTION OF THEIR WORK / REVIEW. THE RECIPIENT FIRMS MUST DETERMINE THE COMPLETENESS / APPROPRIATENESS / RELEVANCE OF THE INFORMATION IN RESPECT TO THEIR PARTICULAR RESPONSIBILITY.

GRAZIANI+CORAZZA ARCHITECTS INC. SHALL NOT BE RESPONSIBLE FOR:
1. ERRORS, OMISSIONS, INCOMPLETENESS DUE TO LOSS OF INFORMATION IN WHOLE OR PART WHEN INFORMATION IS TRANSFERRED.
2. TRANSMISSION OF ANY VIRUS OR DAMAGE TO THE RECEIVING ELECTRONIC SYSTEM WHEN INFORMATION IS TRANSFERRED.

01.	Oct.07.2019	issued for tender
02.	Mar.13.2020	issued for design coordination #2
03.	Mar.16.2020	issued for addendum #2
04.	Mar.16.2020	issued for addendum #3

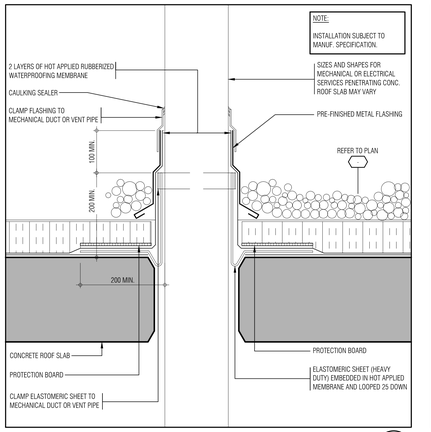

MECHANICAL PENETRATION THRU ROOF 14 A811

SCALE - 1:5

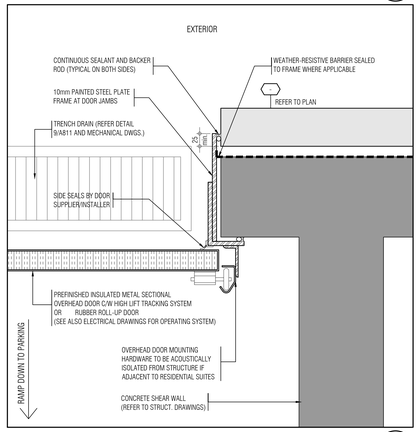

PLAN DETAIL @ O.H. DOOR AT PARKING RAMP 10 A811

SCALE - 1:5

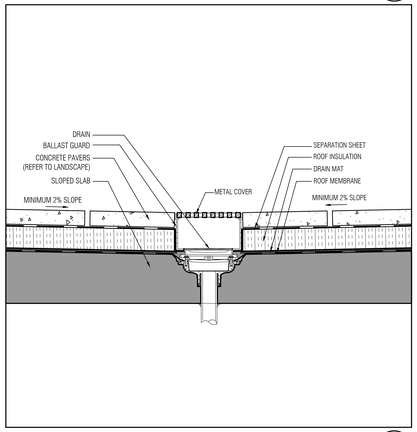

TYPICAL DETAIL @ TERRACE DRAIN 6 A811

SCALE - 1:10

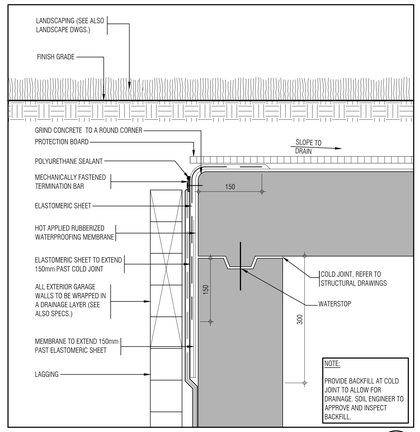

SECTION OF CONSTRUCTION JOINT AT SLAB WALL 4 A811

SCALE - 1:5

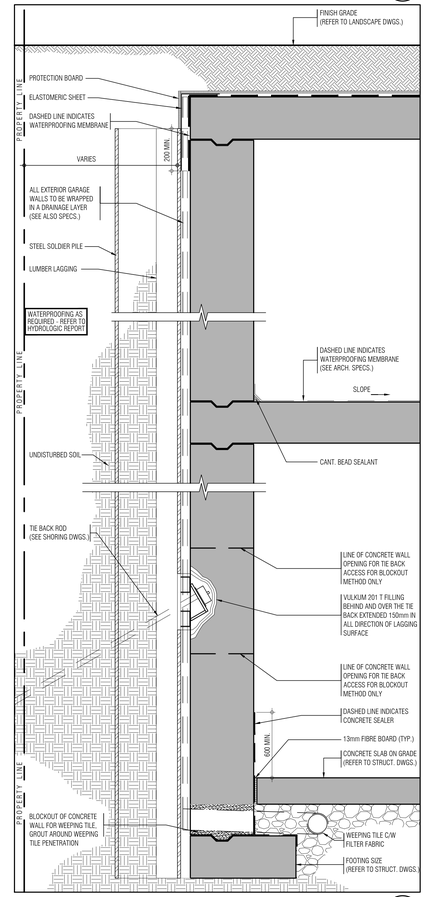

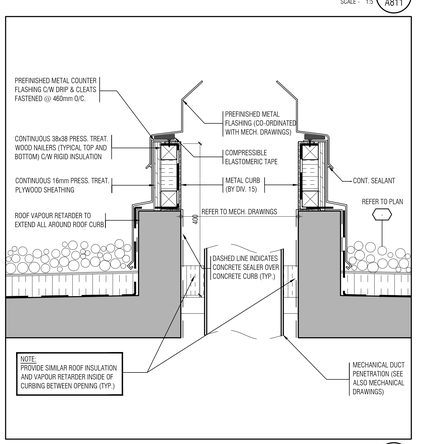

CURB DETAIL @ ROOF TOP UNITS 13 A811

SCALE - 1:5

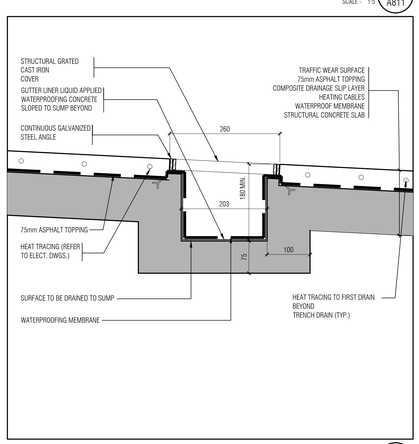

TRENCH DRAIN DETAIL 9 A811

SCALE - 1:5

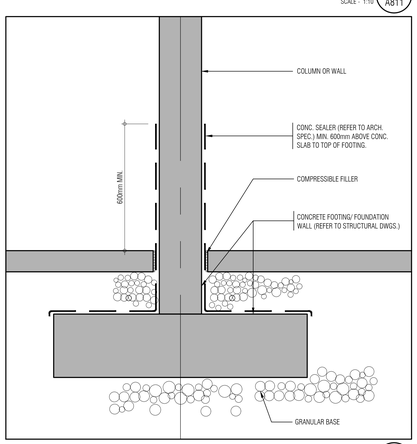

PROTECTION OF VERTICAL ELEMENT @ SLAB ON GRADE JUNCTION 5 A811

SCALE - 1:5

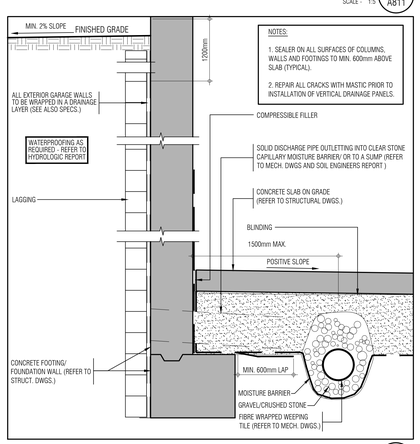

EXTERIOR DRAINAGE AGAINST SHORING SYSTEM 3 A811

SCALE - 1:10

issued for revisions

GRAZIANI CORAZZA ARCHITECTS
1320 DAMILLER DRIVE, SUITE 100 MISSISSAUGA, ONTARIO L4W 1C3
T.905.795.2601 F.905.795.2644 WWW.GC-ARCHITECTS.COM

RESIDENTIAL

ATTMAR + PALLESCHI DRIVE

BRAMPTON ONTARIO

PROJECT ARCHITECT:	B.GRAZIANI
ASSISTANT DESIGNER:	R.LINCOLN
DRAWN BY:	F.C/M.B
CHECKED BY:	D.BIASE/G.COLANGELO
PLOT DATE:	AUG.06.2020
JOB #	1331.15

Typical Details

as noted A811

TITLEBLOCK SIZE: 915 x 1200

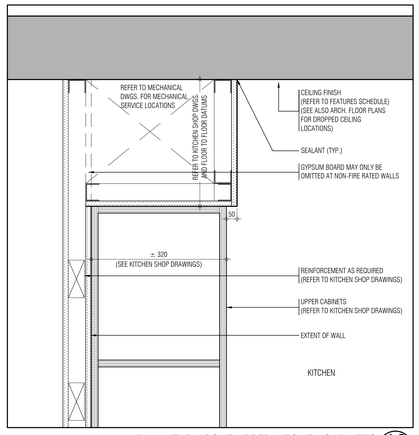

BULKHEAD ABOVE UPPER KITCHEN CABINETS 16 A812

SCALE - 1:5

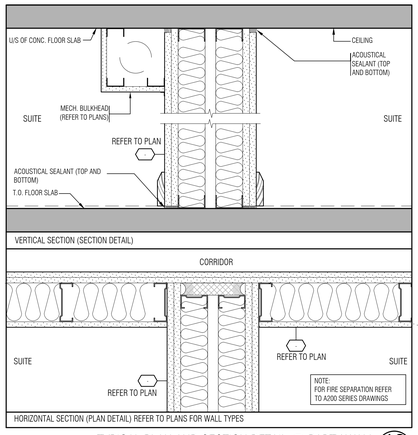

TYPICAL PLAN AND SECTION DETAIL @ PARTY WALL 12 A812

SCALE - 1:5

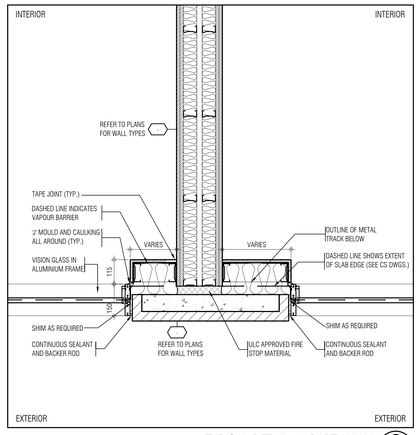

TYPICAL DETAIL @ PARTY WALL 8 A812

SCALE - 1:10

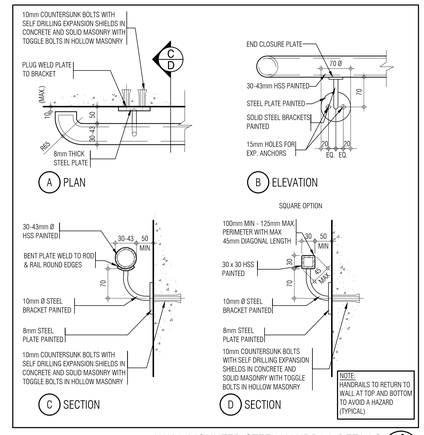

WALL MOUNTED STEEL HANDRAIL DETAILS 4 A812

SCALE - 1:5

THIS DRAWING, AS AN INSTRUMENT OF SERVICE, IS PROVIDED BY AND IS THE PROPERTY OF GRAZIANI+CORAZZA ARCHITECTS INC. THE CONTRACTOR MUST VERIFY AND ACCEPT RESPONSIBILITY FOR ALL DIMENSIONS AND CONDITIONS ON SITE AND MUST NOTIFY GRAZIANI+CORAZZA ARCHITECTS INC. OF ANY VARIATIONS FROM THE SUPPLIED INFORMATION. GRAZIANI+CORAZZA ARCHITECTS INC. IS NOT RESPONSIBLE FOR THE ACCURACY OF SURVEY, STRUCTURAL, MECHANICAL, ELECTRICAL, AND OTHER ENGINEERING INFORMATION SHOWN ON THIS DRAWING. REFER TO THE APPROPRIATE ENGINEERING DRAWINGS BEFORE PROCEEDING WITH THE WORK. CONSTRUCTION MUST CONFORM TO ALL APPLICABLE CODES AND REQUIREMENTS OF THE AUTHORITIES HAVING JURISDICTION. UNLESS OTHERWISE NOTED, NO INVESTIGATION HAS BEEN UNDERTAKEN OR REPORTED ON BY THIS OFFICE IN REGARDS TO THE ENVIRONMENTAL CONDITION OF THIS SITE.

THIS DRAWING IS NOT TO BE SCALED. ALL ARCHITECTURAL SYMBOLS INDICATED ON THIS DRAWING ARE GRAPHIC REPRESENTATIONS ONLY.

CONDITIONS FOR ELECTRONIC INFORMATION TRANSFER:

ELECTRONIC INFORMATION IS SUPPLIED TO THE OTHER ASSOCIATED FIRMS TO ASSIST THEM IN THE EXECUTION OF THEIR WORK / REVIEW. THE RECIPIENT FIRMS MUST DETERMINE THE COMPLETENESS / APPROPRIATENESS / RELEVANCE OF THE INFORMATION IN RESPECT TO THEIR PARTICULAR RESPONSIBILITY.

GRAZIANI+CORAZZA ARCHITECTS INC. SHALL NOT BE RESPONSIBLE FOR:
1. ERRORS, OMISSIONS, INCOMPLETENESS DUE TO LOSS OF INFORMATION IN WHOLE OR PART WHEN INFORMATION IS TRANSFERRED.
2. TRANSMISSION OF ANY VIRUS OR DAMAGE TO THE RECEIVING ELECTRONIC SYSTEM WHEN INFORMATION IS TRANSFERRED.

01.	Oct.07.2019	issued for tender
02.	Mar.13.2020	issued for design coordination #2
03.	Mar.16.2020	issued for addendum #2
04.	Mar.16.2020	issued for addendum #3

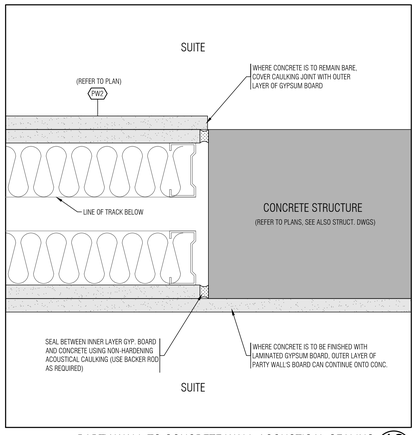

PARTY WALL TO CONCRETE WALL ACOUSTICAL SEALING 19 A812

SCALE - 1:2.5

RESERVED 15 A812

SCALE - NTS

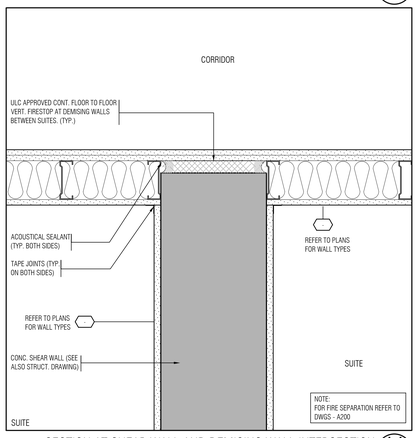

SECTION AT SHEAR WALL AND DEMISING WALL INTERSECTION 11 A812

SCALE - 1:5

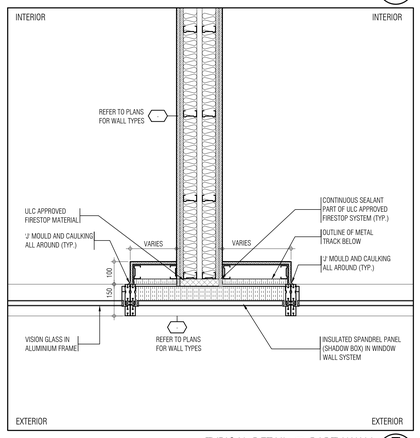

TYPICAL DETAIL @ PARTY WALL 7 A812

SCALE - 1:10

RESERVED 3 A812

SCALE - NTS

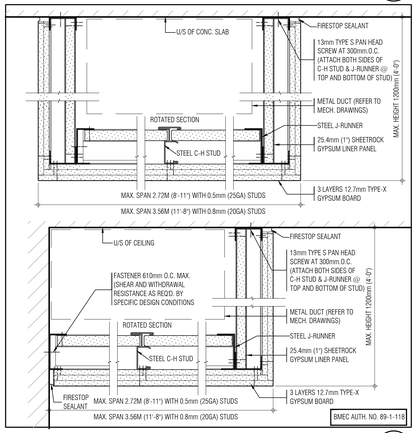

2HR FIRE RATED ENCLOSURE 18 A812

SCALE - 1:5

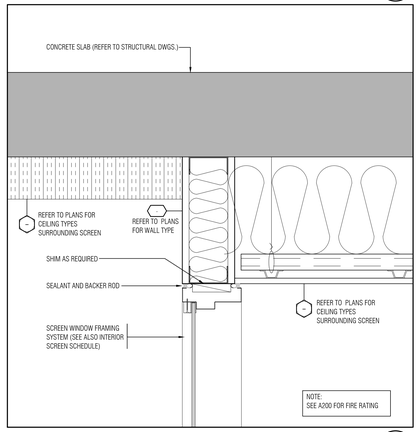

SECTION DETAIL @ WINDOW SCREEN FIRE RATED AT PARKING LEVEL 14 A812

SCALE - 1:5

RESERVED 10 A812

SCALE - NTS

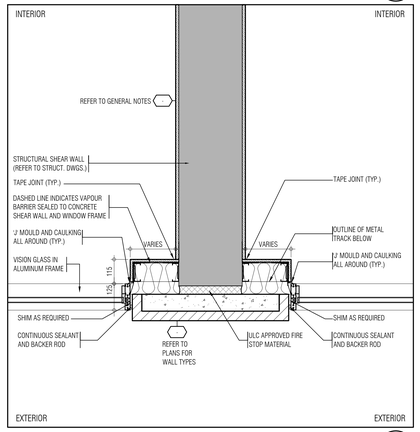

TYPICAL DETAIL @ SHEAR WALL 6 A812

SCALE - 1:10

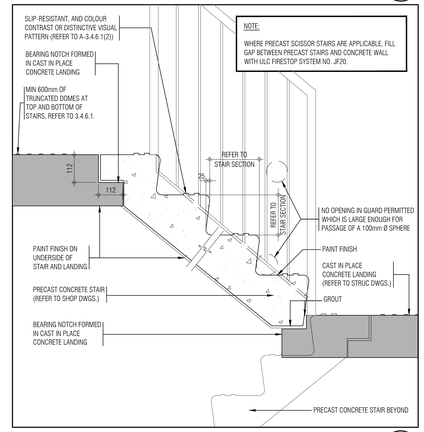

PRECAST CONCRETE STAIR DETAIL - TYPICAL 2 A812

SCALE - 1:10

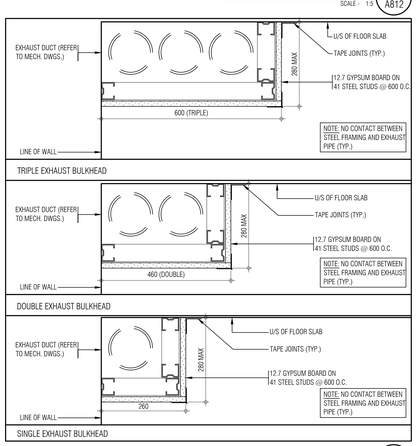

TYPICAL BULKHEAD DETAIL 17 A812

SCALE - 1:5

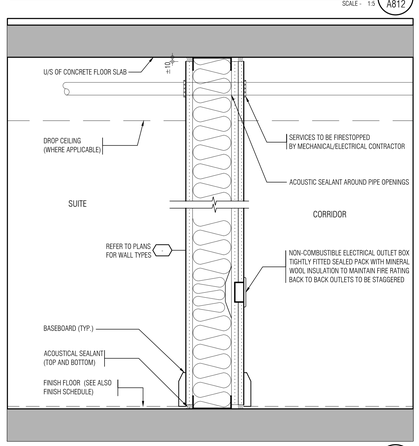

ELECTRICAL OUTLET BOX DETAIL 13 A812

SCALE - 1:5

RESERVED 9 A812

SCALE - NTS

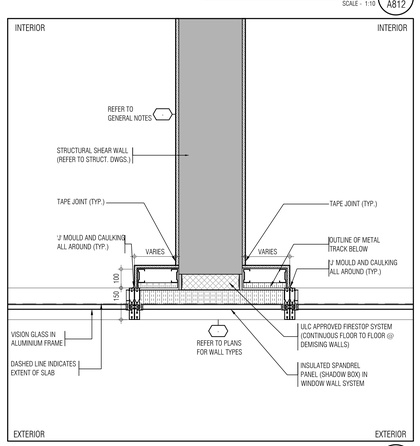

TYPICAL DETAIL @ SHEAR WALL 5 A812

SCALE - 1:10

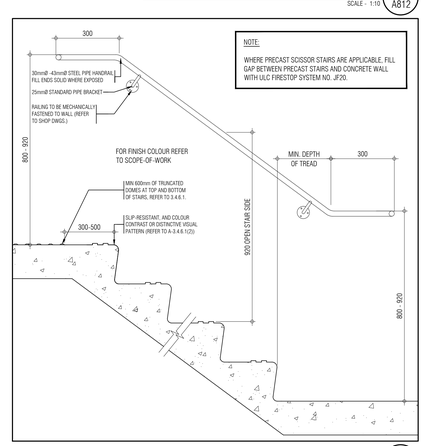

STAIR DETAIL - HANDRAIL EXTENSION AT TOP & BOTTOM 1 A812

SCALE - 1:10

issued for revisions

GRAZIANI CORAZZA ARCHITECTS
1320 DAWSON DRIVE, SUITE 100 MISSISSAUGA, ONTARIO L4W 1C5
T.905.795.2601 F.905.795.2644 WWW.GC-ARCHITECTS.COM

RESIDENTIAL

ATTMAR + PALLESCHI DRIVE

BRAMPTON ONTARIO

PROJECT ARCHITECT:	B.GRAZIANI
ASSISTANT DESIGNER:	R.LINCOLN
DRAWN BY:	F.C/M.B
CHECKED BY:	D.BIASE/G.COLANGELO
PLOT DATE:	AUG.06.2020
JOB #	1331.15

Typical Details

as noted A812

TITLEBLOCK SIZE: 915 x 1200

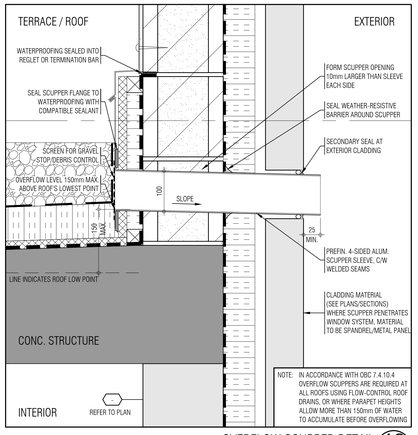

OVERFLOW SCUPPER DETAIL 18 / A813
SCALE - 1:5

RESERVED 15 / A813
SCALE - NTS

RESERVED 11 / A813
SCALE - NTS

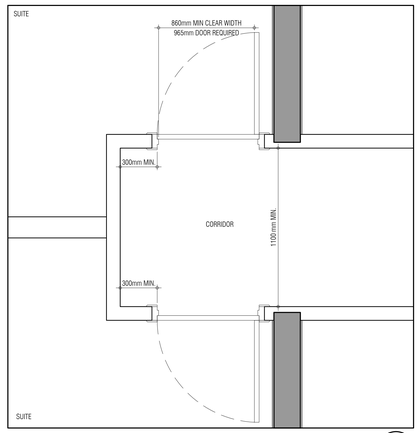

TYPICAL SUITE ENTRY DOOR WIDTH 7 / A813
SCALE - 1:20

RESERVED 5 / A815
SCALE - NTS

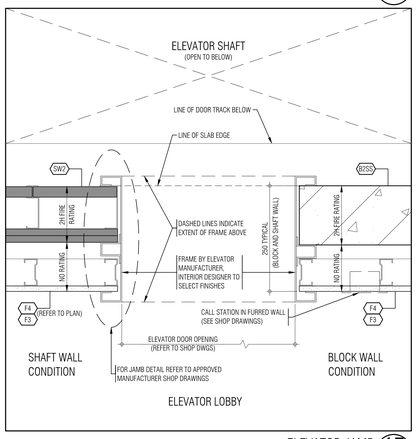

ELEVATOR JAMB 17 / A813
SCALE - 1:5

RESERVED 14 / A813
SCALE - NTS

RESERVED 10 / A813
SCALE - NTS

RESERVED 6 / A813
SCALE - NTS

RESERVED 3 / A813
SCALE - NTS

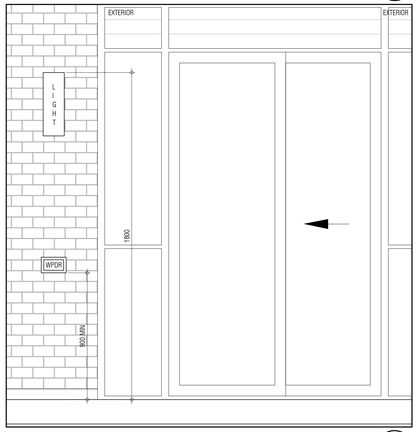

TYPICAL EXTERIOR RECEPTACLE HEIGHT 16 / A813
SCALE - N.T.S.

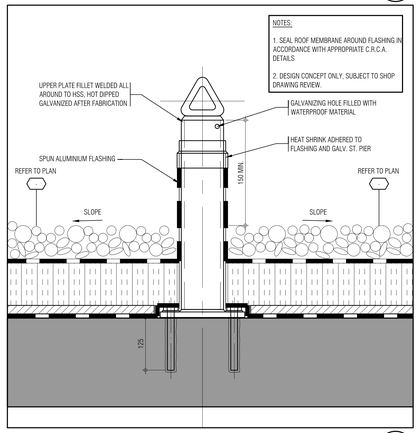

MP21/4 ROOF ANCHOR 13 / A813
SCALE - 1:5

RESERVED 9 / A813
SCALE - NTS

RESERVED 5 / A813
SCALE - NTS

RESERVED 2 / A813
SCALE - NTS

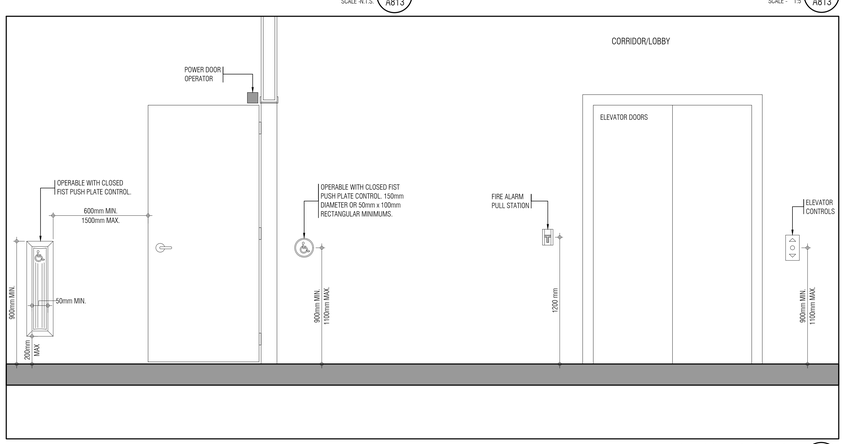

TYPICAL CONTROLS HEIGHT 12 / A813
SCALE - N.T.S.

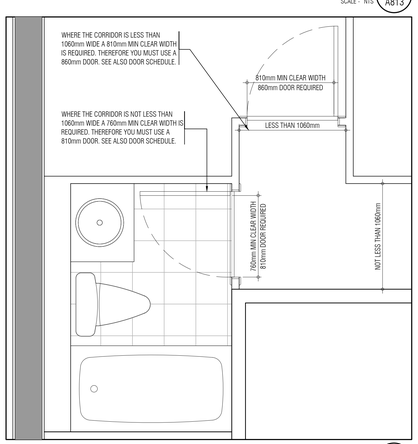

BATHROOM AND BEDROOM DOOR WIDTH WHEN NARROW HALLWAY 8 / A813
SCALE - 1:20

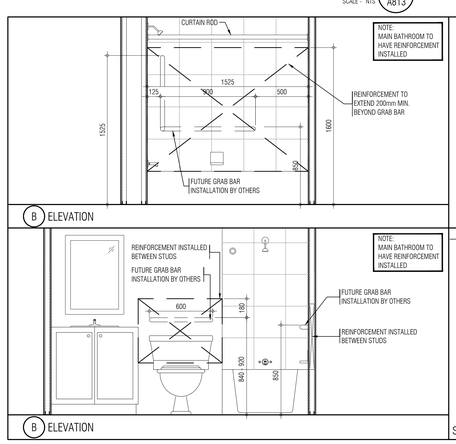

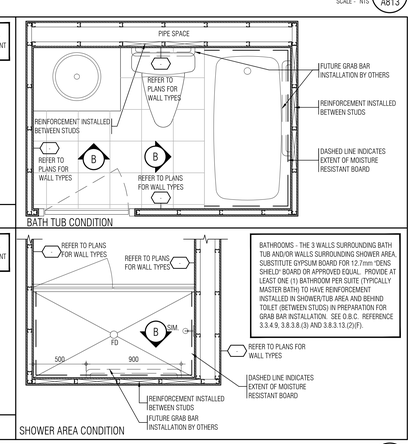

DETAIL OF REINFORCEMENT LOCATIONS AND EXTENT OF MOISTURE RESISTANT BOARD 1 / A813
SCALE - 1:20

THIS DRAWING, AS AN INSTRUMENT OF SERVICE, IS PROVIDED BY AND IS THE PROPERTY OF GRAZIANI+CORAZZA ARCHITECTS INC. THE CONTRACTOR MUST VERIFY AND ACCEPT RESPONSIBILITY FOR ALL DIMENSIONS AND CONDITIONS ON SITE AND MUST NOTIFY GRAZIANI+CORAZZA ARCHITECTS INC. OF ANY VARIATIONS FROM THE SUPPLIED INFORMATION. GRAZIANI+CORAZZA ARCHITECTS INC. IS NOT RESPONSIBLE FOR THE ACCURACY OF SURVEY, STRUCTURAL, MECHANICAL, ELECTRICAL, AND OTHER ENGINEERING INFORMATION SHOWN ON THIS DRAWING. REFER TO THE APPROPRIATE ENGINEERING DRAWINGS BEFORE PROCEEDING WITH THE WORK. CONSTRUCTION MUST CONFORM TO ALL APPLICABLE CODES AND REQUIREMENTS OF THE AUTHORITIES HAVING JURISDICTION. UNLESS OTHERWISE NOTED, NO INVESTIGATION HAS BEEN UNDERTAKEN OR REPORTED ON BY THIS OFFICE IN REGARDS TO THE ENVIRONMENTAL CONDITION OF THIS SITE.

THIS DRAWING IS NOT TO BE SCALED. ALL ARCHITECTURAL SYMBOLS INDICATED ON THIS DRAWING ARE GRAPHIC REPRESENTATIONS ONLY.

CONDITIONS FOR ELECTRONIC INFORMATION TRANSFER:

ELECTRONIC INFORMATION IS SUPPLIED TO THE OTHER ASSOCIATED FIRMS TO ASSIST THEM IN THE EXECUTION OF THEIR WORK / REVIEW. THE RECIPIENT FIRMS MUST DETERMINE THE COMPLETENESS / APPROPRIATENESS / RELEVANCE OF THE INFORMATION IN RESPECT TO THEIR PARTICULAR RESPONSIBILITY.

GRAZIANI+CORAZZA ARCHITECTS INC. SHALL NOT BE RESPONSIBLE FOR:
1. ERRORS, OMISSIONS, INCOMPLETENESS DUE TO LOSS OF INFORMATION IN WHOLE OR PART WHEN INFORMATION IS TRANSFERRED.
2. TRANSMISSION OF ANY VIRUS OR DAMAGE TO THE RECEIVING ELECTRONIC SYSTEM WHEN INFORMATION IS TRANSFERRED.

01.	Oct.07.2019	issued for tender
02.	Mar.13.2020	issued for design coordination #2
03.	Mar.16.2020	issued for addendum #2
04.	Mar.16.2020	issued for addendum #3

issued for revisions

GRAZIANI CORAZZA ARCHITECTS
1320 DAMSON DRIVE, SUITE 100 MISSISSAUGA, ONTARIO L4W 1C3
T.905.795.2601 F.905.795.2644 WWW.GC-ARCHITECTS.COM

RESIDENTIAL

ROYAL PINE HOMES

ATTMAR + PALLESCHI DRIVE

BRAMPTON ONTARIO

PROJECT ARCHITECT:	B.GRAZIANI
ASSISTANT DESIGNER:	R.LINCOLN
DRAWN BY:	F.C/M.B
CHECKED BY:	D.BIASE/G.COLANGELO
PLOT DATE:	AUG.06.2020
JOB #	1331.15

Typical Details

as noted A813

TITLEBLOCK SIZE: 915 x 1200

RESERVED 12
SCALE - NTS A815

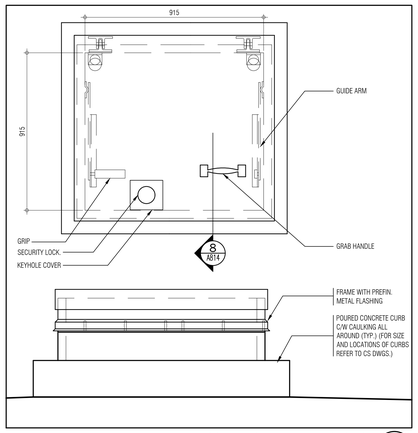

ROOF HATCH PLAN AND SECTION 9
SCALE - 1:5 A814

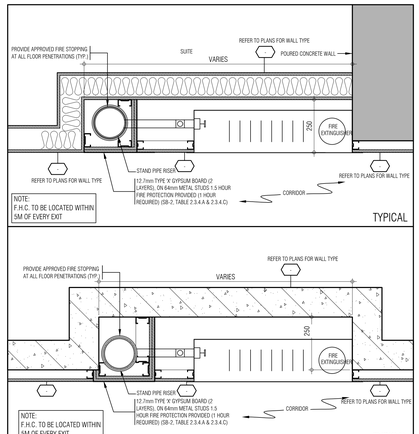

PLAN DETAILS @ FIRE HOSE CABINET (RATED STAND PIPE RISER) 6
SCALE - 1:10 A814

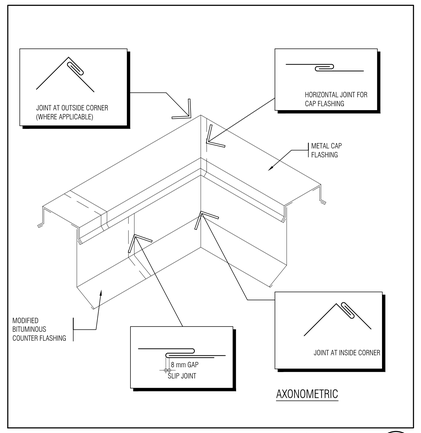

TYPICAL PARAPET FLASHING DETAIL 4
SCALE - 1:5 A814

THIS DRAWING, AS AN INSTRUMENT OF SERVICE, IS PROVIDED BY AND IS THE PROPERTY OF GRAZIANI+CORAZZA ARCHITECTS INC. THE CONTRACTOR MUST VERIFY AND ACCEPT RESPONSIBILITY FOR ALL DIMENSIONS AND CONDITIONS ON SITE AND MUST NOTIFY GRAZIANI+CORAZZA ARCHITECTS INC. OF ANY VARIATIONS FROM THE SUPPLIED INFORMATION. GRAZIANI+CORAZZA ARCHITECTS INC. IS NOT RESPONSIBLE FOR THE ACCURACY OF SURVEY, STRUCTURAL, MECHANICAL, ELECTRICAL, AND OTHER ENGINEERING INFORMATION SHOWN ON THIS DRAWING. REFER TO THE APPROPRIATE ENGINEERING DRAWINGS BEFORE PROCEEDING WITH THE WORK. CONSTRUCTION MUST CONFORM TO ALL APPLICABLE CODES AND REQUIREMENTS OF THE AUTHORITIES HAVING JURISDICTION. UNLESS OTHERWISE NOTED, NO INVESTIGATION HAS BEEN UNDERTAKEN OR REPORTED ON BY THIS OFFICE IN REGARDS TO THE ENVIRONMENTAL CONDITION OF THIS SITE.

THIS DRAWING IS NOT TO BE SCALED. ALL ARCHITECTURAL SYMBOLS INDICATED ON THIS DRAWING ARE GRAPHIC REPRESENTATIONS ONLY.

CONDITIONS FOR ELECTRONIC INFORMATION TRANSFER:

ELECTRONIC INFORMATION IS SUPPLIED TO THE OTHER ASSOCIATED FIRMS TO ASSIST THEM IN THE EXECUTION OF THEIR WORK / REVIEW. THE RECIPIENT FIRMS MUST DETERMINE THE COMPLETENESS / APPROPRIATENESS / RELEVANCE OF THE INFORMATION IN RESPECT TO THEIR PARTICULAR RESPONSIBILITY.

GRAZIANI+CORAZZA ARCHITECTS INC. SHALL NOT BE RESPONSIBLE FOR:
1. ERRORS, OMISSIONS, INCOMPLETENESS DUE TO LOSS OF INFORMATION IN WHOLE OR PART WHEN INFORMATION IS TRANSFERRED.
2. TRANSMISSION OF ANY VIRUS OR DAMAGE TO THE RECEIVING ELECTRONIC SYSTEM WHEN INFORMATION IS TRANSFERRED.

01.	Oct.07.2019	issued for tender
02.	Mar.13.2020	issued for design coordination #2
03.	Mar.16.2020	issued for addendum #2
04.	Mar.16.2020	issued for addendum #3

SILL FLASHING DETAIL AT MASONRY 15
SCALE - 1:5 A814

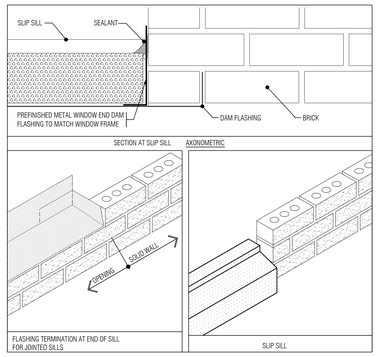

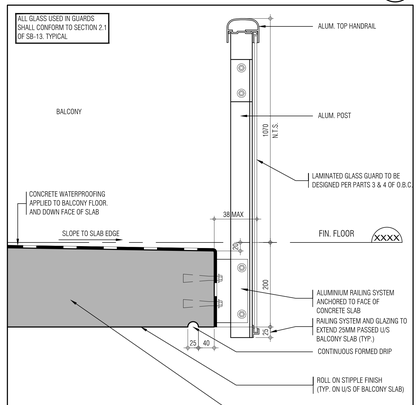

TYPICAL BALCONY RAILING DETAIL 11
SCALE - 0.05 A814

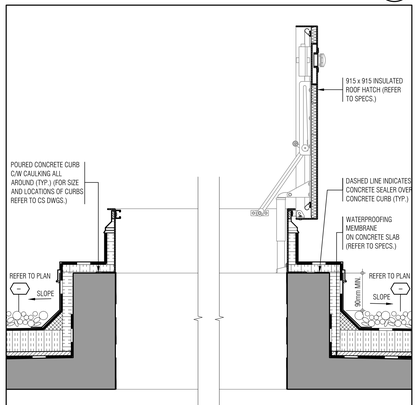

ROOF HATCH SECTION DETAIL THRU SLAB 8
SCALE - 1:5 A814

RESERVED 3
SCALE - NTS A814



RESERVED 1
SCALE - NTS A814

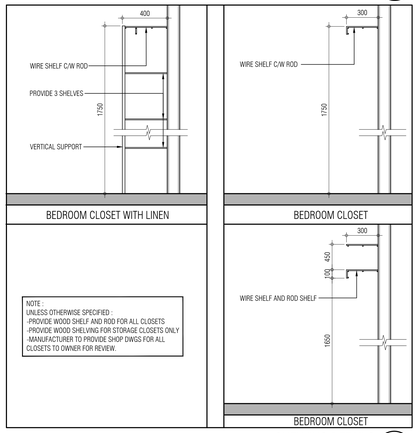

SHELVING DETAILS 14
SCALE - 1:20 A814

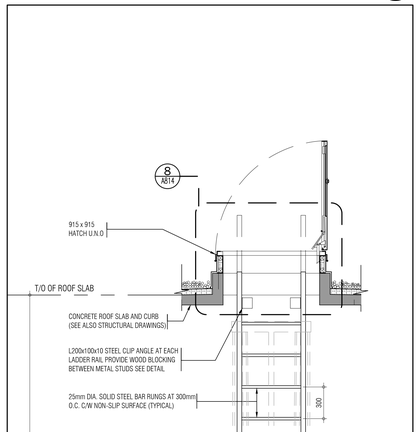

SECTION @ ROOF ACCESS LADDER 10
SCALE - 1:20 A813

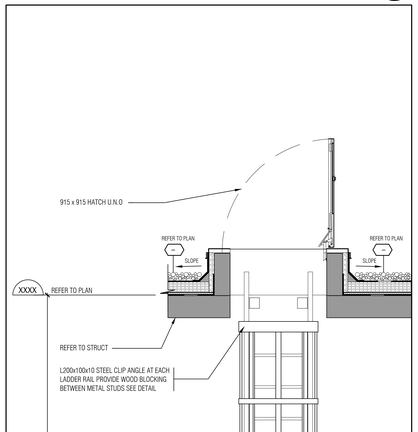

ROOF ACCESS LADDER 7
SCALE - 1:20 A814

RESERVED 5
SCALE - NTS A814

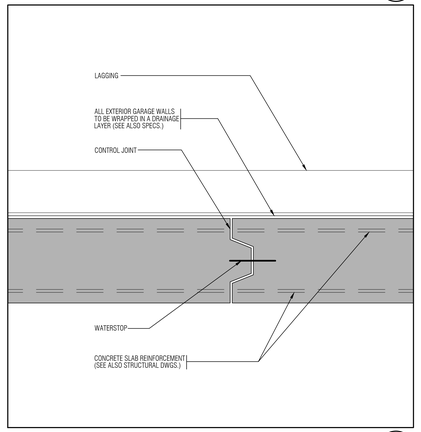

VERTICAL CONSTRUCTION JOINT IN CONCRETE WALL 2
SCALE - 1:5 A814

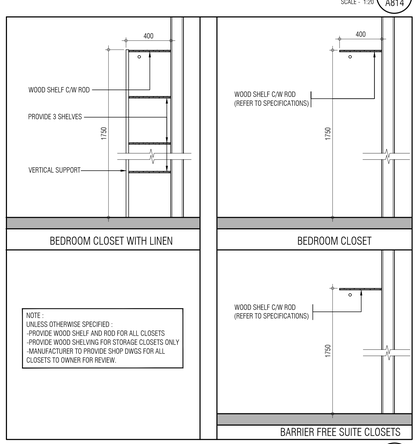

WOOD SHELVING DETAILS 13
SCALE - 1:20 A814

issued for revisions

GRAZIANI CORAZZA ARCHITECTS
1320 DAWSON DRIVE, SUITE 100 MISSISSAUGA, ONTARIO L4W 1C3
T.905.795.2601 F.905.795.2644 WWW.GC-ARCHITECTS.COM

RESIDENTIAL

ATTMAR + PALLESCHI DRIVE

BRAMPTON ONTARIO

PROJECT ARCHITECT:	B.GRAZIANI
ASSISTANT DESIGNER:	R.LINCOLN
DRAWN BY:	F.C/M.B
CHECKED BY:	D.BIASE/G.COLANGELO
PLOT DATE:	AUG.06.2020
JOB #	1331.15

Typical Details

as noted A814

TITLEBLOCK SIZE: 915 x 1200

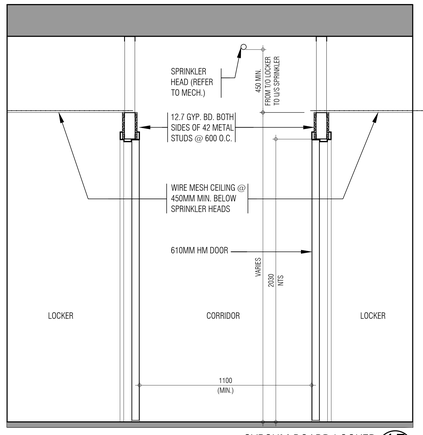

GYPSUM BOARD LOCKER 15 / A815
SCALE - 0.05

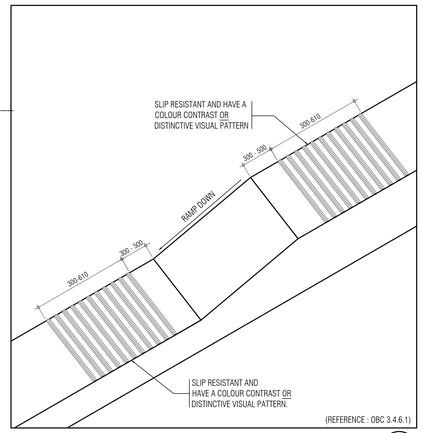

SURFACE FINISH OF RAMPS - ISOMETRIC VIEW 12 / A815
SCALE - NTS

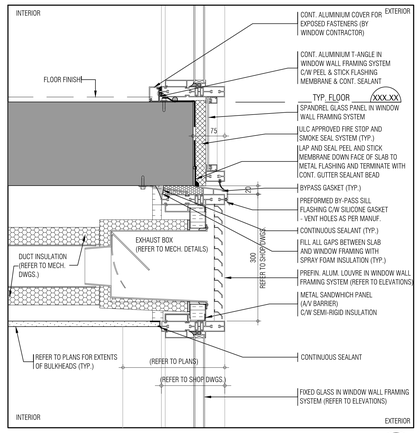

SECTION DETAIL @ WINDOW WALL BYPASS 8 / A815
SCALE - 1:5

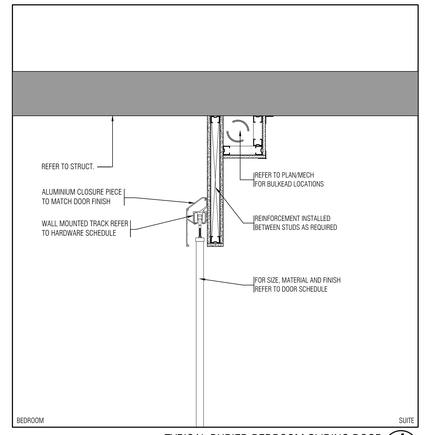

TYPICAL BURIED BEDROOM SLIDING DOOR 4 / A815
SCALE N.T.S.

THIS DRAWING, AS AN INSTRUMENT OF SERVICE, IS PROVIDED BY AND IS THE PROPERTY OF GRAZIANI+CORAZZA ARCHITECTS INC. THE CONTRACTOR MUST VERIFY AND ACCEPT RESPONSIBILITY FOR ALL DIMENSIONS AND CONDITIONS ON SITE AND MUST NOTIFY GRAZIANI+CORAZZA ARCHITECTS INC. OF ANY VARIATIONS FROM THE SUPPLIED INFORMATION. GRAZIANI+CORAZZA ARCHITECTS INC. IS NOT RESPONSIBLE FOR THE ACCURACY OF SURVEY, STRUCTURAL, MECHANICAL, ELECTRICAL, AND OTHER ENGINEERING INFORMATION SHOWN ON THIS DRAWING. REFER TO THE APPROPRIATE ENGINEERING DRAWINGS BEFORE PROCEEDING WITH THE WORK. CONSTRUCTION MUST CONFORM TO ALL APPLICABLE CODES AND REQUIREMENTS OF THE AUTHORITIES HAVING JURISDICTION. UNLESS OTHERWISE NOTED, NO INVESTIGATION HAS BEEN UNDERTAKEN OR REPORTED ON BY THIS OFFICE IN REGARDS TO THE ENVIRONMENTAL CONDITION OF THIS SITE.

THIS DRAWING IS NOT TO BE SCALED. ALL ARCHITECTURAL SYMBOLS INDICATED ON THIS DRAWING ARE GRAPHIC REPRESENTATIONS ONLY.

CONDITIONS FOR ELECTRONIC INFORMATION TRANSFER:

ELECTRONIC INFORMATION IS SUPPLIED TO THE OTHER ASSOCIATED FIRMS TO ASSIST THEM IN THE EXECUTION OF THEIR WORK / REVIEW. THE RECIPIENT FIRMS MUST DETERMINE THE COMPLETENESS / APPROPRIATENESS / RELEVANCE OF THE INFORMATION IN RESPECT TO THEIR PARTICULAR RESPONSIBILITY.

GRAZIANI+CORAZZA ARCHITECTS INC. SHALL NOT BE RESPONSIBLE FOR:
1. ERRORS, OMISSIONS, INCOMPLETENESS DUE TO LOSS OF INFORMATION IN WHOLE OR PART WHEN INFORMATION IS TRANSFERRED.
2. TRANSMISSION OF ANY VIRUS OR DAMAGE TO THE RECEIVING ELECTRONIC SYSTEM WHEN INFORMATION IS TRANSFERRED.

01. Oct.07.2019 issued for tender
02. Mar.13.2020 issued for design coordination #2
03. Mar.16.2020 issued for addendum #2
04. Mar.16.2020 issued for addendum #3

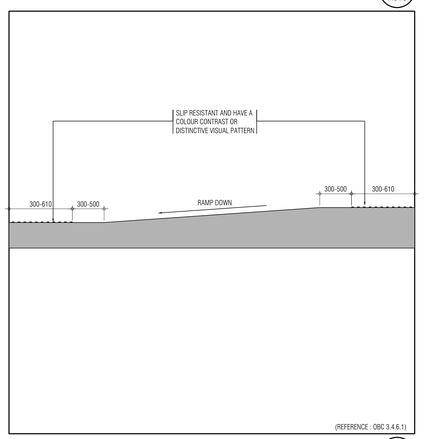

RAMP DETAIL 11 / A815
SCALE - 1:20

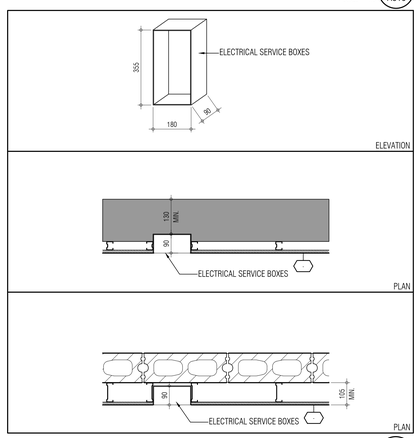

DETAIL @ RATED PARTITION WITH ELECTRICAL SERVICE BOXES 7 / A815
SCALE - 1:10

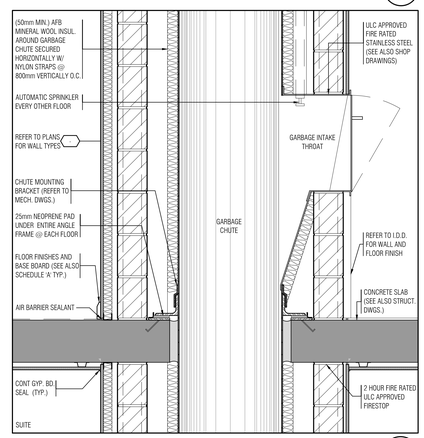

SECTION DETAIL @ GARBAGE CHUTE 3 / A815
SCALE - 1:10

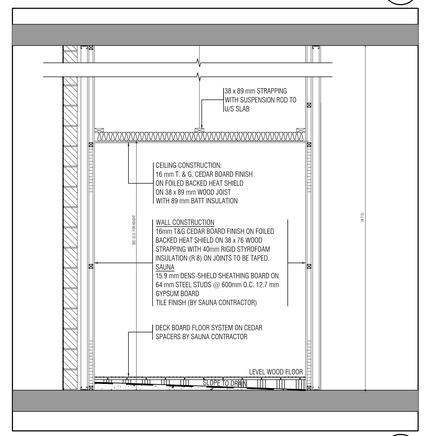

DRY SAUNA ROOM FINISHES (TYP.) 2 / A815
SCALE - 1:10

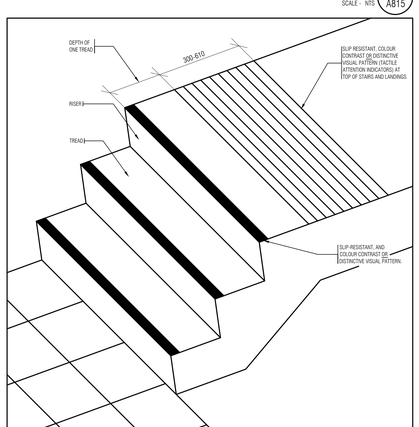

SURFACE FINISH OF STAIRS - ISOMETRIC VIEW 13 / A815
SCALE - NTS

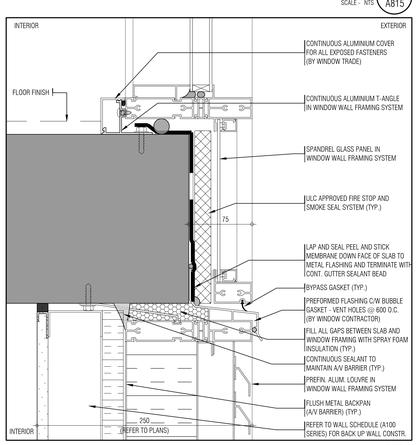

ENLARGED SECTION @ WINDOW WALL BYPASS 9 / A815
SCALE - NTS

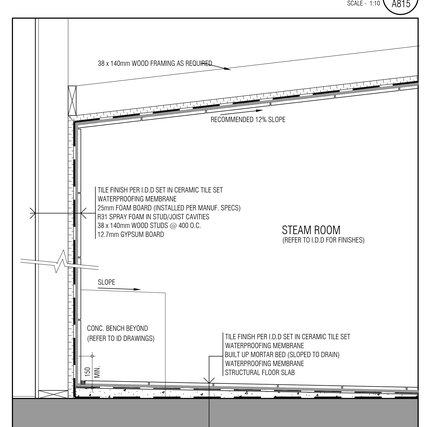

STEAM ROOM FINISHES (TYP.) 1 / A815
SCALE - 1:10

RESERVED 14 / A815
SCALE - NTS

RESERVED 10 / A815
SCALE - NTS

RESERVED 6 / A815
SCALE - NTS

RESERVED 5 / A815
SCALE - NTS

RESERVED 16 / A815
SCALE - NTS

issued for revisions

GRAZIANI + CORAZZA ARCHITECTS
1320 SHAWSON DRIVE, SUITE 100 MISSISSAUGA, ONTARIO L4W 1C3
T 905.795.2601 F 905.795.2644 WWW.GC-ARCHITECTS.COM

RESIDENTIAL

ATTMAR + PALLESCHI DRIVE

BRAMPTON ONTARIO

PROJECT ARCHITECT:	B.GRAZIANI
ASSISTANT DESIGNER:	R.LINCOLN
DRAWN BY:	F.C/M.B
CHECKED BY:	D.BIASE/G.COLANGELO
PLOT DATE:	AUG.06.2020
JOB #	1331.15

Typical Details

as noted A815

TITLEBLOCK SIZE: 915 x 1200

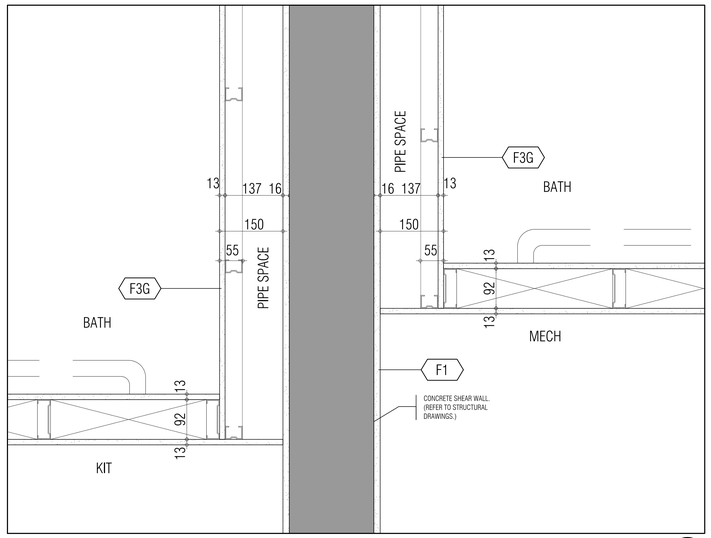

INTERIOR WALL AT SHEAR WALL AND BATH 9 — 1:4 — A851

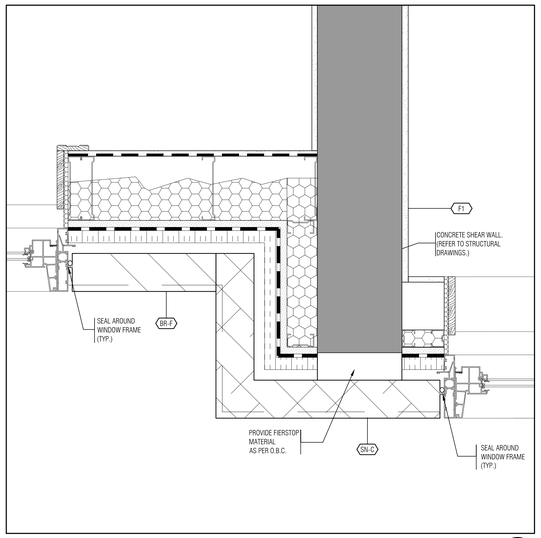

TYPICAL EXTERIOR WALL AT SHEAR WALL AND WINDOWS 6 — 1:5 — A851

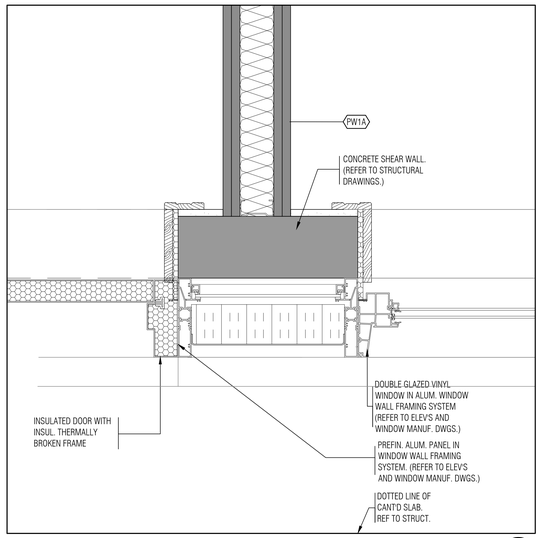

EXTERIOR WALL AT FRONT ENTRANCE WINDOW WALL 3 — 1:4 — A851

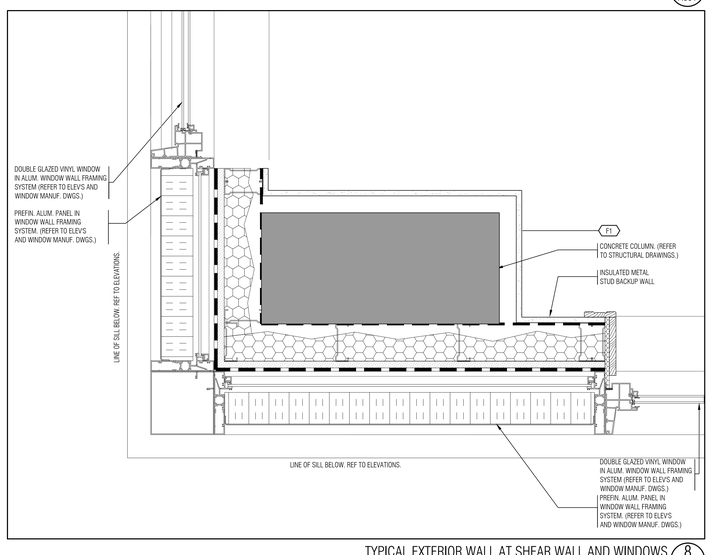

TYPICAL EXTERIOR WALL AT SHEAR WALL AND WINDOWS 8 — 1:5 — A851

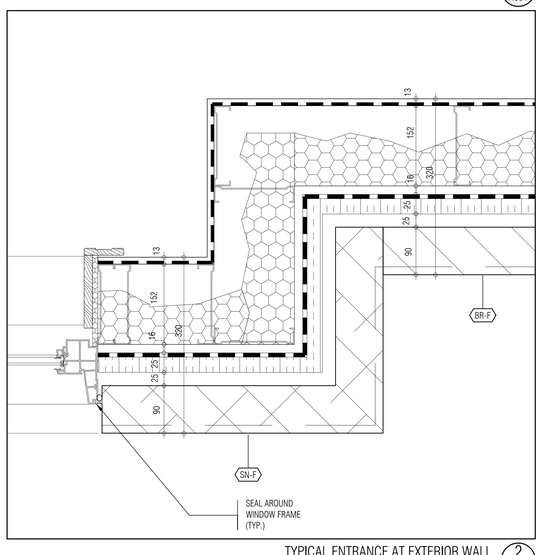

TYPICAL ENTRANCE AT EXTERIOR WALL 2 — 1:4 — A851

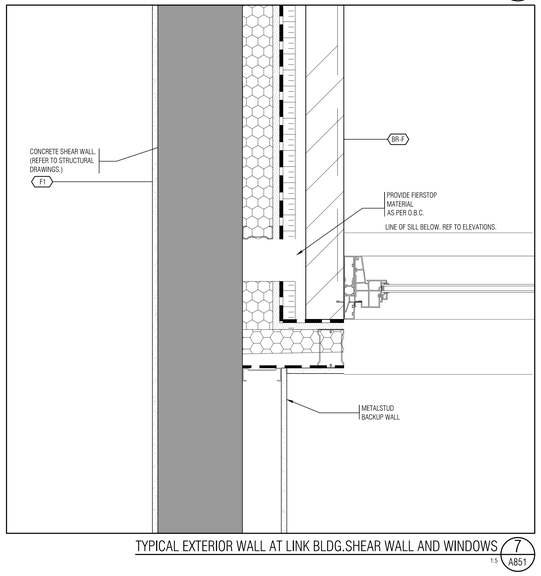

TYPICAL EXTERIOR WALL AT LINK BLDG.SHEAR WALL AND WINDOWS 7 — 1:5 — A851

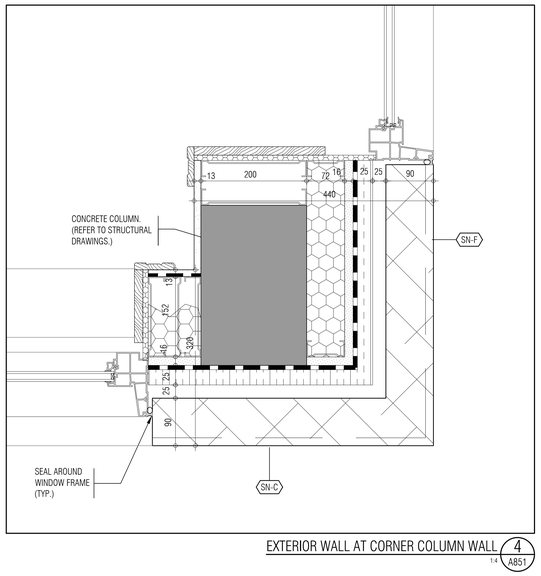

EXTERIOR WALL AT CORNER COLUMN WALL 4 — 1:4 — A851

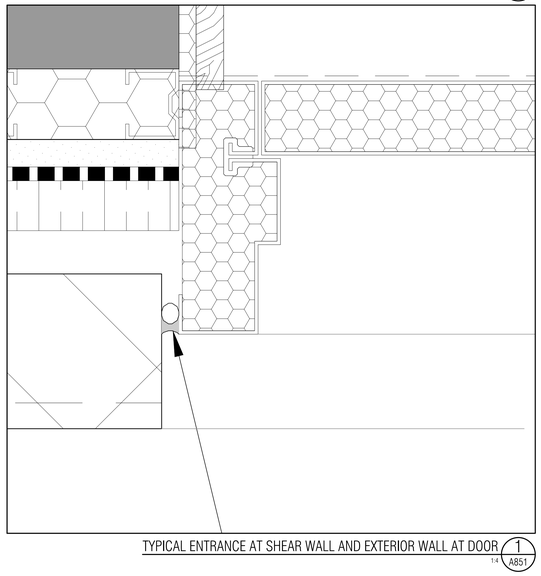

TYPICAL ENTRANCE AT SHEAR WALL AND EXTERIOR WALL AT DOOR 1 — 1:4 — A851

THIS DRAWING, AS AN INSTRUMENT OF SERVICE, IS PROVIDED BY AND IS THE PROPERTY OF GRAZIANI+CORAZZA ARCHITECTS INC. THE CONTRACTOR MUST VERIFY AND ACCEPT RESPONSIBILITY FOR ALL DIMENSIONS AND CONDITIONS ON SITE AND MUST NOTIFY GRAZIANI+CORAZZA ARCHITECTS INC. OF ANY VARIATIONS FROM THE SUPPLIED INFORMATION. GRAZIANI+CORAZZA ARCHITECTS INC. IS NOT RESPONSIBLE FOR THE ACCURACY OF SURVEY, STRUCTURAL, MECHANICAL, ELECTRICAL, AND OTHER ENGINEERING INFORMATION SHOWN ON THIS DRAWING. REFER TO THE APPROPRIATE ENGINEERING DRAWINGS BEFORE PROCEEDING WITH THE WORK. CONSTRUCTION MUST CONFORM TO ALL APPLICABLE CODES AND REQUIREMENTS OF THE AUTHORITIES HAVING JURISDICTION. UNLESS OTHERWISE NOTED, NO INVESTIGATION HAS BEEN UNDERTAKEN OR REPORTED ON BY THIS OFFICE IN REGARDS TO THE ENVIRONMENTAL CONDITION OF THIS SITE.

THIS DRAWING IS NOT TO BE SCALED. ALL ARCHITECTURAL SYMBOLS INDICATED ON THIS DRAWING ARE GRAPHIC REPRESENTATIONS ONLY.

CONDITIONS FOR ELECTRONIC INFORMATION TRANSFER:

ELECTRONIC INFORMATION IS SUPPLIED TO THE OTHER ASSOCIATED FIRMS TO ASSIST THEM IN THE EXECUTION OF THEIR WORK / REVIEW. THE RECIPIENT FIRMS MUST DETERMINE THE COMPLETENESS / APPROPRIATENESS / RELEVANCE OF THE INFORMATION IN RESPECT TO THEIR PARTICULAR RESPONSIBILITY.

GRAZIANI+CORAZZA ARCHITECTS INC. SHALL NOT BE RESPONSIBLE FOR:
1. ERRORS, OMISSIONS, INCOMPLETENESS DUE TO LOSS OF INFORMATION IN WHOLE OR PART WHEN INFORMATION IS TRANSFERRED.
2. TRANSMISSION OF ANY VIRUS OR DAMAGE TO THE RECEIVING ELECTRONIC SYSTEM WHEN INFORMATION IS TRANSFERRED.

01.	Oct.07.2019	issued for tender
02.	Mar.13.2020	issued for design coordination #2
03.	Mar.16.2020	issued for addendum #2
04.	Mar.16.2020	issued for addendum #3

issued for revisions

GRAZIANI
CORAZZA
ARCHITECTS
1320 SHARON DRIVE, SUITE 100 MISSISSAUGA, ONTARIO L4W 1C3
T.905.795.2601 F.905.795.2644 WWW.GC-ARCHITECTS.COM

RESIDENTIAL

ROYAL PINE

ATTMAR + PALLESCHI DRIVE

BRAMPTON ONTARIO

PROJECT ARCHITECT:	R.GRAZIANI
ASSISTANT DESIGNER:	R.LINCOLN
DRAWN BY:	F.C/M.B
CHECKED BY:	D.BIASE/G.COLANGELO
PLOT DATE:	AUG.06.2020
JOB #	1331.15

PLAN DETAILS

AS NOTED A851

TITLEBLOCK SIZE: 915 x 1200

THIS DRAWING, AS AN INSTRUMENT OF SERVICE, IS PROVIDED BY AND IS THE PROPERTY OF GRAZIANI+CORAZZA ARCHITECTS INC. THE CONTRACTOR MUST VERIFY AND ACCEPT RESPONSIBILITY FOR ALL DIMENSIONS AND CONDITIONS ON SITE AND MUST NOTIFY GRAZIANI+CORAZZA ARCHITECTS INC. OF ANY VARIATIONS FROM THE SUPPLIED INFORMATION. GRAZIANI+CORAZZA ARCHITECTS INC. IS NOT RESPONSIBLE FOR THE ACCURACY OF SURVEY, STRUCTURAL, MECHANICAL, ELECTRICAL, AND OTHER ENGINEERING INFORMATION SHOWN ON THIS DRAWING. REFER TO THE APPROPRIATE ENGINEERING DRAWINGS BEFORE PROCEEDING WITH THE WORK. CONSTRUCTION MUST CONFORM TO ALL APPLICABLE CODES AND REQUIREMENTS OF THE AUTHORITIES HAVING JURISDICTION. UNLESS OTHERWISE NOTED, NO INVESTIGATION HAS BEEN UNDERTAKEN OR REPORTED ON BY THIS OFFICE IN REGARDS TO THE ENVIRONMENTAL CONDITION OF THIS SITE.

THIS DRAWING IS NOT TO BE SCALED. ALL ARCHITECTURAL SYMBOLS INDICATED ON THIS DRAWING ARE GRAPHIC REPRESENTATIONS ONLY.

CONDITIONS FOR ELECTRONIC INFORMATION TRANSFER:

ELECTRONIC INFORMATION IS SUPPLIED TO THE OTHER ASSOCIATED FIRMS TO ASSIST THEM IN THE EXECUTION OF THEIR WORK / REVIEW. THE RECIPIENT FIRMS MUST DETERMINE THE COMPLETENESS / APPROPRIATENESS / RELEVANCE OF THE INFORMATION IN RESPECT TO THEIR PARTICULAR RESPONSIBILITY.

GRAZIANI+CORAZZA ARCHITECTS INC. SHALL NOT BE RESPONSIBLE FOR:
1. ERRORS, OMISSIONS, INCOMPLETENESS DUE TO LOSS OF INFORMATION IN WHOLE OR PART WHEN INFORMATION IS TRANSFERRED.
2. TRANSMISSION OF ANY VIRUS OR DAMAGE TO THE RECEIVING ELECTRONIC SYSTEM WHEN INFORMATION IS TRANSFERRED.

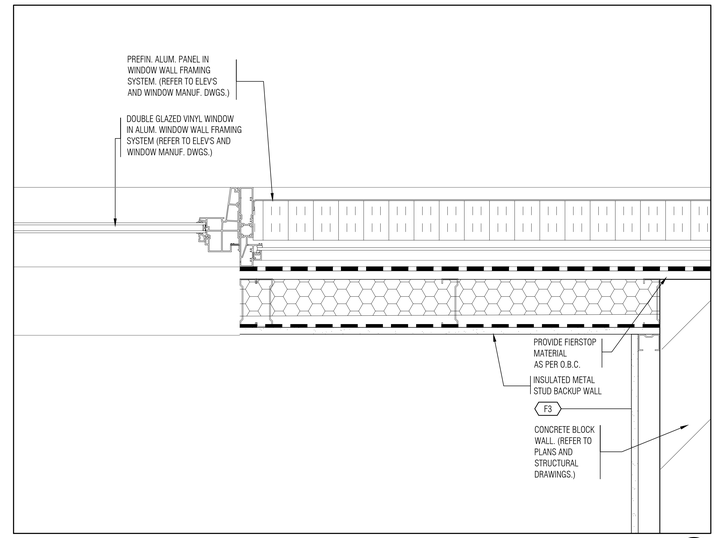

TYPICAL EXTERIOR WALL AT LINK BLDG. CONC. BLOCK WALL AND PANELS 3 / A852
1:4

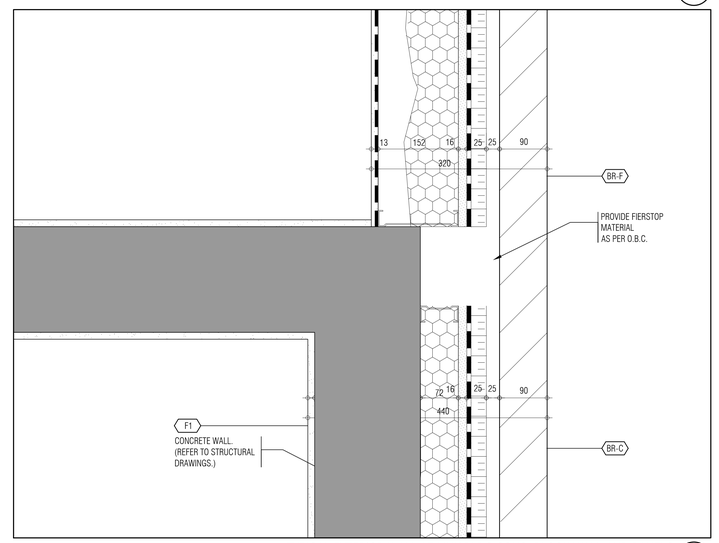

TYPICAL EXTERIOR WALL AT LINK BLDG.CONC. BLOCK WALL AND PANELS 2 / A852
1:4

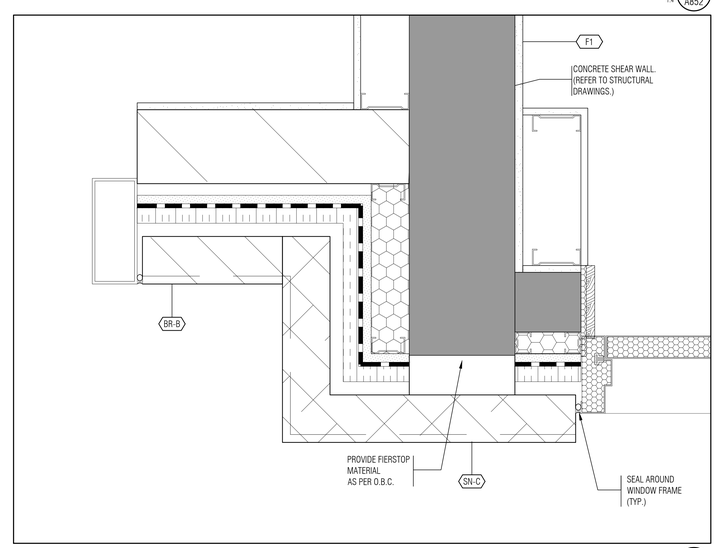

TYPICAL ENTRANCE AT SHEAR WALL AND EXTERIOR WALL AT GARAGE DOOR 1 / A852
1:4

01.	Oct.07.2019 issued for tender
02.	Mar.13.2020 issued for design coordination #2
03.	Mar.16.2020 issued for addendum #2
04.	Mar.16.2020 issued for addendum #3

Issued for revisions

GRAZIANI + CORAZZA ARCHITECTS
1320 SHAWSON DRIVE, SUITE 100 MISSISSAUGA, ONTARIO L4W 1C3
T 905.795.2601 F 905.795.2644 WWW.GC-ARCHITECTS.COM

RESIDENTIAL

ROYAL PINE HOMES

ATTMAR + PALLESCHI DRIVE

BRAMPTON ONTARIO

PROJECT ARCHITECT:	B.GRAZIANI
ASSISTANT DESIGNER:	R.LINCOLN
DRAWN BY:	F.C/M.B
CHECKED BY:	D.BIASE/G.COLANGELO
PLOT DATE:	AUG.06.2020
JOB #	1331.15

PLAN DETAILS

AS NOTED A852

TITLEBLOCK SIZE: 915 x 1200

01.	Oct.07.2019	issued for tender
02.	Mar.13.2020	issued for design coordination #2
03.	Mar.16.2020	issued for addendum #2
04.	Mar.16.2020	issued for addendum #3

CORNER WINDOWS

Note:
- Operable windows shall be protected in accordance with article 3.3.4.8. of the 2012 OBC
- Window glazing located less than 1070mm above finished floor level, adjacent to a drop greater than 1800mm, shall meet the structural requirements of a guard

LINK BUILDING WINDOWS

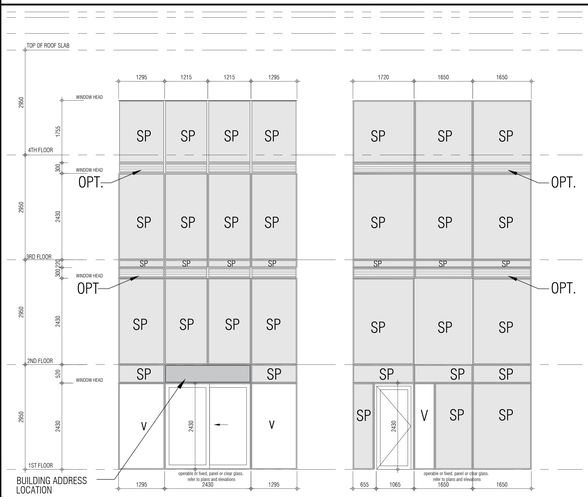

Note:
Operable windows shall be protected in accordance with article 3.3.4.8. of the 2012 OBC
Window glazing located less than 1070mm above finished floor level, adjacent to a drop greater than 1800mm, shall meet the structural requirements of a guard

issued for revisions

GRAZIANI CORAZZA ARCHITECTS
1535 SHERIDON DRIVE, SUITE 100, MISSISSAUGA, ONTARIO, L4W 1C3
T 905.795.7601 F 905.795.7844 WWW.GC-ARCHITECTS.COM

RESIDENTIAL

ATTMAR + PALLESCHI DRIVE

BRAMPTON ONTARIO

PROJECT ARCHITECT:	B.GRAZIANI
ASSISTANT DESIGNER:	R.LINCOLN
DRAWN BY:	F.C/M.B
CHECKED BY:	D.BIASE/G.COLANGELO
PLOT DATE:	AUG.06.2020
JOB #:	1331.15

Window Schedule

1:100

A900

TITLEBLOCK SIZE: 915 x 1200