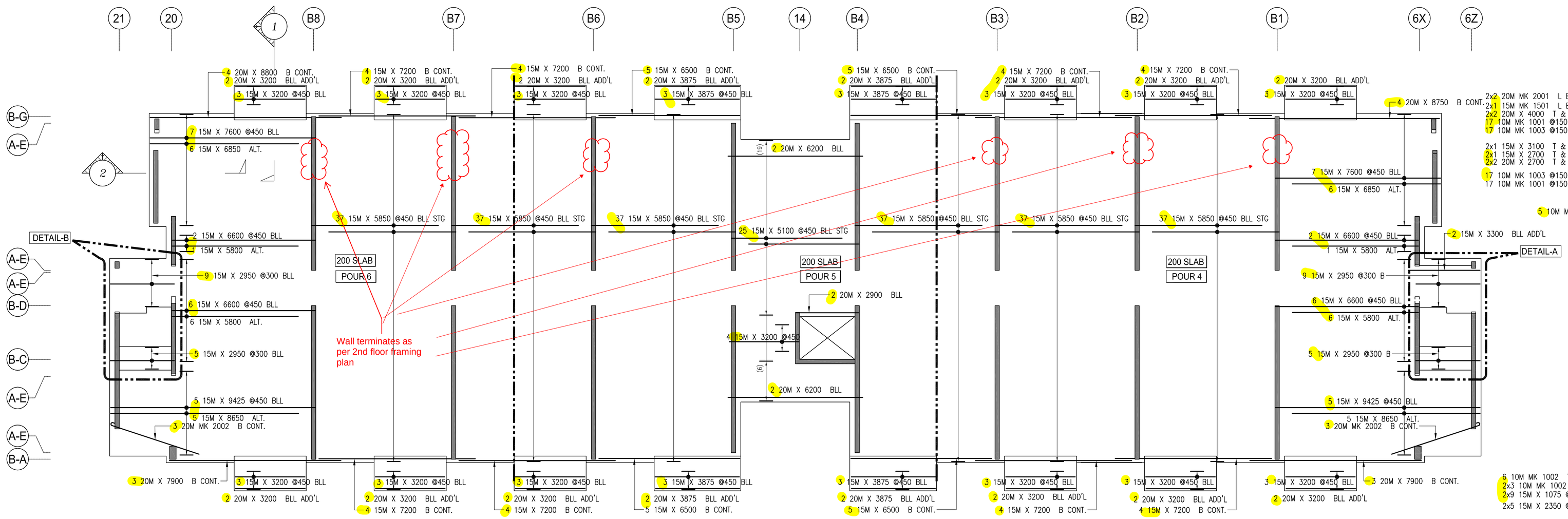

BUILDING-B 2nd FLOOR SLAB BLL
SCALE: 1:100

STAIR MID LANDING DETAIL-A
SCALE: 1:100

STAIR MID LANDING DETAIL-B
SCALE: 1:100

Release Number: R9.1A L2-SL BLL P#4

Bar Mark	Qty	Size	Total Length	Type	'A'	'B'	'C'	'D'	'E'	'F'	'G'	'H'	'J'	'K'	'O'	'R'
1003	34	10M	910	17		575	160	175								
1002	17	10M	1060	1	140	920							90			
1001	34	10M	1020	S10		675	70	275								
	8	15M	6600			6600										
	16	15M	7200			7200										
	18	15M	3200			3200										
	14	15M	2950			2950										
	7	15M	5800			5800										
	7	15M	7600			7600										
	5	15M	8650			8650										
	5	15M	9425			9425										
	11	15M	5850			5850										
	6	15M	6850			6850										
	10	15M	2350			2350										
1501	2	15M	2605	17		1630	975									
	2	15M	3100			3100										
	18	15M	1075			1075										
	2	15M	2700			2700										
	2	15M	3300			3300										
	12	20M	3200			3200										
	3	20M	7900			7900										
2002	3	20M	4520	1	220	4300							160			
	4	20M	8750			8750										
	4	20M	2700			2700										
2001	4	20M	2630	17		1630	1000									
	4	20M	4000			4000										

Release Number: R9.1A L2-SL BLL P#5

Bar Mark	Qty	Size	Total Length	Type	'A'	'B'	'C'	'D'	'E'	'F'	'G'	'H'	'J'	'K'	'O'	'R'
	8	15M	7200			7200										
	12	15M	3875			3875										
	74	15M	5850			5850										
	20	15M	6500			6500										
	10	15M	3200			3200										
	25	15M	5100			5100										
	8	20M	3875			3875										
	2	20M	2900			2900										
	4	20M	6200			6200										
	4	20M	3200			3200										

Release Number: R9.1A L2-SL BLL P#6

Bar Mark	Qty	Size	Total Length	Type	'A'	'B'	'C'	'D'	'E'	'F'	'G'	'H'	'J'	'K'	'O'	'R'
1002	17	10M	1060	1	140	920							90			
1003	34	10M	910	17		575	160	175								
1001	34	10M	1020	S10		675	70	275								
	14	15M	2950			2950										
	5	15M	8650			8650										
	12	15M	3200			3200										
	7	15M	7600			7600										
	8	15M	7200			7200										
	7	15M	5800			5800										
	5	15M	9425			9425										
	37	15M	5850			5850										
	6	15M	6850			6850										
	8	15M	6600			6600										
1501	2	15M	2605	17		1630	975									
	18	15M	1075			1075										
	2	15M	2700			2700										
	10	15M	2350			2350										
	2	15M	3100			3100										
	8	20M	3200			3200										
	3	20M	7900			7900										
	4	20M	8800			8800										
2002	3	20M	4520	1	220	4300							160			
2001	4	20M	2630	17		1630	1000									
	4	20M	4000			4000										
	4	20M	2700			2700										

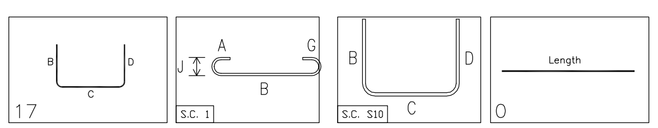

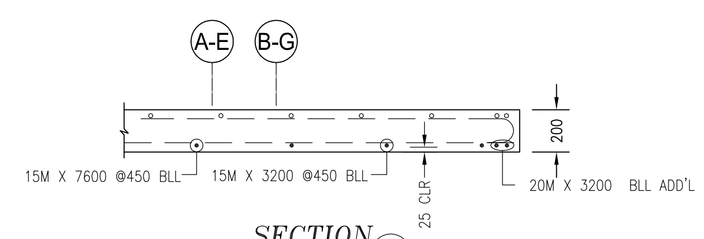

SECTION 1
SCALE: 1:20

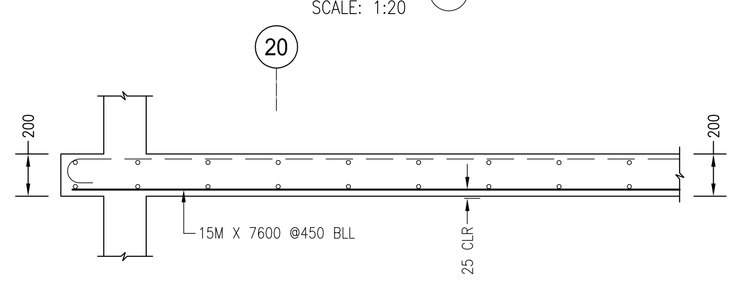

SECTION 2
SCALE: 1:20

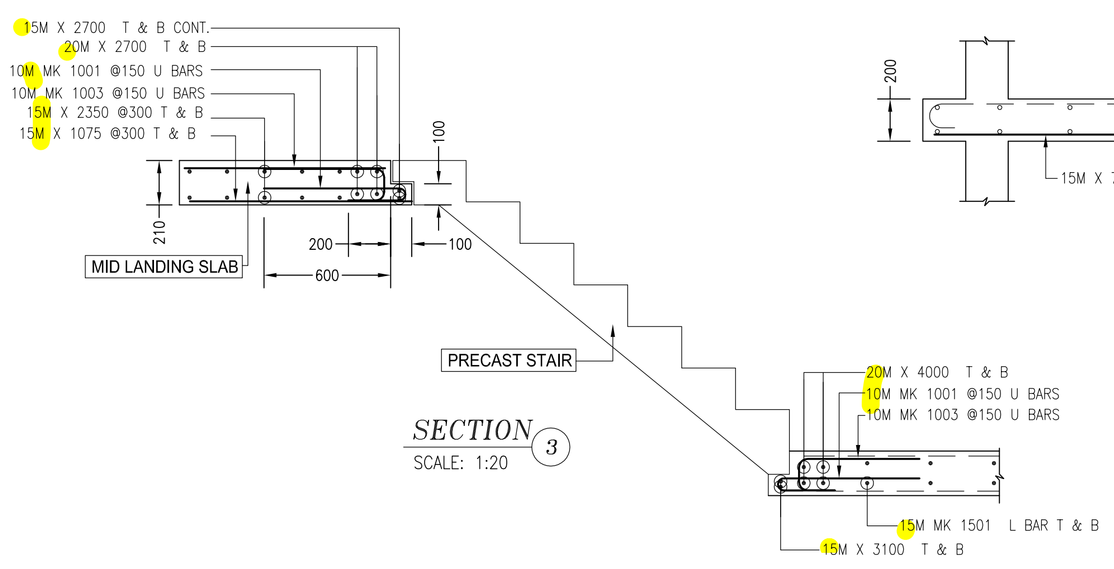

SECTION 3
SCALE: 1:20

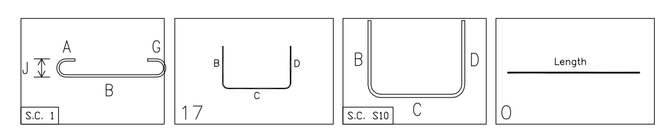

NOTES

1. ALL STEEL TO BE GRADE 400W
2. STRENGTH OF CONCRETE
   35MPa – INTERIOR COLUMNS & WALLS
3. CONCRETE COVER:
   TIES -- 40mm
   SLAB (T&B) -- 25mm
4. COMPRESSION LAP SPLICE

BAR SIZE	STANDARD LAP (mm)
10M	300
15M	440
20M	590
25M	730
30M	880
35M	1030

5. TENSION LAP SPLICE (L.S) & DEVELOPMENT LENGTH (Ld)
   (FOR WALL OR COL & Ld IN CAP OR FTG.)

BAR SIZE	fc=25		fc=30		fc=35	
	L.S	L.d	L.S	L.d	L.S	L.d
10M	490	380	450	350	420	320
15M	740	570	670	520	620	480
20M	980	750	890	690	830	640
25M	1530	1170	1390	1070	1290	990
30M	1830	1410	1670	1290	1550	1190
35M	2130	1640	1950	1500	1800	1390

* ELEVATIONS AND DIMENSIONS SHOWN ARE FOR VERIFICATION PURPOSES ONLY AND ARE NOT TO BE USED FOR CONSTRUCTION
* ALL CONFIRMS/VERIFIES WILL BE ASSUMED CORRECT AND APPROVED AS IS UNLESS COMMENTED ON THE APPROVAL DRWGS

LEGEND

ALT	= ALTERNATE	FF	= FAR FACE	OF	= OUTSIDE FACE
BOT	= BOTTOM	FS	= FORM SAVER	SC	= SAW CUT END
BIS	= BEND INTO SLAB	GID	= GROUT IN DOWELS	STG	= STAGGER
CB	= CORNER BAR	H	= HORIZONTAL	STIR	= STIRRUPS
CJ	= CONTROL JOINT	IF	= INSIDE FACE	T	= TOP
CTS	= CUT TO SUIT SITE COND.	LL	= LOWER LAYER	THR/1=	THREAD 1END
DWL	= DOWELS	MID	= MIDDLE	THR/2=	THREAD 2ENDS
EE	= EACH END	MIN	= MINIMUM	UL	= UPPER LAYER
EF	= EACH FACE	NF	= NEAR FACE	u/n	= UNLESS NOTED
EJ	= EXPANSION JOINT	OC	= ON CENTER	V	= VERTICAL
ES	= EACH SIDE			TT	= TEMP. TIES
EW	= EACH WAY				

STRAIGHT BARS LABEL FORMAT: 7 B15M X 3600 (QUANTITY, GRADE, LENGTH)

BENT BARS LABEL FORMAT: 7 B15M B1501 (QUANTITY, GRADE, SIZE, BAR MARK)

GRADES OF STEEL

B =	GRADE 400R
E =	EPOXY COATED
F =	GFRP
G =	GALVANIZED
S =	STAINLESS
W=	WELDABLE

DRAWING REVIEW

This review of this drawing does not in any way relieve the contractor of responsibility for its accuracy or for compliance with the contract documents.

	No comment	✓	See comment
	Amend & Resubmit		Rejected See Remarks

Submission No.
Project No. 19066
By MB
Date 04 Aug 2021

JABLONSKY, AST AND PARTNERS
Consulting Engineers
1129 Leslie Street Don Mills, Ont. M3C 2K5

ISSUE	REMARKS	DATE	BY
0	FOR APPROVAL	JUL/28/21	JU

MANSTEEL REBAR

MANSTEEL REBAR
105 Industrial Road, Richmond Hill,
Ontario L4C 2Y4 Canada
Phone: 905-737-9797
Fax: 905-737-9704
Email: info@mansteelrebar.com

PROJECT
FORESTSIDE TOWNHOUSES
-BRAMPTON, ON

PART OF STRUCTURE
L2 SLAB BLL P#4,5,6

CUSTOMER :
ROYAL PINE HOMES

Project no. 2177
SCALE: AS SHOWN
DRAWING No. R9.1A 0

DETAILED BY: JU
CHECKED BY:
BAR LIST No.

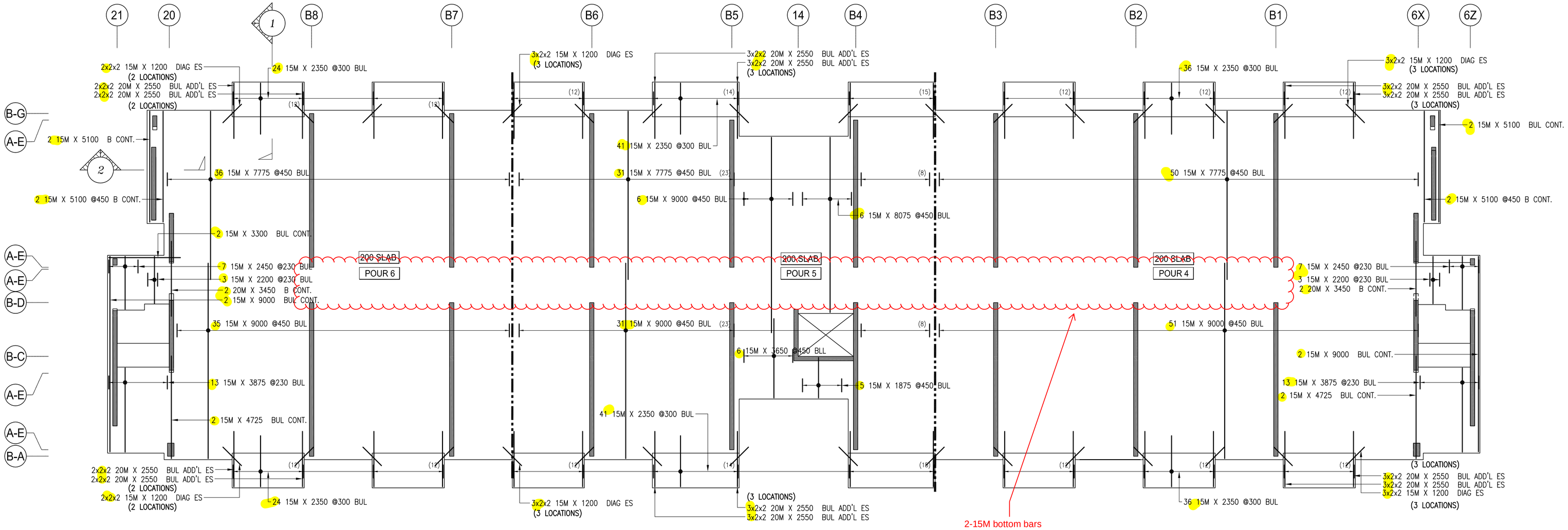

BUILDING-B 2nd FLOOR SLAB BUL

SCALE: 1:100

Release Number: R9.1B L2-SL BUL P#4

Bar Mark	Qty	Size	Total Length	Type	'A'	'B'	'C'	'D'	'E'	'F'	'G'	'H'	'J'	'K'	'O'	'R'
	24	15M	1200			1200										
	53	15M	9000			9000										
	72	15M	2350			2350										
	4	15M	5100			5100										
	7	15M	2450			2450										
	50	15M	7775			7775										
	13	15M	3875			3875										
	2	15M	4725			4725										
	3	15M	2200			2200										
	2	20M	3450			3450										
	48	20M	2550			2550										

Length

0

Release Number: R9.1B L2-SL BUL P#5

Bar Mark	Qty	Size	Total Length	Type	'A'	'B'	'C'	'D'	'E'	'F'	'G'	'H'	'J'	'K'	'O'	'R'
	6	15M	8075			8075										
	6	15M	3650			3650										
	31	15M	7775			7775										
	24	15M	1200			1200										
	82	15M	2350			2350										
	5	15M	1875			1875										
	37	15M	9000			9000										
	48	20M	2550			2550										

Length

0

Release Number: R9.1B L2-SL BUL P#6

Bar Mark	Qty	Size	Total Length	Type	'A'	'B'	'C'	'D'	'E'	'F'	'G'	'H'	'J'	'K'	'O'	'R'
	3	15M	2200			2200										
	37	15M	9000			9000										
	7	15M	2450			2450										
	4	15M	5100			5100										
	16	15M	1200			1200										
	13	15M	3875			3875										
	48	15M	2350			2350										
	36	15M	7775			7775										
	2	15M	4725			4725										
	2	15M	3300			3300										
	32	20M	2550			2550										
	2	20M	3450			3450										

Length

0

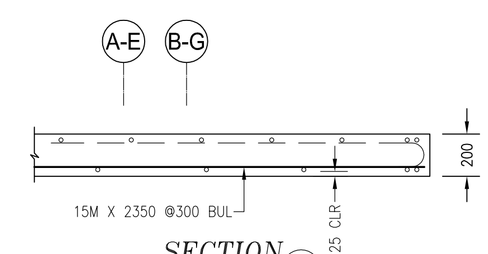

SECTION 1

SCALE: 1:20

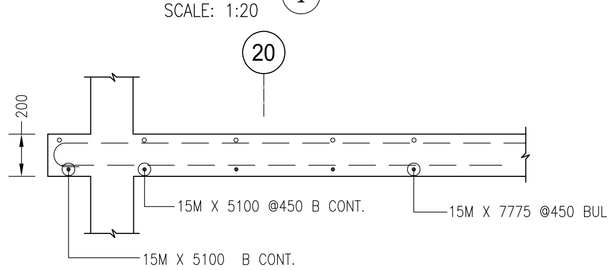

2 SECTION

SCALE: 1:20

NOTES

1. ALL STEEL TO BE GRADE 400W
2. STRENGTH OF CONCRETE
   35MPa – INTERIOR COLUMNS & WALLS
3. CONCRETE COVER:
   TIES -- 40mm
   SLAB (T&B) -- 25mm
4. COMPRESSION LAP SPLICE

BAR SIZE	STANDARD LAP (mm)
10M	300
15M	440
20M	590
25M	730
30M	880
35M	1030

5. TENSION LAP SPLICE (L.S) & DEVELOPMENT LENGTH (Ld)
   (FOR WALL OR COL & Ld IN CAP OR FTG.)

BAR SIZE	fc=25		fc=30		fc=35	
	L.S	L.d	L.S	L.d	L.S	L.d
10M	490	380	450	350	420	320
15M	740	570	670	520	620	480
20M	980	750	890	690	830	640
25M	1530	1170	1390	1070	1290	990
30M	1830	1410	1670	1290	1550	1190
35M	2130	1640	1950	1500	1800	1390

DRAWING REVIEW

This review of this drawing does not in any way relieve the contractor of responsibility for its accuracy or for compliance with the contract documents.

	No comment	✓	See comment
	Amend & Resubmit		Rejected See Remarks

Submission No.
Project No. 19066
By MB
Date 04 Aug 2021

JABLONSKY, AST AND PARTNERS
Consulting Engineers
1129 Leslie Street Don Mills, Ont. M3C 2K5

- ELEVATIONS AND DIMENSIONS SHOWN ARE FOR VERIFICATION PURPOSES ONLY AND ARE NOT TO BE USED FOR CONSTRUCTION
- ALL CONFIRMS/VERIFIES WILL BE ASSUMED CORRECT AND APPROVED AS IS UNLESS COMMENTED ON THE APPROVAL DRWGS

LEGEND

ALT = ALTERNATE
BOT = BOTTOM
B/S = BEND INTO SLAB
CB = CORNER BAR
CJ = CONTROL JOINT
CTS = CUT TO SUIT SITE COND.
DWL = DOWELS
EE = EACH END
EF = EACH FACE
EJ = EXPANSION JOINT
ES = EACH SIDE
EW = EACH WAY
FF = FAR FACE
FS = FORM SAVER
GID = GROUT IN DOWELS
H = HORIZONTAL
IF = INSIDE FACE
LL = LOWER LAYER
MID = MIDDLE
MIN = MINIMUM
NF = NEAR FACE
OC = ON CENTER
OF = OUTSIDE FACE
SC = SAW CUT END
STG = STAGGER
STIR = STIRRUPS
T = TOP
THR/1= THREAD 1END
THR/2= THREAD 2ENDS
UL = UPPER LAYER
u/n = UNLESS NOTED
V = VERTICAL
TT = TEMP. TIES

STRAIGHT BARS LABEL FORMAT: 7 B15M X 3600 (QUANTITY, GRADE, LENGTH)

BENT BARS LABEL FORMAT: 7 B15M B1501 (QUANTITY, GRADE, SIZE, BAR MARK)

GRADES OF STEEL: G = GRADE 400W; E = EPOXY COATED; G/P = GYMP; G/Z = GALVANIZED; W = WELDABLE

ISSUE	REMARKS	DATE	BY
0	FOR APPROVAL	JUL/28/21	JJ

MANSTEEL REBAR

MANSTEEL REBAR
105 Industrial Road, Richmond Hill,
Ontario L4C 2Y4 Canada
Phone: 905-737-9797
Fax: 905-737-9704
Email: info@mansteelrebar.com

PROJECT
FORESTSIDE TOWNHOUSES
-BRAMPTON, ON

PART OF STRUCTURE
L2 SLAB BUL P#4,5,6

CUSTOMER : ROYAL PINE HOMES

Project no. 2177

SCALE: AS SHOWN

DRAWING No. R9.1B 0

DETAILED BY: JJ

CHECKED BY:

BAR LIST No.

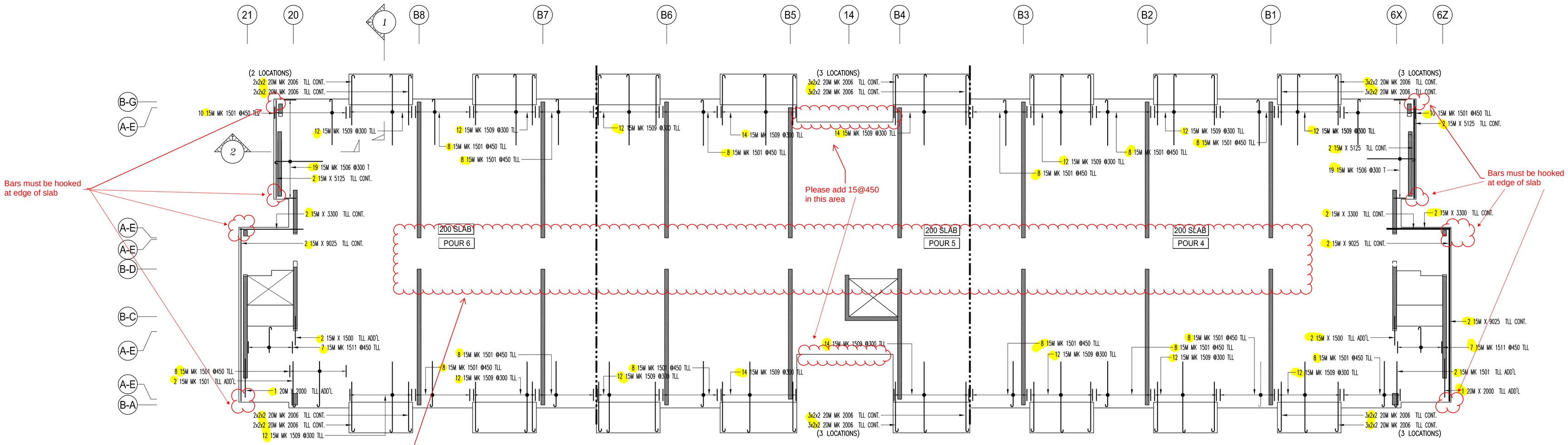

BUILDING-B 2nd FLOOR SLAB TLL

SCALE: 1:100

Release Number: R9.1C L2-SL TLL P#4

Bar Mark	Qty	Size	Total Length	Type	'A'	'B'	'C'	'D'	'E'	'F'	'G'	'H'	'J'	'K'	'O'	'R'
1501	68	15M	2550	1	180	2370							130			
1509	84	15M	3850	1	180	3670							130			
1506	19	15M	2680	1	180	2500							130			
1511	7	15M	1505	1	180	1325							130			
	4	15M	9025	0		9025										
	4	15M	3300	0		3300										
	4	15M	5125	0		5125										
	2	15M	1500	0		1500										
	6	20M	2000	0		2000										
2006	48	20M	2820	1	220	2600							160			

Release Number: R9.1C L2-SL TLL P#5

Bar Mark	Qty	Size	Total Length	Type	'A'	'B'	'C'	'D'	'E'	'F'	'G'	'H'	'J'	'K'	'O'	'R'
1509	80	15M	3850	1	180	3670							130			
1501	16	15M	2550	1	180	2370							130			
2006	48	20M	2820	1	220	2600							160			

Release Number: R9.1C L2-SL TLL P#6

Bar Mark	Qty	Size	Total Length	Type	'A'	'B'	'C'	'D'	'E'	'F'	'G'	'H'	'J'	'K'	'O'	'R'
1501	52	15M	2550	1	180	2370							130			
1509	48	15M	3850	1	180	3670							130			
1506	19	15M	2680	1	180	2500							130			
	2	15M	9025	0		9025										
	2	15M	3300	0		3300										
	2	15M	5125	0		5125										
	2	15M	1500	0		1500										
1511	7	15M	1505	1	180	1325							130			
2006	32	20M	2820	1	220	2600							160			
	6	20M	2000	0		2000										

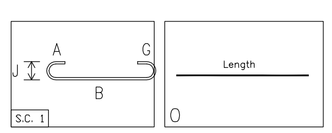

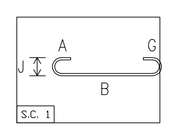

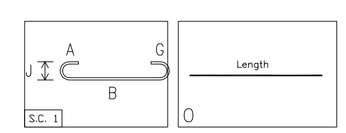

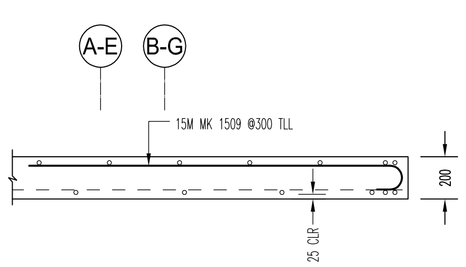

SECTION 1

SCALE: 1:20

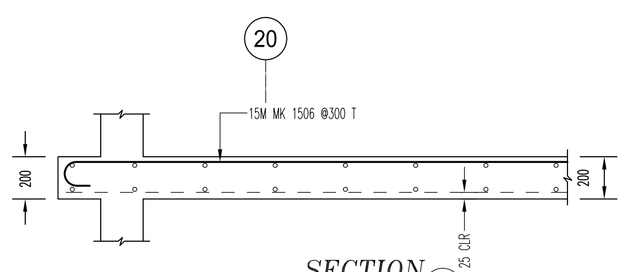

SECTION 2

SCALE: 1:20

NOTES

1. ALL STEEL TO BE GRADE 400W
2. STRENGTH OF CONCRETE
   35MPa – INTERIOR COLUMNS & WALLS
3. CONCRETE COVER:
   TIES -- 40mm
   SLAB (T&B) -- 25mm
4. COMPRESSION LAP SPLICE

BAR SIZE	STANDARD LAP (mm)
10M	300
15M	440
20M	590
25M	730
30M	880
35M	1030

5. TENSION LAP SPLICE (L.S) & DEVELOPMENT LENGTH (Ld) (FOR WALL OR COL & Ld IN CAP OR FTG.)

BAR SIZE	fc=25		fc=30		fc=35	
	L.S	L.d	L.S	L.d	L.S	L.d
10M	490	380	450	350	420	320
15M	740	570	670	520	620	480
20M	980	750	890	690	830	640
25M	1530	1170	1390	1070	1290	990
30M	1830	1410	1670	1290	1550	1190
35M	2130	1640	1950	1500	1800	1390

DRAWING REVIEW

This review of this drawing does not in any way relieve the contractor of responsibility for its accuracy or for compliance with the contract documents.

	No comment	✓	See comment
	Amend & Resubmit		Rejected See Remarks

Submission No.
Project No. 19066
By MB
Date 04 Aug 2021

JABLONSKY, AST AND PARTNERS
Consulting Engineers
1129 Leslie Street Don Mills, Ont. M3C 2K5

- ELEVATIONS AND DIMENSIONS SHOWN ARE FOR VERIFICATION PURPOSES ONLY AND ARE NOT TO BE USED FOR CONSTRUCTION
- ALL CONFIRMS/VERIFIES WILL BE ASSUMED CORRECT AND APPROVED AS IS UNLESS COMMENTED ON THE APPROVAL DRWGS

LEGEND

ALT = ALTERNATE
BOT = BOTTOM
BS = BENT INTO SLAB
CD = CORNER BAR
CJ = CONTROL JOINT
CTS = CUT TO SUIT SITE COND.
DWL = DOWELS
EE = EACH END
EF = EACH FACE
EJ = EXPANSION JOINT
ES = EACH SIDE
EW = EACH WAY
FF = FAR FACE
FS = FORM SAVER
GD = GROUT IN DOWELS
H = HORIZONTAL
IF = INSIDE FACE
LL = LOWER LAYER
MID = MIDDLE
MIN = MINIMUM
NF = NEAR FACE
OC = ON CENTER
OF = OUTSIDE FACE
SC = SAW CUT END
STG = STAGGER
STIR = STIRRUPS
T = TOP
THR/1= THREAD 1END
THR/2= THREAD 2ENDS
UL = UPPER LAYER
u/n = UNLESS NOTED
V = VERTICAL
TT = TEMP. TIES

STRAIGHT BARS LABEL FORMAT: 7 B15M X 3600 (QUANTITY, GRADE, LENGTH)

BENT BARS LABEL FORMAT: 7 B15M B1501 (QUANTITY, GRADE, SIZE, BAR MARK)

GRADES OF STEEL
B = GRADE 400R
E = EPOXY COATED
CSA = CSA
G = GALVANIZED
S = STAINLESS
W = WELDABLE

ISSUE	REMARKS	DATE	BY
0	FOR APPROVAL	JUL/28/21	JU

MANSTEEL REBAR

MANSTEEL REBAR
105 Industrial Road, Richmond Hill,
Ontario L4C 2Y4 Canada
Phone: 905-737-9797
Fax: 905-737-9704
Email: info@mansteelrebar.com

PROJECT
FORESTSIDE TOWNHOUSES
-BRAMPTON, ON

PART OF STRUCTURE
L2 SLAB TLL P#4,5,6

CUSTOMER :
ROYAL PINE HOMES

Project no. 2177
SCALE: AS SHOWN
DRAWING No. R9.1C 0

DETAILED BY: JU
CHECKED BY:
BAR LIST No.

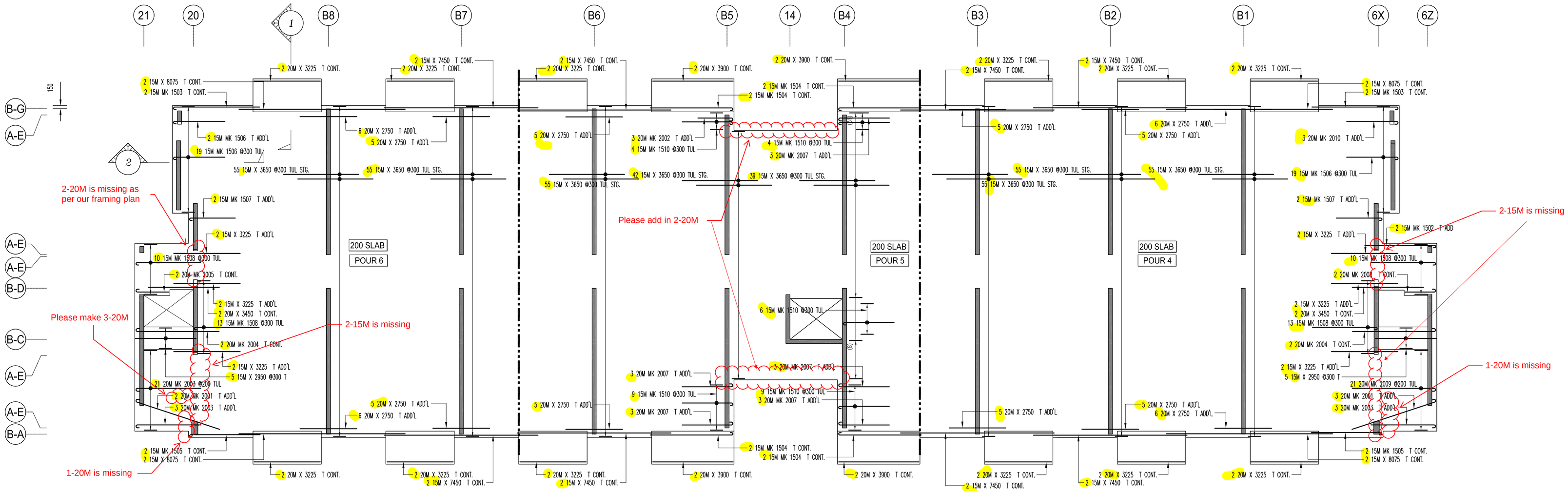

BUILDING-B 2nd FLOOR SLAB TUL

SCALE: 1:100

Release Number: R9.1D L2-SL TUL P#4

Bar Mark	Qty	Size	Total Length	Type	'A'	'B'	'C'	'D'	'E'	'F'	'G'	'H'	'J'	'K'	'O'	'R'
	165	15M	3650	0		3650										
	5	15M	2950	0		2950										
1502	2	15M	3630	1	180	3450							130			
1505	2	15M	3605	1	180	3425							130			
1506	19	15M	2680	1	180	2500							130			
1508	23	15M	3330	1	180	3150							130			
	6	15M	3225	0		3225										
1507	2	15M	2405	1	180	2225							130			
	8	15M	7450	0		7450										
	4	15M	8075	0		8075										
1503	2	15M	4370	1	180	4190							130			
2008	2	20M	1700	1	220	1480							160			
2001	3	20M	4520	1	220	4300							160			
	2	20M	3450	0		3450										
2004	2	20M	4260	1	220	4040							160			
2003	3	20M	3370	1	220	3150							160			
2009	21	20M	4270	1	220	4050							160			
2010	3	20M	2720	1	220	2500							160			
	12	20M	3225	0		3225										
	32	20M	2750	0		2750										

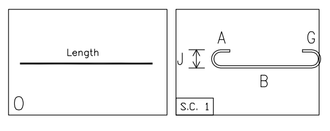

Release Number: R9.1D L2-SL TUL P#5

Bar Mark	Qty	Size	Total Length	Type	'A'	'B'	'C'	'D'	'E'	'F'	'G'	'H'	'J'	'K'	'O'	'R'
1510	32	15M	2640	1	180	2460							130			
1504	8	15M	4195	1	180	4015							130			
	4	15M	7450	0		7450										
	136	15M	3650	0		3650										
2007	15	20M	2685	1	220	2465							160			
	8	20M	3900	0		3900										
	4	20M	3225	0		3225										
	10	20M	2750	0		2750										
2002	3	20M	1920	1	220	1700							160			

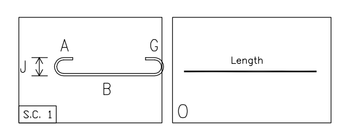

Release Number: R9.1D L2-SL TUL P#6

Bar Mark	Qty	Size	Total Length	Type	'A'	'B'	'C'	'D'	'E'	'F'	'G'	'H'	'J'	'K'	'O'	'R'
	5	15M	2950	0		2950										
	6	15M	3225	0		3225										
1508	23	15M	3330	1	180	3150							130			
1507	2	15M	2405	1	180	2225							130			
1506	21	15M	2680	1	180	2500							130			
	4	15M	8075	0		8075										
1505	2	15M	3605	1	180	3425							130			
	4	15M	7450	0		7450										
1503	2	15M	4370	1	180	4190							130			
	110	15M	3650	0		3650										
2005	2	20M	1820	1	220	1600							160			
2001	2	20M	4520	1	220	4300							160			
	2	20M	3450	0		3450										
2004	2	20M	4260	1	220	4040							160			
2003	24	20M	3370	1	220	3150							160			
	8	20M	3225	0		3225										
	22	20M	2750	0		2750										

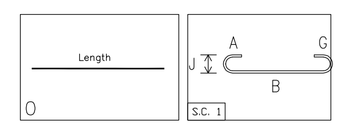

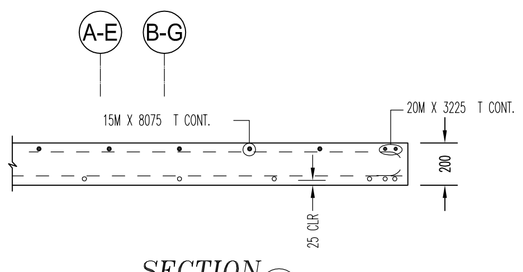

SECTION 1

SCALE: 1:20

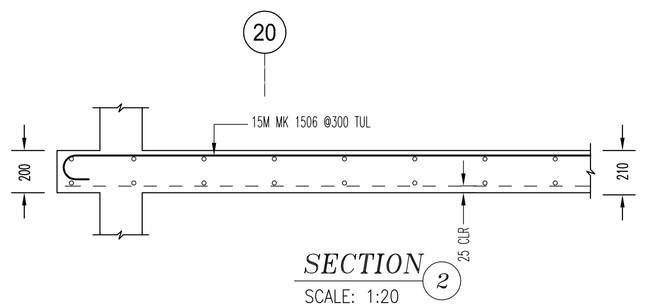

SECTION 2

SCALE: 1:20

NOTES

1. ALL STEEL TO BE GRADE 400W
2. STRENGTH OF CONCRETE
   35MPa – INTERIOR COLUMNS & WALLS
3. CONCRETE COVER:
   TIES -- 40mm
   SLAB (T&B) -- 25mm
4. COMPRESSION LAP SPLICE

BAR SIZE	STANDARD LAP (mm)
10M	300
15M	440
20M	590
25M	730
30M	880
35M	1030

5. TENSION LAP SPLICE (L.S) & DEVELOPMENT LENGTH (Ld) (FOR WALL OR COL & Ld IN CAP OR FTG.)

BAR SIZE	fc=25		fc=30		fc=35	
	L.S	L.d	L.S	L.d	L.S	L.d
10M	490	380	450	350	420	320
15M	740	570	670	520	620	480
20M	980	750	890	690	830	640
25M	1530	1170	1390	1070	1290	990
30M	1830	1410	1670	1290	1550	1190
35M	2130	1640	1950	1500	1800	1390

- ELEVATIONS AND DIMENSIONS SHOWN ARE FOR VERIFICATION PURPOSES ONLY AND ARE NOT TO BE USED FOR CONSTRUCTION
- ALL CONFIRMS/VERIFIES WILL BE ASSUMED CORRECT AND APPROVED AS IS UNLESS COMMENTED ON THE APPROVAL DRWGS

LEGEND

ALT = ALTERNATE
BOT = BOTTOM
DB5 = DOWEL INTO SLAB
DB = DOWEL BAR
CJ = CONTROL JOINT
CTS = CUT TO SUIT SITE COND.
DWL = DOWELS
EE = EACH END
EF = EACH FACE
EJ = EXPANSION JOINT
ES = EACH SIDE
EW = EACH WAY
FF = FAR FACE
FS = FORM SAVER
GD = GROUT IN DOWELS
H = HORIZONTAL
IF = INSIDE FACE
LL = LOWER LAYER
MID = MIDDLE
MIN = MINIMUM
NF = NEAR FACE
OC = ON CENTER
OF = OUTSIDE FACE
SC = SAW CUT END
STG = STAGGER
STIR = STIRRUPS
T = TOP
THR/1= THREAD 1END
THR/2= THREAD 2ENDS
UL = UPPER LAYER
u/n = UNLESS NOTED
V = VERTICAL
TT = TEMP. TIES

STRAIGHT BARS LABEL FORMAT

7 B15M X 3600
GRADE QUANTITY LENGTH

BENT BARS LABEL FORMAT

7 B15M B1501
GRADE QUANTITY SIZE BAR MARK

GRADES OF STEEL

B = GRADE 400R
E = EPOXY COATED
G = GRADE
Z = GALVANIZED
S = STAINLESS
W = WELDABLE

DRAWING REVIEW

This review of this drawing does not in any way relieve the contractor of responsibility for its accuracy or for compliance with the contract documents.

	No comment	✓	See comment
	Amend & Resubmit		Rejected See Remarks

Submission No.
Project No. 19066
By MB
Date 04 Aug 2021

JABLONSKY, AST AND PARTNERS
Consulting Engineers
1129 Leslie Street Don Mills, Ont. M3C 2K5

ISSUE	REMARKS	DATE	BY
0	FOR APPROVAL	JUL/28/21	JJ

MANSTEEL REBAR

MANSTEEL REBAR
105 Industrial Road, Richmond Hill,
Ontario L4C 2Y4 Canada
Phone: 905-737-9797
Fax: 905-737-9704
Email: info@mansteelrebar.com

PROJECT
FORESTSIDE TOWNHOUSES
-BRAMPTON, ON

PART OF STRUCTURE
L2 SLAB TUL P#4,5,6

CUSTOMER :
ROYAL PINE HOMES

Project no. 2177
SCALE: AS SHOWN
DRAWING No. R9.1D 0

DETAILED BY: JJ
BAR LIST No.
CHECKED BY: